



Club Health Assessment for District 103 N through May 2025

| | | | Status | Membership | | | | | | | Reports | | | | | Finance | | LCIF |
|-------------------------------|---|--------------|---|-----------------------------|-------------------|---------------------|----------------|---|----------------------------|--|-------------------------------------|------------------------------------|------------------------|---|--|-----------------|-----------------------------------|------|
| Club Number | Club Name | Charter Date | | Current Member Count | YTD Members Added | YTD Members Dropped | YTD Net Growth | YTD Net Growth% | Member Count 12 Months Ago | Avg. length of service for dropped members | Months Since Last MMR *** | Yrs. Since Last Officer Report | President Rotation | Vice President Reported **** | Months Since Last Activity Report *** | Account Balance | Donations for current Fiscal Year | |
| | | | Number of times on status quo within last two years | If below 15 members appears | | | | If net loss is greater than 20% appears | | | If no report in 3 months appears in | When more than one year appears in | Number of repeat terms | Notes the officers that do not have an active | If no report at 12 months appears in red | | | |
| Clubs less than two years old | | | | | | | | | | | | | | | | | | |
| 157447 | Dunkerque Texel | 02/27/2024 | Active | 18 | 0 | 2 | -2 | -10.00% | 20 | 5 | 1 | | 2 | M,VP,SC | N/A | | | |
| 157233 | Saint Omer Pays Audomarois | 02/21/2024 | Active(1) | 17 | 2 | 2 | 0 | 0.00% | 24 | 1 | 1 | | 2 | N | N/R | | | |
| 178741 | Seclin | 10/07/2024 | Active | 20 | 23 | 3 | 20 | 100.00% | 0 | 0 | 0 | | | N | M,SC | N/A | | |
| 157721 | Verneuil Pays D Halatte | 03/12/2024 | Active | 21 | 5 | 4 | 1 | 5.00% | 22 | 4 | 0 | | 2 | R | 11 | | | |
| Clubs more than two years old | | | | | | | | | | | | | | | | | | |
| 18924 | ABBEVILLE SOMME Exc Award (06/30/2016) | 11/08/1956 | Active | 11 | 0 | 0 | 0 | 0.00% | 11 | | 4 | | | N | N/A | | | |
| 18925 | AIRE SUR LA LYS | 01/12/1967 | Active | 32 | 0 | 0 | 0 | 0.00% | 32 | | 0 | | | N | SC | 14 | \$1,041.28 | |
| 104274 | AIX NOULETTE EN ARTOIS | 01/08/2009 | Active | 15 | 2 | 0 | 2 | 15.38% | 13 | | 0 | | | N | SC | 14 | 90+ Days | |
| 18926 | ALBERT ET LE PAYS DU COQUELICOT Exc Award (06/30/2024) | 01/08/1959 | Active | 21 | 1 | 1 | 0 | 0.00% | 21 | 1 | 1 | | | N | SC | 14 | \$1,261.91 | |
| 18984 | ALLIANCE ROUBAIX TOURCOING | 06/10/1968 | Active | 25 | 0 | 2 | -2 | -7.41% | 27 | 21 | 0 | | | N | 6 | | | |
| 18927 | AMIENS DOYEN | 04/24/1956 | Active | 43 | 3 | 3 | 0 | 0.00% | 43 | 32 | 1 | | | N | 24+ | 90+ Days | \$2,092.87 | |
| 151359 | Amiens Jules Verne | 06/20/2022 | Active | 15 | 5 | 0 | 5 | 50.00% | 19 | | 0 | | | N | N/A | 90+ Days | | |
| 119235 | AMIENS SAMARA Exc Award (06/30/2016) | 04/25/2013 | Active | 17 | 0 | 1 | -1 | -5.56% | 18 | 8 | 0 | | | VP | 1 | | \$525.79 | |
| 60844 | AMIENS SOMME | 06/05/1998 | Active | 25 | 0 | 1 | -1 | -3.85% | 26 | 1 | 2 | | | N | 24+ | | | |
| 33146 | AMIENS VAL DE SELLE | 12/27/1976 | Active | 23 | 2 | 1 | 1 | 4.55% | 22 | 7 | 0 | | 2 | R | SC | 24+ | | |
| 18929 | ARMENTIERES | 02/04/1963 | Active | 31 | 0 | 2 | -2 | -6.06% | 33 | 12 | 1 | | | N | 6 | | | |
| 18928 | ARRAS ARTOIS | 07/29/1955 | Active | 27 | 2 | 0 | 2 | 8.00% | 27 | | 0 | | | N | SC | 13 | \$1,051.59 | |
| 34210 | ARRAS BEFFROI Exc Award (06/30/2023) | 06/27/1977 | Active | 33 | 2 | 3 | -1 | -2.94% | 32 | 19 | 0 | | | R | 11 | | \$2,123.18 | |
| 149934 | Arras Pole Sup Baudimont | 06/23/2022 | Active | 5 | 1 | 0 | 1 | 25.00% | 5 | | 0 | | | T,M,VP,SC | N/A | | | |
| 45592 | AUCHEL LYS D'ARTOIS | 12/16/1985 | Active | 7 | 1 | 0 | 1 | 16.67% | 6 | | 1 | | | IP | 20 | | | |
| 18931 | BAPAUME PAS DE CALAIS | 10/20/1956 | Active | 11 | 0 | 2 | -2 | -15.38% | 13 | 26 | 0 | | | N | T,VP,SC | N/A | | |



Club Health Assessment for District 103 N through May 2025

| | | | Status | Membership | | | | | | | Reports | | | | | Finance | | LCIF |
|--|-------------------------------|--------------|---|-----------------------------|---|---------------------|----------------|-----------------|----------------------------|------------------------------------|------------------------------------|--------------------------------|---|--|---------------------------------------|-----------------|-----------------------------------|------|
| Club Number | Club Name | Charter Date | | Current Member Count | YTD Members Added | YTD Members Dropped | YTD Net Growth | YTD Net Growth% | Member Count 12 Months Ago | Avg. length of service for members | Months Since Last MMR *** | Yrs. Since Last Officer Report | President Rotation | Vice President Reported **** | Months Since Last Activity Report *** | Account Balance | Donations for current Fiscal Year | |
| | | | Number of times on status quo within last two years | If below 15 members appears | If net loss is greater than 20% appears | | | | | If no report in 3 months appears | When more than one year appears in | Number of repeat terms | Notes the officers that do not have an active | If no report at 12 months appears in red | | | | |
| 50713 | BEAUVAIS ANGADREME | 06/22/1990 | Active | 8 | 0 | 1 | -1 | -11.11% | 9 | 3 | 0 | | | N | 24+ | | \$520.64 | |
| Exc Award (06/30/2017) | | | | | | | | | | | | | | | | | | |
| 18933 | BEAUVAIS CATHEDRALE | 05/09/1957 | Active | 29 | 1 | 1 | 0 | 0.00% | 29 | 3 | 0 | | | N | 24+ | | | |
| 150924 | Beauvais Helen Keller | 06/01/2022 | Active | 16 | 3 | 2 | 1 | 6.67% | 16 | 2 | 0 | | 2 | R | T | N/R | \$210.32 | |
| 48612 | BEAUVAIS JEANNE HACHETTE | 05/23/1988 | Active | 11 | 0 | 2 | -2 | -15.38% | 13 | 20 | 0 | | | N | 6 | | \$210.32 | |
| 18932 | BERCK LE TOUQUET COTE D'OPALE | 04/28/1957 | Active | 32 | 4 | 2 | 2 | 6.67% | 30 | 4 | 1 | | | N | N/R | | \$3,631.44 | |
| 18934 | BETHUNE BEFFROI | 11/29/1956 | Active | 12 | 0 | 1 | -1 | -7.69% | 13 | 1 | 0 | | 2 | R | SC | 24+ | | |
| 18935 | BETHUNE SULLY | 04/08/1970 | Active | 17 | 2 | 2 | 0 | 0.00% | 17 | 37 | 0 | | 2 | R | SC | 2 | 90+ Days | |
| 46050 | BONDUES | 04/30/1986 | Active | 14 | 2 | 2 | 0 | 0.00% | 14 | 28 | 0 | | 2 | N | SC | 23 | 90+ Days | |
| Exc Award (06/30/2017) | | | | | | | | | | | | | | | | | | |
| 149809 | Boulogne Nausicaa Plage | 02/10/2022 | Active | 14 | 2 | 6 | -4 | -22.22% | 17 | 4 | 1 | | | | VP,SC | 8 | | |
| 18936 | BOULOGNE SUR MER | 05/18/1955 | Active | 22 | 0 | 0 | 0 | 0.00% | 22 | | 1 | | | N | | N/A | \$20.00 | |
| 36904 | BOULOGNE VAL DE LIANE | 04/16/1979 | Active | 23 | 1 | 1 | 0 | 0.00% | 23 | 6 | 0 | | | N | SC | 11 | | |
| 95602 | BRUAY LA BUISSIERE | 02/27/2006 | Active | 12 | 1 | 0 | 1 | 9.09% | 11 | | 0 | | 3 | R | SC | 13 | | |
| 146412 | Bully Grand Conde | 05/28/2021 | Active | 23 | 5 | 1 | 4 | 21.05% | 23 | 3 | 0 | | | N | S,SC | 11 | | |
| 36137 | CALAIS DUC DE GUISE | 10/31/1978 | Active | 27 | 3 | 0 | 3 | 12.50% | 24 | | 1 | | | N | SC | 1 | | |
| Exc Award (06/30/2016) | | | | | | | | | | | | | | | | | | |
| 133783 | Calais Notre Dame | 03/12/2018 | Active | 15 | 1 | 2 | -1 | -6.25% | 16 | 4 | 0 | | | N | | 19 | \$1,080.32 | |
| 18937 | CALAIS, PAYS D'OPALE | 02/09/1956 | Active | 17 | 3 | 1 | 2 | 13.33% | 15 | 5 | 0 | | | | S,VP | 24+ | \$104.13 | |
| 18938 | CAMBRAI LOUIS BLERIOT | 07/07/1956 | Active | 26 | 1 | 0 | 1 | 4.00% | 25 | | 0 | | | N | | 11 | \$1,561.92 | |
| Exc Award (06/30/2023) | | | | | | | | | | | | | | | | | | |
| 53129 | CAMBRAI PAIX DES DAMES | 05/20/1992 | Active | 34 | 3 | 0 | 3 | 9.68% | 31 | | 0 | | | N | | 7 | \$1,048.23 | |
| Exc Award (06/30/2016, 06/30/2017, 06/30/20) | | | | | | | | | | | | | | | | | | |
| 18939 | CARVIN PAS DE CALAIS | 04/26/1956 | Active | 23 | 1 | 5 | -4 | -14.81% | 27 | 28 | 1 | | | | VP,SC | N/A | | |
| 33273 | CHANTILLY CONNETABLE | 01/31/1977 | Active | 21 | 4 | 5 | -1 | -4.55% | 24 | 25 | 1 | | 2 | R | | 5 | 90+ Days | |
| Exc Award (06/30/2016) | | | | | | | | | | | | | | | | | | |



Club Health Assessment for District 103 N through May 2025

| | | | Status | Membership | | | | | | | Reports | | | | | Finance | | LCIF |
|-------------|-------------------------------|--------------|---|-----------------------------|-------------------|---------------------|----------------|---|----------------------------|--|-------------------------------------|------------------------------------|------------------------|---|--|-----------------|-----------------------------------|------|
| Club Number | Club Name | Charter Date | | Current Member Count | YTD Members Added | YTD Members Dropped | YTD Net Growth | YTD Net Growth% | Member Count 12 Months Ago | Avg. length of service for dropped members | Months Since Last MMR *** | Yrs. Since Last Officer Report | President Rotation | Vice President Reported **** | Months Since Last Activity Report *** | Account Balance | Donations for current Fiscal Year | |
| | | | Number of times on status quo within last two years | If below 15 members appears | | | | If net loss is greater than 20% appears | | | If no report in 3 months appears in | When more than one year appears in | Number of repeat terms | Notes the officers that do not have an active | If no report at 12 months appears in red | | | |
| 18940 | CHAUNY LA FERRE | 12/20/1960 | Active | 20 | 1 | 1 | 0 | 0.00% | 21 | 1 | 0 | | 2 | R | 5 | 90+ Days | | |
| 18941 | CLERMONT EN BEAUVAISIS | 06/17/1957 | Active | 20 | 0 | 0 | 0 | 0.00% | 20 | | 1 | | | N | 8 | | \$1,577.38 | |
| | Exc Award (06/30/2016) | | | | | | | | | | | | | | | | | |
| 18942 | COMPIEGNE IMPERIALE | 02/20/1957 | Active | 15 | 1 | 2 | -1 | -6.25% | 16 | 52 | 0 | | | N | N/R | | \$50.00 | |
| 57475 | COMPIEGNE OISE LA VALLEE | 11/06/1995 | Active | 10 | 0 | 1 | -1 | -9.09% | 13 | 20 | 0 | | 2 | | VP | 0 | | |
| | Exc Award (06/30/2016) | | | | | | | | | | | | | | | | | |
| 34292 | COMPIEGNE ROYAL LIEU | 06/27/1977 | Active | 23 | 1 | 0 | 1 | 4.55% | 22 | | 0 | | | | VP,SC | 24+ | 90+ Days | |
| 18943 | CREPY EN VALOIS | 11/22/1968 | Active | 16 | 0 | 0 | 0 | 0.00% | 16 | | 0 | | | N | SC | 2 | | |
| 18948 | DOUAI BEFFROI | 01/19/1955 | Active | 19 | 1 | 1 | 0 | 0.00% | 19 | 14 | 1 | | | | VP,SC | 24+ | \$2,092.87 | |
| 43241 | DOUAI GAYANT | 12/12/1983 | Active | 30 | 0 | 1 | -1 | -3.23% | 31 | 25 | 0 | | | N | T | N/A | | |
| 18945 | DOULLENS | 03/17/1960 | Active | 25 | 2 | 2 | 0 | 0.00% | 23 | 34 | 2 | | 2 | R | P | N/R | \$2,092.87 | |
| 41357 | DUNKERQUE FORCE 9 | 05/04/1982 | Active | 39 | 4 | 1 | 3 | 8.33% | 36 | 0 | 0 | | | N | SC | 0 | | |
| | Exc Award (06/30/2016) | | | | | | | | | | | | | | | | | |
| 18947 | DUNKERQUE JEAN BART | 04/20/1955 | Active | 27 | 1 | 2 | -1 | -3.57% | 28 | 38 | 0 | | | | T,M,VP,SC | 24+ | 90+ Days | |
| | Exc Award (06/30/2016) | | | | | | | | | | | | | | | | | |
| 56392 | FRANCE VISION NOEUX LES MINES | 01/05/1995 | Active | 6 | 5 | 2 | 3 | 100.00% | 8 | 10 | 0 | | | | M,VP,SC | 24+ | | |
| 56776 | GOUVIEUX LA NONETTE | 04/07/1995 | Active | 18 | 3 | 1 | 2 | 12.50% | 16 | 7 | 0 | | 2 | N | | 11 | \$1,567.07 | |
| 49001 | GRAVELINES ENERGIE | 11/02/1988 | Active | 14 | 0 | 3 | -3 | -17.65% | 17 | 25 | 1 | | | N | SC | 24+ | \$1,047.91 | |
| 50508 | HAM PICARDIE | 05/08/1990 | Active | 3 | 0 | 1 | -1 | -25.00% | 4 | 10 | 0 | | 4 | R | M,SC | 24+ | | |
| 18954 | HAZEBROUCK | 12/12/1962 | Active | 25 | 1 | 1 | 0 | 0.00% | 25 | 50 | 0 | | | N | SC | 12 | 90+ Days | |
| 18956 | HESDIN PAS DE CALAIS | 04/02/1957 | Active | 26 | 0 | 1 | -1 | -3.70% | 27 | 19 | 1 | | | N | | N/A | \$1,041.28 | |
| | Exc Award (06/30/2016) | | | | | | | | | | | | | | | | | |
| 18957 | LA BASSEE LES WEPPEES | 05/27/1963 | Active | 14 | 1 | 3 | -2 | -12.50% | 16 | 17 | 0 | | | IP | | 10 | \$2,164.45 | |
| | Exc Award (06/30/2016) | | | | | | | | | | | | | | | | | |
| 43632 | LA MADELEINE | 03/23/1984 | Active | 7 | 0 | 4 | -4 | -36.36% | 11 | 11 | 0 | | | | M,VP,SC | 24+ | \$1,193.93 | |
| | Exc Award (06/30/2016) | | | | | | | | | | | | | | | | | |
| 18958 | LAON | 10/13/1957 | Active | 33 | 2 | 1 | 1 | 3.13% | 32 | 6 | 0 | | | N | | 6 | \$2,092.87 | |



Club Health Assessment for District 103 N through May 2025

| | | | Status | Membership | | | | | | | Reports | | | | | Finance | | LCIF |
|--|----------------------------|--------------|---|-----------------------------|-------------------|---------------------|----------------|---|----------------------------|--|-------------------------------------|------------------------------------|------------------------|---|--|-----------------|-----------------------------------|------|
| Club Number | Club Name | Charter Date | | Current Member Count | YTD Members Added | YTD Members Dropped | YTD Net Growth | YTD Net Growth% | Member Count 12 Months Ago | Avg. length of service for dropped members | Months Since Last MMR *** | Yrs. Since Last Officer Report | President Rotation | Vice President Reported **** | Months Since Last Activity Report *** | Account Balance | Donations for current Fiscal Year | |
| | | | Number of times on status quo within last two years | If below 15 members appears | | | | If net loss is greater than 20% appears | | | If no report in 3 months appears in | When more than one year appears in | Number of repeat terms | Notes the officers that do not have an active | If no report at 12 months appears in red | | | |
| 18960 | LE CATEAU CAMBRESIS CAUDRY | 04/10/1970 | Active | 23 | 0 | 1 | -1 | -4.17% | 25 | 19 | 0 | | | N | N/A | | \$836.12 | |
| 58282 | LE TOUQUET PARIS PLAG | 05/17/1996 | Active | 20 | 1 | 1 | 0 | 0.00% | 16 | 1 | 1 | | | N | 6 | | \$312.39 | |
| Exc Award (06/30/2024) | | | | | | | | | | | | | | | | | | |
| 18963 | LENS PAS DE CALAIS | 01/27/1956 | Active | 26 | 1 | 0 | 1 | 4.00% | 24 | | 1 | | | N | 14 | | | |
| 38171 | LIANCOURT-NOGENT SUR OISE | 03/10/1980 | Active | 6 | 0 | 0 | 0 | 0.00% | 6 | | 0 | | | VP,SC | 0 | | \$1,356.76 | |
| 107491 | LILLE CONVERGENCE | 02/12/2010 | Active | 19 | 1 | 1 | 0 | 0.00% | 20 | 16 | 0 | | | N | M | N/A | | |
| Exc Award (06/30/2016) | | | | | | | | | | | | | | | | | | |
| 18965 | LILLE FAIDHERBE | 12/23/1964 | Active | 24 | 2 | 1 | 1 | 4.35% | 24 | 2 | 1 | | | N | N/R | | \$1,051.59 | |
| 32960 | LILLE HAUBOURDIN | 11/09/1976 | Active | 20 | 1 | 2 | -1 | -4.76% | 22 | 36 | 0 | | | N | M,SC | 0 | 90+ Days | |
| 78564 | LILLE LES HAUTS DE LILLE | 03/26/2004 | Active | 17 | 1 | 0 | 1 | 6.25% | 16 | | 0 | | | N | M,SC | 24+ | \$221.64 | |
| 120791 | Lille Lyderic | 11/22/2013 | Active | 7 | 0 | 1 | -1 | -12.50% | 9 | 11 | 1 | | 2 | VP,SC | 11 | | | |
| Exc Award (06/30/2023) | | | | | | | | | | | | | | | | | | |
| 51229 | LILLE OPERA | 01/23/1991 | Active | 31 | 0 | 3 | -3 | -8.82% | 34 | 18 | 1 | | | VP | 13 | | | |
| Exc Award (06/30/2016) | | | | | | | | | | | | | | | | | | |
| 18970 | LILLE PEVELE MELANTOIS | 06/12/1973 | Active | 26 | 3 | 2 | 1 | 4.00% | 27 | 18 | 0 | | | N | 18 | | \$1,041.28 | |
| Exc Award (06/30/2016, 06/30/2017) | | | | | | | | | | | | | | | | | | |
| 18964 | LILLE RENAISSANCE | 11/12/1953 | Active | 15 | 1 | 0 | 1 | 7.14% | 14 | | 0 | | | P,VP,SC | 24+ | 90+ Days | \$157.74 | |
| 49877 | LILLE WATTIGNIES | 10/06/1989 | Active | 29 | 1 | 2 | -1 | -3.33% | 30 | 13 | 0 | | | N | M,SC | 13 | \$560.64 | |
| Exc Award (06/30/2016, 06/30/2017) | | | | | | | | | | | | | | | | | | |
| 45902 | MARCQ EN BAROEUL | 03/25/1986 | Active | 38 | 3 | 3 | 0 | 0.00% | 36 | 8 | 0 | | | N | 0 | 90+ Days | \$1,093.34 | |
| 60778 | MAUBEUGE FLORIANES | 05/13/1998 | Active | 13 | 1 | 1 | 0 | 0.00% | 13 | 26 | 0 | | | VP | 24+ | | | |
| 18967 | MAUBEUGE HAINAUT | 04/01/1957 | Active | 40 | 4 | 2 | 2 | 5.26% | 39 | 11 | 0 | | | N | P,M | 1 | 90+ Days | |
| Exc Award (06/30/2016, 06/30/2018, 06/30/2020) | | | | | | | | | | | | | | | | | | |
| 46314 | MAUBEUGE VAUBAN | 06/18/1986 | Active | 8 | 1 | 1 | 0 | 0.00% | 8 | 1 | 1 | | 2 | N | 11 | | \$210.32 | |
| 101866 | MERS LES BAINS | 05/02/2008 | Active | 13 | 0 | 0 | 0 | 0.00% | 13 | | 0 | | 2 | N | SC | 6 | \$2,408.35 | |
| Exc Award (06/30/2016) | | | | | | | | | | | | | | | | | | |
| 18968 | MONTDIDIER DOYEN | 06/22/1965 | Active | 9 | 1 | 0 | 1 | 12.50% | 8 | | 0 | | | N | SC | 11 | | |



Club Health Assessment for District 103 N through May 2025

| | | | Status | Membership | | | | | | | Reports | | | | | Finance | | LCIF |
|------------------------------------|--------------------------------|--------------|---|-----------------------------|-------------------|---------------------|----------------|---|----------------------------|--|-------------------------------------|------------------------------------|------------------------|---|--|-----------------|-----------------------------------|------|
| Club Number | Club Name | Charter Date | | Current Member Count | YTD Members Added | YTD Members Dropped | YTD Net Growth | YTD Net Growth% | Member Count 12 Months Ago | Avg. length of service for dropped members | Months Since Last MMR *** | Yrs. Since Last Officer Report | President Rotation | Vice President Reported **** | Months Since Last Activity Report *** | Account Balance | Donations for current Fiscal Year | |
| | | | Number of times on status quo within last two years | If below 15 members appears | | | | If net loss is greater than 20% appears | | | If no report in 3 months appears in | When more than one year appears in | Number of repeat terms | Notes the officers that do not have an active | If no report at 12 months appears in red | | | |
| 43500 | MONTREUIL ET SES VALLEES | 02/27/1984 | Active | 21 | 4 | 1 | 3 | 16.67% | 18 | 4 | 0 | | | VP | 0 | | | |
| Exc Award (06/30/2016) | | | | | | | | | | | | | | | | | | |
| 37592 | MOUVAUX LE BOSQUIEL | 10/09/1979 | Active | 13 | 0 | 3 | -3 | -18.75% | 14 | 2 | 0 | | | VP,SC | 6 | | \$2,111.03 | |
| Exc Award (06/30/2016, 06/30/2024) | | | | | | | | | | | | | | | | | | |
| 18969 | NOYON OISE | 01/15/1955 | Active | 13 | 1 | 2 | -1 | -7.14% | 14 | 8 | 0 | | N | | 12 | | | |
| 129428 | Orchies | 11/30/2016 | Active | 29 | 7 | 1 | 6 | 26.09% | 21 | 0 | 0 | | N | | 6 | | | |
| 33347 | PERONNE SANTERRE VERMANDOIS | 02/03/1977 | Active | 22 | 0 | 0 | 0 | 0.00% | 22 | | 1 | | N | SC | N/A | | | |
| Exc Award (06/30/2016) | | | | | | | | | | | | | | | | | | |
| 18972 | ROUBAIX CROIX BARBIEUX | 10/27/1966 | Active | 27 | 1 | 0 | 1 | 3.85% | 26 | | 0 | | N | | 6 | | | |
| 44745 | SAINT POL EN TERNOIS | 03/22/1985 | Active | 21 | 1 | 0 | 1 | 5.00% | 20 | | 0 | | N | | 24+ | | \$1,084.84 | |
| 18977 | SAINT QUENTIN | 07/04/1957 | Active | 20 | 1 | 3 | -2 | -9.09% | 20 | 25 | 0 | | N | SC | N/A | | | |
| 18953 | SAINT-QUENTIN-VALLEE DE L'OISE | 03/23/1959 | Active | 22 | 3 | 2 | 1 | 4.76% | 21 | 8 | 0 | | N | SC | N/A | | | |
| 18980 | SENLIS TROIS FORETS | 03/05/1957 | Active | 28 | 0 | 3 | -3 | -9.68% | 31 | 15 | 0 | | N | | 4 | | \$4,151.25 | |
| 18981 | SOISSONS AISNE | 12/12/1956 | Active | 26 | 2 | 1 | 1 | 4.00% | 25 | 1 | 0 | | N | | 8 | 90+ Days | | |
| 77699 | SOMAIN BEAUREPAIRE | 11/24/2003 | Active | 10 | 2 | 3 | -1 | -9.09% | 11 | 9 | 1 | | N | SC | 24+ | | | |
| Exc Award (06/30/2016, 06/30/2024) | | | | | | | | | | | | | | | | | | |
| 18976 | ST AMAND LES EAUX | 01/04/1957 | Active | 9 | 2 | 4 | -2 | -18.18% | 11 | 21 | 0 | | | T,M,VP,SC | N/R | | | |
| 18979 | ST OMER | 07/17/1956 | Active | 21 | 1 | 1 | 0 | 0.00% | 23 | 34 | 1 | | N | | 6 | | | |
| Exc Award (06/30/2018) | | | | | | | | | | | | | | | | | | |
| 32423 | VAL DE LYS | 06/16/1976 | Active | 16 | 1 | 2 | -1 | -5.88% | 17 | 23 | 0 | | N | SC | 8 | | | |
| Exc Award (06/30/2016) | | | | | | | | | | | | | | | | | | |
| 55595 | VALENCIENNES CARPEAUX | 04/25/1994 | Active | 24 | 0 | 2 | -2 | -7.69% | 25 | 1 | 1 | | N | | 11 | | | |
| Exc Award (06/30/2023) | | | | | | | | | | | | | | | | | | |
| 18985 | VALENCIENNES CENTRE | 06/24/1955 | Active | 15 | 0 | 0 | 0 | 0.00% | 16 | | 1 | | N | VP | 24+ | | | |
| 149166 | Valenciennes La Rhonelle | 02/15/2022 | Active | 15 | 3 | 1 | 2 | 15.38% | 21 | 3 | 0 | | | VP | 11 | | | |
| 37069 | VALENCIENNES VAL DE L'ESCAUT | 05/11/1979 | Active | 20 | 1 | 0 | 1 | 5.26% | 21 | | 1 | | N | SC | 11 | | | |
| Exc Award (06/30/2016) | | | | | | | | | | | | | | | | | | |



Club Health Assessment for District 103 N through May 2025

| | | | Status | Membership | | | | | | | Reports | | | | | Finance | LCIF | |
|-------------|---|--------------|---|-----------------------------|-------------------|---------------------|----------------|---|----------------------------|--|-------------------------------------|------------------------------------|------------------------|------------------------------|---|--|-----------------------------------|------------|
| Club Number | Club Name | Charter Date | | Current Member Count | YTD Members Added | YTD Members Dropped | YTD Net Growth | YTD Net Growth% | Member Count 12 Months Ago | Avg. length of service for dropped members | Months Since Last MMR *** | Yrs. Since Last Officer Report | President Rotation | Vice President Reported **** | Months Since Last Activity Report *** | Account Balance | Donations for current Fiscal Year | |
| | | | Number of times on status quo within last two years | If below 15 members appears | | | | If net loss is greater than 20% appears | | | If no report in 3 months appears in | When more than one year appears in | Number of repeat terms | | Notes the officers that do not have an active | If no report at 12 months appears in red | | |
| 48109 | VALENCIENNES VAL DES CYGNES Exc Award (06/30/2016) | 02/08/1988 | Active | 12 | 4 | 0 | 4 | 50.00% | 10 | | 0 | | | N | SC | 11 | | |
| 18987 | VERVINS | 03/18/1958 | Active | 15 | 1 | 0 | 1 | 7.14% | 15 | | 0 | | | N | M,SC | N/R | 90+ Days | |
| 18989 | VILLERS COTTERETS | 06/08/1971 | Active | 20 | 5 | 3 | 2 | 11.11% | 18 | 37 | 0 | | | | VP,SC | 24+ | 90+ Days | |
| 18988 | VIMY CINQUANTENAIRE | 03/19/1969 | Active | 18 | 1 | 2 | -1 | -5.26% | 19 | 5 | 0 | | | R | T,M | N/A | | |
| 47149 | WASQUEHAL | 04/07/1987 | Active | 16 | 2 | 1 | 1 | 6.67% | 15 | 27 | 1 | | | | VP,SC | 6 | 90+ Days | \$1,367.36 |

Clubs Cancelled Previous Fiscal Year – Clubs Cancelled within last 12 months may be reinstated

| Club Number | Club Name | Charter Date | Current Status* | Cancellation Date |
|-------------|-----------------------|--------------|-----------------|-------------------|
| 18983 | TOURCOING CENTRE | 09/30/1953 | Cancelled(6*) | 07/29/2023 |
| 47355 | TOURCOING SEPTENTRION | 05/26/1987 | Cancelled(6*) | 01/29/2024 |

| Current Total Clubs Count | YTD New Clubs Count | YTD Cancelled Clubs Count | YTD Net Club Gain | Current Total Members Count | YTD Add | YTD Drop | YTD Net Growth | YTD Net Growth % | Member Count 12 Months Ago | Average Member Count Per Club | % of Clubs with less than 20 members | % No MMR in 3 Months | % No Officer Report in 12 Months | % of Clubs with balance 90+ days | Number of Clubs in Status Quo | % Status Quo Clubs in Financial Suspension | Number of Cancelled Clubs | Average Cancelled Club Age | Members Lost Due to Cancellation | % of Clubs Cancelled for Non-Financial Reasons |
|---------------------------|---------------------|---------------------------|-------------------|-----------------------------|---------|----------|----------------|------------------|----------------------------|-------------------------------|--------------------------------------|----------------------|----------------------------------|----------------------------------|-------------------------------|--|---------------------------|----------------------------|----------------------------------|--|
| 103 | 1 | 0 | 1 | 2,040 | 174 | 145 | 29 | 1.44% | 2,052 | 20 | 48% | 1% | 0% | 17% | 0 | 0% | 0 | 0 | 0 | 0% |

* - P - Priority Club. Cancellation Reasons: 1-Objectives/conduct, 2-Non-active club, 5-Non-existing club, 6-Disbanding, 7-Merger, 8-Financial Suspension, 9-District/Multiple District Dues.

** - Abbreviation: P-President, S-Secretary, T-Treasurer, M-Member Chairperson, VP-First Vice President, MC-Communications Chairperson, SC-Service Chairperson

*** - Abbreviation: N/R - Never reported using the Lions Clubs website, N/A - Not applicable, No password registered for the Lions Clubs website.

**** - Abbreviation: N - New, IP - Immediate Past, R - Repeat.



Club Health Assessment for District 103NIE through May 2025

| | | | Status | Membership | | | | | | | Reports | | | | | Finance | | LCIF |
|------------------------------------|------------------------------------|--------------|---|-----------------------------|-------------------|---------------------|----------------|---|----------------------------|--|-------------------------------------|------------------------------------|------------------------|---|--|-----------------|-----------------------------------|------|
| Club Number | Club Name | Charter Date | | Current Member Count | YTD Members Added | YTD Members Dropped | YTD Net Growth | YTD Net Growth% | Member Count 12 Months Ago | Avg. length of service for dropped members | Months Since Last MMR *** | Yrs. Since Last Officer Report | President Rotation | Vice President Reported **** | Months Since Last Activity Report *** | Account Balance | Donations for current Fiscal Year | |
| | | | Number of times on status quo within last two years | If below 15 members appears | | | | If net loss is greater than 20% appears | | | If no report in 3 months appears in | When more than one year appears in | Number of repeat terms | Notes the officers that do not have an active | If no report at 12 months appears in red | | | |
| Clubs less than two years old | | | | | | | | | | | | | | | | | | |
| 156541 | Deauville Côte Fleurie | 11/13/2023 | Active | 28 | 2 | 2 | 0 | 0.00% | 26 | 2 | 0 | | 2 | N | 1 | | | |
| 156818 | Le Mesnil Esnard Rollon | 02/13/2024 | Active(1) | 19 | 3 | 5 | -2 | -9.52% | 21 | 1 | 0 | | 2 | | VP | N/A | 90+ Days \$105.16 | |
| 154401 | Saint Hilaire du Harcouet | 06/06/2023 | Active | 23 | 7 | 2 | 5 | 27.78% | 20 | 1 | 0 | | | T,M,VP,SC | N/A | 90+ Days | | |
| Clubs more than two years old | | | | | | | | | | | | | | | | | | |
| 19352 | ALENCON CITE | 12/07/1956 | Active | 34 | 2 | 1 | 1 | 3.03% | 33 | 9 | 1 | | | N | 11 | | | |
| Exc Award (06/30/2016, 06/30/2024) | | | | | | | | | | | | | | | | | | |
| 56178 | ALENCON LE POINT DES DUCS | 10/25/1994 | Active | 19 | 6 | 3 | 3 | 18.75% | 19 | 19 | 0 | | | VP,SC | 24+ | 90+ Days | \$540.16 | |
| Exc Award (06/30/2016) | | | | | | | | | | | | | | | | | | |
| 19355 | ARGENTAN | 06/08/1965 | Active | 26 | 0 | 2 | -2 | -7.14% | 28 | 19 | 0 | | | N | N/R | | \$1,046.43 | |
| Exc Award (06/30/2018) | | | | | | | | | | | | | | | | | | |
| 18930 | AUMALE BLANGY | 01/22/1964 | Active | 17 | 1 | 0 | 1 | 6.25% | 16 | | 1 | | | N | 13 | | | |
| 19356 | AVRANCHES-MONT SAINT MICHEL | 12/21/1955 | Active | 33 | 1 | 0 | 1 | 3.13% | 33 | | 0 | | | N | M | 11 | \$5,206.42 | |
| Exc Award (06/30/2023) | | | | | | | | | | | | | | | | | | |
| 35772 | BAGNOLES PAYS D'ANDAIN | 06/26/1978 | Active | 30 | 2 | 1 | 1 | 3.45% | 29 | 30 | 0 | | | N | SC | 13 | \$2,092.87 | |
| LC | | | | | | | | | | | | | | | | | | |
| 30442 | BAYEUX | 03/21/1975 | Active | 29 | 1 | 0 | 1 | 3.57% | 28 | | 0 | | | N | 2 | | \$542.28 | |
| Exc Award (06/30/2016, 06/30/2023) | | | | | | | | | | | | | | | | | | |
| 53728 | BREHAL VALLE DE LA SIENNE | 10/08/1992 | Active | 11 | 1 | 1 | 0 | 0.00% | 11 | 2 | 0 | | 2 | N | M | 0 | 90+ Days | |
| 19360 | CABOURG | 10/09/1955 | Active | 33 | 3 | 0 | 3 | 10.00% | 28 | | 0 | | | N | 6 | | \$2,340.94 | |
| Exc Award (06/30/2017, 06/30/2024) | | | | | | | | | | | | | | | | | | |
| 49973 | CAEN COTE DE NACRE | 11/20/1989 | Active | 20 | 1 | 1 | 0 | 0.00% | 20 | 6 | 0 | | | N | 13 | | | |
| Exc Award (06/30/2023) | | | | | | | | | | | | | | | | | | |
| 19361 | CAEN DOYEN | 11/05/1954 | Active | 15 | 0 | 0 | 0 | 0.00% | 15 | | 1 | | | N | 0 | | | |
| 140773 | Caen Normandie Culture et Passions | 01/24/2020 | Active | 9 | 1 | 7 | -6 | -40.00% | 17 | 11 | 0 | | 2 | N | T,SC | 1 | \$210.32 | |
| 48207 | CAEN REINE MATHILDE | 03/07/1988 | Active | 12 | 2 | 1 | 1 | 9.09% | 11 | 31 | 0 | | | N | 5 | | | |
| Exc Award (06/30/2023) | | | | | | | | | | | | | | | | | | |



Club Health Assessment for District 103NIE through May 2025

| | | | Status | Membership | | | | | | | Reports | | | | | Finance | | LCIF |
|-------------|--|--------------|---|-----------------------------|-------------------|---------------------|----------------|---|----------------------------|--|-------------------------------------|------------------------------------|------------------------|---|--|-----------------|-----------------------------------|------|
| Club Number | Club Name | Charter Date | | Current Member Count | YTD Members Added | YTD Members Dropped | YTD Net Growth | YTD Net Growth% | Member Count 12 Months Ago | Avg. length of service for dropped members | Months Since Last MMR *** | Yrs. Since Last Officer Report | President Rotation | Vice President Reported **** | Months Since Last Activity Report *** | Account Balance | Donations for current Fiscal Year | |
| | | | Number of times on status quo within last two years | If below 15 members appears | | | | If net loss is greater than 20% appears | | | If no report in 3 months appears in | When more than one year appears in | Number of repeat terms | Notes the officers that do not have an active | If no report at 12 months appears in red | | | |
| 19362 | CAEN VIKING Exc Award (06/30/2021) | 10/10/1972 | Active | 26 | 2 | 4 | -2 | -7.14% | 28 | 27 | 0 | | | N | 0 | 90+ Days | | |
| 65154 | CHERBOURG CHANTEREYNE Exc Award (06/30/2017) | 03/13/2002 | Active | 33 | 2 | 1 | 1 | 3.13% | 31 | 0 | 0 | | | N | SC | 1 | \$2,293.90 | |
| 19364 | CHERBOURG CITE MARITIME | 03/15/1955 | Active | 20 | 0 | 0 | 0 | 0.00% | 19 | | 1 | | | N | SC | 13 | \$846.01 | |
| 19366 | COUTANCES | 02/16/1971 | Active | 15 | 3 | 1 | 2 | 15.38% | 14 | 2 | 0 | | | R | T,VP,SC | 1 | \$1,041.28 | |
| 19409 | DEAUVILLE TROUVILLE DOYEN Exc Award (06/30/2017) | 09/29/1955 | Active | 27 | 1 | 5 | -4 | -12.90% | 31 | 13 | 0 | | | N | | 2 | \$1,024.98 | |
| 18944 | DIEPPE DOYEN | 01/11/1956 | Active | 33 | 6 | 1 | 5 | 17.86% | 28 | 34 | 0 | | 2 | N | | 11 | \$3,134.64 | |
| 45903 | DIEPPE VERRAZANE | 03/14/1986 | Active | 26 | 1 | 4 | -3 | -10.34% | 30 | 14 | 0 | | | | VP,SC | 0 | \$40.00 | |
| 49878 | DOMFRONT PAYS DU DOMFRONTAIS | 10/06/1989 | Active | 21 | 0 | 0 | 0 | 0.00% | 21 | | 0 | | | N | SC | N/A | \$100.00 | |
| 18946 | DUCLAIR LES ABBAYES | 05/12/1966 | Active | 25 | 0 | 2 | -2 | -7.41% | 27 | 15 | 0 | | | N | | 13 | \$4,275.32 | |
| 18949 | ELBEUF Exc Award (06/30/2023) | 12/01/1960 | Active | 40 | 3 | 3 | 0 | 0.00% | 43 | 18 | 0 | | | N | P | 24+ | 90+ Days \$3,289.24 | |
| 18950 | EU | 05/11/1959 | Active | 20 | 1 | 2 | -1 | -4.76% | 21 | 8 | 0 | | | N | | 11 | \$1,041.28 | |
| 19369 | EVREUX DOYEN | 05/17/1957 | Active | 26 | 1 | 0 | 1 | 4.00% | 29 | | 1 | | | IP | | 13 | 90+ Days \$1,000.00 | |
| 45904 | EVREUX LES CENTS PONTS | 03/14/1986 | Active | 22 | 1 | 0 | 1 | 4.76% | 21 | | 0 | | | N | T | 11 | | |
| 56095 | EVREUX PRE MARGOT | 09/20/1994 | Active | 10 | 0 | 2 | -2 | -16.67% | 13 | 20 | 1 | | | N | S,SC | 17 | | |
| 138320 | Evreux Voie Nouvelle | 05/20/2019 | Active | 18 | 2 | 0 | 2 | 12.50% | 16 | | 0 | | | N | | 2 | \$1,068.07 | |
| 31357 | FALAISE Exc Award (06/30/2021) | 11/03/1975 | Active | 29 | 1 | 0 | 1 | 3.57% | 27 | | 0 | | | N | SC | N/R | \$1,577.38 | |
| 18951 | FECAMP | 11/09/1960 | Active | 12 | 0 | 1 | -1 | -7.69% | 13 | 37 | 0 | | | N | S,SC | 24+ | | |
| 19371 | FLERS | 09/05/1968 | Active | 27 | 2 | 4 | -2 | -6.90% | 29 | 21 | 0 | | | N | SC | 11 | 90+ Days \$416.19 | |
| 63033 | FORGES NEUFCHATEL GOURNAY | 04/03/2000 | Active | 4 | 0 | 1 | -1 | -20.00% | 5 | 24 | 0 | | 3 | | S,M,VP,SC | N/R | | |
| 63536 | GISORS CITADELLE | 08/28/2000 | Active | 7 | 0 | 1 | -1 | -12.50% | 9 | 1 | 0 | | 2 | R | M,SC | 15 | | |




Club Health Assessment for District 103NIE through May 2025

| Club Number | Club Name | Charter Date | Status | Membership | | | | | | | Reports | | | | | Finance | LCIF |
|-------------|------------------------------------|--------------|---|-----------------------------|-------------------|---------------------|----------------|---|----------------------------|--------------------------------|-------------------------------------|------------------------------------|------------------------|---|---------------------------------------|-----------------|-----------------------------------|
| | | | | Current Member Count | YTD Members Added | YTD Members Dropped | YTD Net Growth | YTD Net Growth% | Member Count 12 Months Ago | Avg. length of service members | Months Since Last MMR *** | Yrs. Since Last Officer Report | President Rotation | Vice President Reported **** | Months Since Last Activity Report *** | Account Balance | Donations for current Fiscal Year |
| | | | Number of times on status quo within last two years | If below 15 members appears | | | | If net loss is greater than 20% appears | | | If no report in 3 months appears in | When more than one year appears in | Number of repeat terms | Notes the officers that do not have an active | If no report at 12 months red | | |
| 19373 | GISORS-LES TEMPLIERS | 07/23/1965 | Active | 18 | 4 | 3 | 1 | 5.88% | 17 | 4 | 0 | | 2 | R | SC | 11 | \$542.28 |
| | Exc Award (06/30/2017, 06/30/2019) | | | | | | | | | | | | | | | | |
| 19374 | GRANVILLE ILES CHAUSEY | 02/05/1958 | Active | 30 | 2 | 1 | 1 | 3.45% | 29 | 8 | 0 | | | N | | 11 | \$542.28 |
| 105338 | HONFLEUR | 04/23/2009 | Active | 9 | 0 | 2 | -2 | -18.18% | 11 | 3 | 0 | | | | VP | 1 | \$479.81 |
| 19375 | ISIGNY CARENTAN | 04/23/1956 | Active | 23 | 0 | 1 | -1 | -4.17% | 24 | 5 | 1 | | | N | | 1 | \$4,121.46 |
| 18959 | LA VALLEE D OR | 03/19/1963 | Active | 21 | 1 | 3 | -2 | -8.70% | 23 | 9 | 1 | | | N | | 12 | \$1,051.59 |
| 19378 | L'AIGLE-VALLEE DE LA RISLE | 04/25/1967 | Active | 19 | 0 | 1 | -1 | -5.00% | 21 | 1 | 0 | | | N | SC | 11 | \$1,051.58 |
| 18961 | LE HAVRE DOYEN | 12/07/1956 | Active | 32 | 1 | 0 | 1 | 3.23% | 31 | | 0 | | | N | | 12 | |
| 154204 | Le Havre En Scene | 05/11/2023 | Active | 24 | 1 | 2 | -1 | -4.00% | 28 | 2 | 1 | | | N | SC | 13 | \$156.07 |
| 30602 | LE HAVRE EXPANSION | 04/18/1975 | Active | 9 | 0 | 0 | 0 | 0.00% | 10 | | 0 | | 4 | N | M,SC | 24+ | \$325.37 |
| | Exc Award (06/30/2021) | | | | | | | | | | | | | | | | |
| 51946 | LE HAVRE GRAND LARGE | 08/05/1991 | Active | 18 | 1 | 0 | 1 | 5.88% | 18 | | 0 | | 2 | N | | 4 | \$1,064.72 |
| | Exc Award (06/30/2018, 06/30/2024) | | | | | | | | | | | | | | | | |
| 18962 | LE HAVRE PORTE OCEANE | 01/25/1971 | Active | 16 | 0 | 1 | -1 | -5.88% | 20 | 1 | 0 | | | N | SC | 24+ | |
| 127099 | Le Havre Salamandre | 03/21/2016 | Active | 21 | 2 | 2 | 0 | 0.00% | 21 | 2 | 0 | | | N | | 4 | 90+ Days |
| 19384 | LES ANDELYS | 05/20/1969 | Active | 10 | 0 | 2 | -2 | -16.67% | 13 | 2 | 1 | | | N | | 0 | |
| 19385 | LISIEUX | 10/08/1955 | Active | 20 | 1 | 1 | 0 | 0.00% | 20 | 9 | 0 | | | N | | 6 | |
| | Exc Award (06/30/2016) | | | | | | | | | | | | | | | | |
| 19387 | LOUVIERS-LE NEUBOURG L C | 02/07/1962 | Active | 15 | 1 | 3 | -2 | -11.76% | 16 | 26 | 1 | | | N | | 17 | \$1,000.00 |
| 54297 | MONT SAINT AIGNAN BL DE CASTIL | 03/30/1993 | Active | 12 | 0 | 1 | -1 | -7.69% | 13 | 13 | 0 | | | N | | 11 | \$210.32 |
| 19391 | MORTAGNE PERCHE L C | 06/19/1972 | Active | 19 | 0 | 1 | -1 | -5.00% | 20 | 5 | 0 | | | N | | 14 | |
| 19394 | PACY SUR EURE | 02/08/1972 | Active | 21 | 5 | 1 | 4 | 23.53% | 18 | 1 | 0 | | 2 | | M,VP | 1 | \$520.24 |
| 129331 | Pacy Vallee De LEure | 10/31/2016 | Active | 28 | 5 | 3 | 2 | 7.69% | 28 | 5 | 0 | | | N | | 5 | \$520.24 |
| | Exc Award (06/30/2021) | | | | | | | | | | | | | | | | |
| 36138 | PONT-AUDEMER | 10/09/1978 | Active | 12 | 0 | 0 | 0 | 0.00% | 13 | | 0 | | | | VP,SC | N/R | |
| 68649 | PONT-L'ÉVÊQUE VAL D'AUGE | 04/24/2003 | Active | 22 | 0 | 1 | -1 | -4.35% | 23 | 14 | 0 | | | N | SC | 16 | |



Club Health Assessment for District 103NIE through May 2025

|  | | | Status | Membership | | | | | | | Reports | | | | | Finance | LCIF | |
|--|---------------------------------------|--------------|---|-----------------------------|-------------------|---------------------|----------------|-----------------|---|--|---------------------------|-------------------------------------|------------------------------------|------------------------------|---|--|-----------------------------------|------------|
| Club Number | Club Name | Charter Date | | Current Member Count | YTD Members Added | YTD Members Dropped | YTD Net Growth | YTD Net Growth% | Member Count 12 Months Ago | Avg. length of service for dropped members | Months Since Last MMR *** | Yrs. Since Last Officer Report | President Rotation | Vice President Reported **** | Months Since Last Activity Report *** | Account Balance | Donations for current Fiscal Year | |
| | | | Number of times on status quo within last two years | If below 15 members appears | | | | | If net loss is greater than 20% appears | | | If no report in 3 months appears in | When more than one year appears in | Number of repeat terms | Notes the officers that do not have an active | If no report at 12 months appears in red | | |
| 49002 | ROUEN COEUR DE LION | 11/02/1988 | Active | 14 | 1 | 1 | 0 | 0.00% | 14 | 7 | 1 | | 2 | VP | 11 | 90+ Days | \$520.24 | |
| 18973 | ROUEN DOYEN DE NORMANDIE VALLEE DE LA | 12/04/1951 | Active | 17 | 0 | 1 | -1 | -5.56% | 18 | 63 | 0 | | | VP | 6 | | \$1,051.58 | |
| 18974 | ROUEN DRAKKAR | 01/24/1972 | Active | 20 | 6 | 0 | 6 | 42.86% | 14 | | 0 | | 2 | N | 0 | | \$350.00 | |
| 46732 | SAINT ANDRE DE L'EURE | 12/11/1986 | Active | 9 | 2 | 0 | 2 | 28.57% | 7 | | 0 | | | VP | 7 | | \$420.64 | |
| 19404 | SAINT LO | 12/19/1955 | Active | 38 | 1 | 1 | 0 | 0.00% | 37 | 14 | 0 | | | N | N/A | | | |
| 63648 | SAINTE ADRESSE | 10/24/2000 | Active | 22 | 0 | 0 | 0 | 0.00% | 24 | | 0 | | | N | M,SC | | 24+ | |
| 18978 | ST VALERY EN CAUX | 02/16/1956 | Active | 13 | 1 | 0 | 1 | 8.33% | 12 | | 0 | | 3 | VP,SC | 3 | | \$418.42 | |
| 46587 | TINCHEBRAY CONDE SUR NOIREAU | 10/14/1986 | Active | 25 | 0 | 1 | -1 | -3.85% | 27 | 10 | 0 | | | N | SC | | 24+ | \$2,160.64 |
| 85026 | VALOGNES SAINTE MERE EGLISE | 03/14/2005 | Active | 12 | 2 | 0 | 2 | 20.00% | 10 | | 0 | | | N | SC | | 24+ | \$2,148.39 |
| 19412 | VERNEUIL SUR AVRE | 01/07/1960 | Active | 12 | 1 | 0 | 1 | 9.09% | 11 | | 1 | | | N | M,SC | | 24+ | |
| 19413 | VERNON | 03/09/1955 | Active | 13 | 0 | 5 | -5 | -27.78% | 18 | 14 | 0 | | | VP | 7 | \$1,051.59 | | |
| 149644 | Villers Sur Mer | 01/20/2022 | Active | 20 | 4 | 2 | 2 | 11.11% | 19 | 3 | 1 | | | N | SC | N/A | 90+ Days | |
| 19414 | VIMOUTIERS | 03/25/1970 | Active | 17 | 0 | 1 | -1 | -5.56% | 18 | 39 | 0 | | | N | | 0 | \$315.48 | |
| Exc Award (06/30/2023) | | | | | | | | | | | | | | | | | | |
| 19415 | VIRE | 06/18/1965 | Active | 18 | 0 | 1 | -1 | -5.26% | 20 | 34 | 1 | | | N | SC | 13 | \$1,040.49 | |
| Exc Award (06/30/2023) | | | | | | | | | | | | | | | | | | |
| 45417 | YVETOT TERRE DE CAUX | 10/30/1985 | Active | 20 | 1 | 2 | -1 | -4.76% | 21 | 9 | 1 | | | N | | 19 | \$1,062.92 | |
| Exc Award (06/30/2021) | | | | | | | | | | | | | | | | | | |

Clubs Cancelled Previous Fiscal Year – Clubs Cancelled within last 12 months may be reinstated

| Club Number | Club Name | Charter Date | Current Status* | Cancellation Date |
|-------------|---------------|--------------|-----------------|-------------------|
| 108092 | CAEN LEOPARDS | 04/23/2010 | Cancelled(6*) | 07/29/2023 |



Club Health Assessment for District 103NIE through May 2025

| Club Number | | | Club Name | | | Charter Date | | | Status | Membership | | | | | | | Reports | | | | | Finance | | LCIF |
|---------------------------|---------------------|---------------------------|-------------------|-----------------------------|---------|--------------|----------------|------------------|---|-------------------------------|--------------------------------------|----------------------|---|----------------------------------|-------------------------------|--|---------------------------|------------------------------------|----------------------------------|--|---------------------------------------|--|-----------------------------------|------|
| | | | | | | | | | | Current Member Count | YTD Members Added | YTD Members Dropped | YTD Net Growth | YTD Net Growth% | Member Count 12 Months Ago | Avg. length of service for dropped members | Months Since Last MMR *** | Yrs. Since Last Officer Report | President Rotation | Vice President Reported **** | Months Since Last Activity Report *** | Account Balance | Donations for current Fiscal Year | |
| | | | | | | | | | Number of times on status quo within last two years | If below 15 members appears | | | If net loss is greater than 20% appears | | | If no report in 3 months appears in | | When more than one year appears in | Number of repeat terms | Notes the officers that do not have an active | | If no report at 12 months appears in red | | |
| Current Total Clubs Count | YTD New Clubs Count | YTD Cancelled Clubs Count | YTD Net Club Gain | Current Total Members Count | YTD Add | YTD Drop | YTD Net Growth | YTD Net Growth % | Member Count 12 Months Ago | Average Member Count Per Club | % of Clubs with less than 20 members | % No MMR in 3 Months | % No Officer Report in 12 Months | % of Clubs with balance 90+ days | Number of Clubs in Status Quo | % Status Quo Clubs in Financial Suspension | Number of Cancelled Clubs | Average Cancelled Club Age | Members Lost Due to Cancellation | % of Clubs Cancelled for Non-Financial Reasons | | | | |
| 72 | 0 | 0 | 0 | 1,468 | 102 | 102 | 0 | 0.00% | 1,497 | 20 | 46% | 0% | 0% | 15% | 0 | 0% | 0 | 0 | 0 | 0% | | | | |

* - P - Priority Club. Cancellation Reasons: 1-Objectives/conduct, 2-Non-active club, 5-Non-existing club, 6-Disbanding, 7-Merger, 8-Financial Suspension, 9-District/Multiple District Dues.

** - Abbreviation: P-President, S-Secretary, T-Treasurer, M-Member Chairperson, VP-First Vice President, MC-Communications Chairperson, SC-Service Chairperson

*** - Abbreviation: N/R - Never reported using the Lions Clubs website, N/A - Not applicable, No password registered for the Lions Clubs website.

**** - Abbreviation: N - New, IP - Immediate Past, R - Repeat.



Club Health Assessment for District 103 E through May 2025

| | | | Status | Membership | | | | | | | Reports | | | | | Finance | LCIF |
|--|--------------------------------------|--------------|---|-----------------------------|-------------------|---------------------|---|-----------------|----------------------------|--|-------------------------------------|------------------------------------|------------------------|--|---------------------------------------|-------------------------------|-----------------------------------|
| Club Number | Club Name | Charter Date | | Current Member Count | YTD Members Added | YTD Members Dropped | YTD Net Growth | YTD Net Growth% | Member Count 12 Months Ago | Avg. length of service for dropped members | Months Since Last MMR *** | Yrs. Since Last Officer Report | President Rotation | Vice President Reported **** | Months Since Last Activity Report *** | Account Balance | Donations for current Fiscal Year |
| | | | Number of times on status quo within last two years | If below 15 members appears | | | If net loss is greater than 20% appears | | | | If no report in 3 months appears in | When more than one year appears in | Number of repeat terms | Notes the officers that do not have appears in an active | | If no report at 12 months red | |
| Clubs less than two years old | | | | | | | | | | | | | | | | | |
| 155415 | Châlons-en-Champagne (Effervescence) | 01/08/2024 | Active | 19 | 0 | 0 | 0 | 0.00% | 18 | | 0 | | | N | 0 | | \$210.32 |
| 157360 | Dorlisheim Bugatti | 06/06/2024 | Active | 23 | 2 | 4 | -2 | -8.00% | 0 | 1 | 1 | | 2 | N | 4 | 90+ Days | \$162.05 |
| 158013 | Mulhouse Filatures | 04/05/2024 | Active | 18 | 2 | 0 | 2 | 12.50% | 20 | | 0 | | 2 | N | 2 | 90+ Days | |
| 180261 | Nancy Metropole | 01/09/2025 | Active | 19 | 22 | 3 | 19 | 100.00% | 0 | 1 | 0 | | | R | N/R | | |
| 154695 | Pays de Bitche | 06/06/2023 | Active | 13 | 0 | 8 | -8 | -38.10% | 20 | 2 | 0 | | | N | SC | 2 | |
| Clubs more than two years old | | | | | | | | | | | | | | | | | |
| 48262 | ALTKIRCH SUNDGAU | 03/15/1988 | Active | 25 | 1 | 2 | -1 | -3.85% | 27 | 34 | 0 | | | R | 1 | | \$1,561.93 |
| 34211 | BAINS LES BAINS | 06/27/1977 | Active | 6 | 0 | 0 | 0 | 0.00% | 7 | | 0 | | | M,VP,SC | 11 | | \$1,084.57 |
| 18991 | BAR LE DUC | 02/26/1960 | Active | 19 | 1 | 2 | -1 | -5.00% | 20 | 2 | 1 | | 2 | VP | 16 | | |
| 18992 | BAR SUR AUBE | 12/22/1961 | Active | 14 | 1 | 0 | 1 | 7.69% | 13 | | 0 | | | N | T,SC | 4 | 90+ Days |
| 29412 | BARR | 05/31/1974 | Active | 28 | 2 | 1 | 1 | 3.70% | 26 | 9 | 0 | | | N | VP | 13 | 90+ Days |
| 36392 | BAR-SUR-SEINE | 12/29/1978 | Active | 16 | 0 | 1 | -1 | -5.88% | 17 | 2 | 0 | | | N | M,SC | 11 | |
| 29504 | BENFELD ERSTEIN | 06/18/1974 | Active | 31 | 3 | 1 | 2 | 6.90% | 24 | 1 | 0 | | | N | SC | 6 | 90+ Days |
| 18994 | BOUZONVILLE | 10/14/1963 | Active | 14 | 2 | 1 | 1 | 7.69% | 13 | 0 | 0 | | | N | SC | 0 | |
| Exc Award (06/30/2018, 06/30/2023) | | | | | | | | | | | | | | | | | |
| 88571 | BRUMATH CHARLES GUSTAVE STOSKOPF | 06/08/2005 | Active | 10 | 1 | 1 | 0 | 0.00% | 10 | 1 | 0 | | 2 | R | 2 | | \$572.92 |
| 38316 | CHALONS ST VINCENT | 04/07/1980 | Active | 38 | 0 | 0 | 0 | 0.00% | 38 | | 0 | | | N | 6 | | \$2,473.66 |
| 52047 | CHALONS SUR MARNE CHALONS VINE | 10/02/1991 | Active | 17 | 2 | 2 | 0 | 0.00% | 17 | 5 | 0 | | 2 | R | 7 | 90+ Days | \$638.83 |
| 18996 | CHARLEVILLE MEZIERES | 03/16/1961 | Active | 17 | 0 | 1 | -1 | -5.56% | 19 | 9 | 0 | | | N | T | 17 | |
| Exc Award (06/30/2023) | | | | | | | | | | | | | | | | | |
| 43633 | CHARLEVILLE RIMBAUD | 03/23/1984 | Active | 21 | 1 | 8 | -7 | -25.00% | 28 | 15 | 0 | | | N | 0 | 90+ Days | \$2,645.30 |
| 36067 | CHARLEVILLE VAL DE MEUSE | 09/29/1978 | Active | 27 | 0 | 0 | 0 | 0.00% | 28 | | 0 | | | N | 0 | | \$3,637.34 |
| Exc Award (06/30/2018, 06/30/2023, 06/30/2024) | | | | | | | | | | | | | | | | | |
| 18997 | CHARMES | 10/06/1967 | Active | 6 | 1 | 6 | -5 | -45.45% | 11 | 15 | 1 | | 3 | VP,SC | N/R | | |



Club Health Assessment for District 103 E through May 2025

| | | | Status | Membership | | | | | | | Reports | | | | | Finance | LCIF | |
|-------------|--|--------------|---|-----------------------------|-------------------|---------------------|----------------|-----------------|---|--|---------------------------|-------------------------------------|------------------------------------|------------------------------|---|--|-----------------------------------|------------|
| Club Number | Club Name | Charter Date | | Current Member Count | YTD Members Added | YTD Members Dropped | YTD Net Growth | YTD Net Growth% | Member Count 12 Months Ago | Avg. length of service for dropped members | Months Since Last MMR *** | Yrs. Since Last Officer Report | President Rotation | Vice President Reported **** | Months Since Last Activity Report *** | Account Balance | Donations for current Fiscal Year | |
| | | | Number of times on status quo within last two years | If below 15 members appears | | | | | If net loss is greater than 20% appears | | | If no report in 3 months appears in | When more than one year appears in | Number of repeat terms | Notes the officers that do not have an active | If no report at 12 months appears in red | | |
| 110146 | CHATEAU THIERRY CITE DES FABLES | 01/20/2011 | Active | 17 | 1 | 0 | 1 | 6.25% | 16 | | 1 | | | N | SC | 7 | 90+ Days | \$1,572.23 |
| 19049 | CHATEAU THIERRY VALLEE DE LA M Exc Award (06/30/2016) | 06/19/1972 | Active | 20 | 1 | 0 | 1 | 5.26% | 19 | | 0 | | | N | T,SC | 12 | 90+ Days | \$3,154.77 |
| 56670 | CHATEAU-THIERRY JEANNE DE NAVA | 03/16/1995 | Active | 12 | 1 | 0 | 1 | 9.09% | 11 | | 0 | | IP | SC | | 10 | | \$520.64 |
| 18999 | CHAUMONT CHAMPAGNE | 02/20/1958 | Active | 29 | 2 | 2 | 0 | 0.00% | 28 | 10 | 0 | | | | M,VP,SC | 14 | | \$1,561.93 |
| 46733 | CHAUMONT DONJON | 12/23/1986 | Active | 18 | 0 | 1 | -1 | -5.26% | 19 | 33 | 0 | | N | SC | | 15 | | \$1,041.28 |
| 54548 | COLMAR ALLIANCE DECAPOLE | 06/01/1993 | Active | 10 | 0 | 0 | 0 | 0.00% | 10 | | 0 | | | N | | 3 | | \$156.73 |
| 19000 | COLMAR DOYEN BARTHOLDI | 02/10/1958 | Active | 21 | 1 | 0 | 1 | 5.00% | 21 | | 0 | | 2 | N | | 0 | | |
| 137289 | Colmar Petite Venise | 01/29/2019 | Active | 18 | 3 | 1 | 2 | 12.50% | 16 | 5 | 1 | | 2 | N | M | 7 | | |
| 19010 | COLMAR SCHWEITZER | 01/15/1970 | Active | 21 | 1 | 0 | 1 | 5.00% | 20 | | 2 | | 2 | R | | 6 | | |
| 62120 | COMMERCEY-VAL DE MEUSE | 06/17/1999 | Active | 16 | 0 | 3 | -3 | -15.79% | 19 | 4 | 0 | | | N | | 13 | | \$522.44 |
| 42807 | CREUTZWALD | 06/29/1983 | Active | 24 | 8 | 0 | 8 | 50.00% | 18 | | 0 | | | N | | 11 | 90+ Days | \$1,046.43 |
| 18993 | DE BRIEY ET DU JARNISY | 02/20/1963 | Active | 36 | 5 | 5 | 0 | 0.00% | 34 | 4 | 0 | | | N | | 3 | 90+ Days | \$1,593.87 |
| 127919 | Ebersheim Plaine D'Alsace Exc Award (06/30/2018) | 06/17/2016 | Active | 8 | 3 | 1 | 2 | 33.33% | 6 | 0 | 0 | | 2 | N | T | 6 | | \$647.44 |
| 138499 | Epernay Coeurs de Champagne | 06/06/2019 | Active | 16 | 1 | 1 | 0 | 0.00% | 16 | 0 | 0 | | | N | VP | 3 | | \$4,128.42 |
| 19001 | EPERNAY MARNE Exc Award (06/30/2018, 06/30/2023) | 01/14/1957 | Active | 29 | 1 | 1 | 0 | 0.00% | 29 | 25 | 1 | | | N | | 10 | | \$5,263.36 |
| 39887 | EPERNAY VAL CHAMPAGNE Exc Award (06/30/2024) | 05/26/1981 | Active | 21 | 2 | 1 | 1 | 5.00% | 20 | 9 | 0 | | | | VP,SC | 5 | | \$313.46 |
| 19002 | EPINAL - CITÉ DES IMAGES | 10/24/1957 | Active | 17 | 0 | 1 | -1 | -5.56% | 21 | 10 | 0 | | | N | M | 1 | | \$902.08 |
| 19003 | FORBACH | 03/18/1959 | Active | 22 | 1 | 3 | -2 | -8.33% | 24 | 13 | 0 | | | N | SC | 1 | | |
| 19005 | GERARDMER BRUYERES Exc Award (06/30/2018) | 12/15/1970 | Active | 12 | 2 | 1 | 1 | 9.09% | 11 | 0 | 5 | | | N | | 2 | | |
| 19004 | GIVET | 02/04/1964 | Active | 13 | 1 | 2 | -1 | -7.14% | 14 | 2 | 0 | | | N | SC | 0 | | \$525.79 |



Club Health Assessment for District 103 E through May 2025

| | | | Status | Membership | | | | | | | Reports | | | | | Finance | LCIF |
|--|--------------------------------|--------------|---|-----------------------------|-------------------|---------------------|----------------|---|----------------------------|--|-------------------------------------|------------------------------------|------------------------|---|--|-----------------|-----------------------------------|
| Club Number | Club Name | Charter Date | | Current Member Count | YTD Members Added | YTD Members Dropped | YTD Net Growth | YTD Net Growth% | Member Count 12 Months Ago | Avg. length of service for dropped members | Months Since Last MMR *** | Yrs. Since Last Officer Report | President Rotation | Vice President Reported **** | Months Since Last Activity Report *** | Account Balance | Donations for current Fiscal Year |
| | | | Number of times on status quo within last two years | If below 15 members appears | | | | If net loss is greater than 20% appears | | | If no report in 3 months appears in | When more than one year appears in | Number of repeat terms | Notes the officers that do not have an active | If no report at 12 months appears in red | | |
| 19006 | GUEBWILLER | 10/07/1967 | Active | 32 | 2 | 0 | 2 | 6.67% | 31 | | 0 | | | N | 5 | 90+ Days | \$1,271.18 |
| Exc Award (06/30/2018, 06/30/2022, 06/30/2024) | | | | | | | | | | | | | | | | | |
| 19007 | HAGUENAU | 06/18/1968 | Active | 25 | 3 | 5 | -2 | -7.41% | 27 | 20 | 0 | | | M,VP,SC | 7 | | \$313.81 |
| 40527 | ILLKIRCH DOYEN | 11/25/1981 | Active | 30 | 7 | 2 | 5 | 20.00% | 25 | 30 | 0 | | R | SC | 13 | | \$162.05 |
| 143160 | ILLKIRCH Vers le Futur | 10/05/2020 | Active | 9 | 0 | 3 | -3 | -25.00% | 13 | 3 | 5 | | 3 | M,VP,SC | 12 | | |
| 43759 | KOCHERSBERG | 04/09/1984 | Active | 28 | 0 | 2 | -2 | -6.67% | 27 | 31 | 0 | | N | | N/A | | \$1,156.07 |
| 84815 | LA WANTZENAU | 01/17/2005 | Active | 24 | 4 | 3 | 1 | 4.35% | 23 | 9 | 0 | | N | | 2 | | \$1,041.28 |
| 19012 | LONGWY | 06/21/1961 | Active | 15 | 3 | 0 | 3 | 25.00% | 12 | | 0 | | N | M,SC | 4 | 90+ Days | |
| 19013 | LUNEVILLE | 12/01/1958 | Active | 15 | 0 | 3 | -3 | -16.67% | 19 | 17 | 2 | | | S,VP,SC | 13 | | |
| 129734 | Luneville Chateau des Lumieres | 01/04/2017 | Active | 26 | 0 | 0 | 0 | 0.00% | 27 | | 1 | | | VP | 17 | | \$542.28 |
| 19015 | METZ DOYEN | 12/20/1956 | Active | 22 | 3 | 0 | 3 | 15.79% | 17 | | 0 | | N | SC | 6 | | \$213.95 |
| Exc Award (06/30/2024) | | | | | | | | | | | | | | | | | |
| 141079 | Metz Imperial | 06/18/2020 | Active | 21 | 4 | 1 | 3 | 16.67% | 21 | 1 | 0 | | IP | | 11 | 90+ Days | \$1,423.91 |
| 19016 | METZ VAL DE METZ | 01/17/1966 | Active | 20 | 2 | 2 | 0 | 0.00% | 20 | 26 | 0 | | N | | 2 | 90+ Days | \$1,258.83 |
| Exc Award (06/30/2024) | | | | | | | | | | | | | | | | | |
| 37358 | METZ VERLAINE L C | 06/25/1979 | Active | 20 | 2 | 0 | 2 | 11.11% | 18 | | 1 | | N | | 11 | | \$213.95 |
| 35070 | MOLSHEIM VALLE DE LA BRUCHE | 02/22/1978 | Active | 14 | 0 | 1 | -1 | -6.67% | 15 | 14 | 0 | | N | | 6 | | |
| 50072 | MONTIGNY EUROPE | 12/29/1989 | Active | 17 | 1 | 1 | 0 | 0.00% | 17 | 13 | 0 | | R | | 13 | | \$534.99 |
| 19017 | MULHOUSE DOYEN | 10/30/1956 | Active | 5 | 0 | 0 | 0 | 0.00% | 5 | | 0 | | 5 | R | 2 | | |
| 19018 | MULHOUSE EUROPE | 12/27/1971 | Active | 12 | 1 | 0 | 1 | 9.09% | 11 | | 0 | | 3 | VP | 3 | 90+ Days | \$525.79 |
| Exc Award (06/30/2018) | | | | | | | | | | | | | | | | | |
| 51230 | MULHOUSE HAUTE ALSACE | 01/25/1991 | Active | 12 | 0 | 0 | 0 | 0.00% | 12 | | 0 | | 2 | R | 2 | | \$1,613.68 |
| 44746 | MULHOUSE ILLBERG | 03/06/1985 | Active | 23 | 4 | 1 | 3 | 15.00% | 23 | 23 | 0 | | N | M,VP,SC | 11 | | \$156.73 |
| Exc Award (06/30/2018, 06/30/2023, 06/30/2024) | | | | | | | | | | | | | | | | | |
| 63222 | MUNSTER VAL SAINT GREGOIRE | 05/25/2000 | Active | 11 | 2 | 1 | 1 | 10.00% | 10 | 0 | 0 | | N | | 2 | 90+ Days | |
| 85003 | NANCY ART NOUVEAU | 03/09/2005 | Active | 17 | 2 | 1 | 1 | 6.25% | 16 | 10 | 0 | | N | S | 11 | | |



Club Health Assessment for District 103 E through May 2025

| | | | Status | Membership | | | | | | | Reports | | | | | Finance | | LCIF |
|------------------------------------|--------------------------------|--------------|---|-----------------------------|-------------------|---------------------|----------------|---|----------------------------|--|-------------------------------------|------------------------------------|------------------------|------------------------------|---|--|-----------------------------------|------------|
| Club Number | Club Name | Charter Date | | Current Member Count | YTD Members Added | YTD Members Dropped | YTD Net Growth | YTD Net Growth% | Member Count 12 Months Ago | Avg. length of service for dropped members | Months Since Last MMR *** | Yrs. Since Last Officer Report | President Rotation | Vice President Reported **** | Months Since Last Activity Report *** | Account Balance | Donations for current Fiscal Year | |
| | | | Number of times on status quo within last two years | If below 15 members appears | | | | If net loss is greater than 20% appears | | | If no report in 3 months appears in | When more than one year appears in | Number of repeat terms | | Notes the officers that do not have an active | If no report at 12 months appears in red | | |
| Exc Award (06/30/2017) | | | | | | | | | | | | | | | | | | |
| 139944 | Nancy Beauregard | 11/20/2019 | Active | 11 | 3 | 9 | -6 | -35.29% | 18 | 3 | 0 | | | | VP,SC | 11 | | |
| 31039 | NANCY COMMANDERIE | 06/30/1975 | Active | 17 | 1 | 2 | -1 | -5.56% | 18 | 34 | 0 | | | N | | 12 | | \$2,082.56 |
| 52368 | NANCY LA DUCALE | 01/09/1992 | Active | 9 | 0 | 0 | 0 | 0.00% | 9 | | 0 | | 2 | R | SC | 11 | | |
| Exc Award (06/30/2023) | | | | | | | | | | | | | | | | | | |
| 19020 | NANCY PORTES D'OR | 03/28/1968 | Active | 34 | 1 | 0 | 1 | 3.03% | 33 | | 0 | | | N | | 11 | | |
| 19019 | NANCY STANISLAS DOYEN | 02/21/1958 | Active | 28 | 13 | 25 | -12 | -30.00% | 27 | 1 | 1 | | 2 | N | | 1 | | \$1,258.19 |
| Exc Award (06/30/2023) | | | | | | | | | | | | | | | | | | |
| 43760 | NEUF BRISACH VAUBAN | 04/09/1984 | Active | 22 | 0 | 0 | 0 | 0.00% | 22 | | 0 | | | N | | 13 | | |
| 44747 | NIEDERBRONN LES BAINS | 03/06/1985 | Active | 10 | 1 | 0 | 1 | 11.11% | 6 | | 0 | | 2 | R | SC | 1 | | |
| 19021 | OBERNAI | 04/15/1967 | Active | 25 | 0 | 2 | -2 | -7.41% | 25 | 10 | 0 | | 2 | N | | 13 | | \$4,128.14 |
| 29742 | PHALSBOURG | 08/08/1974 | Active | 23 | 5 | 2 | 3 | 15.00% | 22 | 29 | 0 | | | N | SC | 5 | 90+ Days | |
| 19022 | PLOMBIERES REMIREMONT | 10/23/1957 | Active | 15 | 1 | 0 | 1 | 7.14% | 14 | | 0 | | | IP | | 12 | 90+ Days | |
| 19023 | POMPEY-LIVERDUN L C | 05/03/1963 | Active | 12 | 2 | 1 | 1 | 9.09% | 11 | 39 | 1 | | 4 | N | | 11 | | \$262.90 |
| 36139 | PONT A MOUSSON | 10/09/1978 | Active | 24 | 1 | 1 | 0 | 0.00% | 24 | 3 | 0 | | 2 | R | | 2 | | \$1,198.01 |
| Exc Award (06/30/2019, 06/30/2023) | | | | | | | | | | | | | | | | | | |
| 19025 | REIMS | 07/24/1957 | Active | 25 | 2 | 1 | 1 | 4.17% | 24 | 35 | 0 | | | N | | 11 | 90+ Days | |
| 19026 | REIMS COLBERT | 06/30/1971 | Active | 26 | 0 | 0 | 0 | 0.00% | 27 | | 2 | | | N | | 12 | | \$156.73 |
| 108435 | REIMS MILLESIME | 05/21/2010 | Active | 23 | 2 | 3 | -1 | -4.17% | 27 | 6 | 0 | | 2 | N | | 14 | | |
| Exc Award (06/30/2018) | | | | | | | | | | | | | | | | | | |
| 19027 | RETHEL | 10/07/1967 | Active | 22 | 1 | 1 | 0 | 0.00% | 22 | 9 | 0 | | | N | | 13 | | \$3,073.41 |
| 19028 | ROMILLY-NOGENT VAL DE LA HA SE | 12/02/1959 | Active | 25 | 0 | 1 | -1 | -3.85% | 27 | 8 | 0 | | | N | | 6 | | \$2,269.01 |
| 19029 | SAINT AVOLD | 06/08/1959 | Active | 22 | 1 | 0 | 1 | 4.76% | 21 | | 0 | | | N | | 1 | | |
| 62864 | SAINT DIZIER 2000 | 03/03/2000 | Active | 21 | 2 | 0 | 2 | 10.53% | 19 | | 0 | | | N | | 8 | | \$155.41 |
| Exc Award (06/30/2018) | | | | | | | | | | | | | | | | | | |
| 19032 | SAINT LOUIS | 04/01/1959 | Active | 48 | 2 | 2 | 0 | 0.00% | 50 | 7 | 0 | | | N | S | 11 | | \$4,954.18 |
| Exc Award (06/30/2017) | | | | | | | | | | | | | | | | | | |



Club Health Assessment for District 103 E through May 2025

| Club Number | Club Name | Charter Date | Status | Membership | | | | | | | Reports | | | | | Finance | LCIF |
|-------------|-----------------------------|--------------|---|-----------------------------|-------------------|---------------------|----------------|---|----------------------------|--|----------------------------------|------------------------------------|------------------------|---|---------------------------------------|-----------------|-----------------------------------|
| | | | | Current Member Count | YTD Members Added | YTD Members Dropped | YTD Net Growth | YTD Net Growth% | Member Count 12 Months Ago | Avg. length of service for dropped members | Months Since Last MMR *** | Yrs. Since Last Officer Report | President Rotation | Vice President Reported **** | Months Since Last Activity Report *** | Account Balance | Donations for current Fiscal Year |
| | | | Number of times on status quo within last two years | If below 15 members appears | | | | If net loss is greater than 20% appears | | | If no report in 3 months appears | When more than one year appears in | Number of repeat terms | Notes the officers that do not have an active | If no report at 12 months red | | |
| 19033 | SAINT MIHIEL | 12/14/1960 | Active | 20 | 2 | 1 | 1 | 5.26% | 19 | 5 | 0 | | | N | 16 | | |
| 19034 | SAINTE MENEHOULD | 12/23/1958 | Active | 10 | 0 | 0 | 0 | 0.00% | 10 | | 9 | | 3 | M,VP,SC | 6 | | |
| 19035 | SARREBOURG | 01/12/1959 | Active | 23 | 2 | 0 | 2 | 9.52% | 22 | | 0 | | | N | 3 | 90+ Days | \$3,311.46 |
| | Exc Award (06/30/2023) | | | | | | | | | | | | | | | | |
| 19036 | SARREGUEMINES | 04/15/1967 | Active | 34 | 0 | 1 | -1 | -2.86% | 36 | 47 | 0 | | | N | 3 | | \$1,084.57 |
| | Exc Award (06/30/2023) | | | | | | | | | | | | | | | | |
| 18998 | SAULNOIS | 10/25/1970 | Active | 23 | 1 | 3 | -2 | -8.00% | 25 | 1 | 1 | | | N | 11 | | \$5,365.31 |
| 19037 | SAVERNE | 05/06/1969 | Active | 26 | 0 | 1 | -1 | -3.70% | 27 | 6 | 0 | | | N | 2 | | |
| | Exc Award (06/30/2022) | | | | | | | | | | | | | | | | |
| 150093 | Schirmeck-Haute Bruche | 06/08/2022 | Active | 13 | 0 | 1 | -1 | -7.14% | 16 | 2 | 0 | | | N | N/A | | \$287.39 |
| 19038 | SEDAN | 12/01/1958 | Active | 23 | 2 | 2 | 0 | 0.00% | 23 | 19 | 0 | | | N | 0 | | \$1,370.93 |
| 19040 | SELESTAT | 12/13/1961 | Active | 19 | 1 | 2 | -1 | -5.00% | 20 | 44 | 0 | | | N | 11 | 90+ Days | |
| | HAUT-KOENIGSBOURG | | | | | | | | | | | | | | | | |
| 19030 | ST DIE | 04/02/1958 | Active | 11 | 1 | 0 | 1 | 10.00% | 11 | | 0 | | | N | 16 | | |
| | | | | | | | | | | | | | | | | | |
| 19031 | ST DIZIER GRAND DER | 01/30/1958 | Active | 29 | 0 | 2 | -2 | -6.45% | 31 | 25 | 2 | | | R | 11 | | \$1,011.71 |
| 140342 | Strasbourg Argenteratum | 01/17/2020 | Active | 11 | 2 | 8 | -6 | -35.29% | 17 | 7 | 0 | | | N | 7 | | \$156.73 |
| 50903 | STRASBOURG CATHEDRALE | 08/20/1990 | Active | 33 | 1 | 1 | 0 | 0.00% | 32 | 23 | 0 | | | N | 11 | | \$2,125.85 |
| 150748 | Strasbourg Gutenberg | 06/20/2022 | Active | 13 | 1 | 3 | -2 | -13.33% | 14 | 3 | 0 | | | N | 12 | | |
| 51746 | STRASBOURG LA MARSEILLAISE | 06/04/1991 | Active | 13 | 0 | 0 | 0 | 0.00% | 13 | | 6 | | 3 | P,S,M,VP,SC | N/A | | |
| 53406 | STRASBOURG LES EUROPEENS | 06/23/1992 | Active | 9 | 1 | 0 | 1 | 12.50% | 9 | | 0 | | | N | 1 | | |
| | Exc Award (06/30/2018) | | | | | | | | | | | | | | | | |
| 19042 | STRASBOURG METRO EURO | 06/29/1973 | Active | 26 | 2 | 0 | 2 | 8.33% | 24 | | 0 | | | N | 1 | | \$525.79 |
| | Exc Award (06/30/2024) | | | | | | | | | | | | | | | | |
| 41993 | STRASBOURG ORANGERIE | 11/16/1982 | Active | 19 | 1 | 1 | 0 | 0.00% | 19 | 7 | 1 | | | R | 8 | 90+ Days | \$1,041.28 |
| | Exc Award (06/30/2018) | | | | | | | | | | | | | | | | |
| 39550 | STRASBOURG ROUGET DE L'ISLE | 03/18/1981 | Cancelled(6*) | 0 | 0 | 2 | -2 | -100.00% | 5 | 12 | 2 | | 2 | M,VP,SC | 24+ | | |



Club Health Assessment for District 103 E through May 2025

| | | | Status | Membership | | | | | | | Reports | | | | | Finance | | LCIF |
|-------------|------------------------------------|--------------|---|-----------------------------|-------------------|---------------------|----------------|---|----------------------------|--|-------------------------------------|------------------------------------|------------------------|---|--|-----------------|-----------------------------------|------|
| Club Number | Club Name | Charter Date | | Current Member Count | YTD Members Added | YTD Members Dropped | YTD Net Growth | YTD Net Growth% | Member Count 12 Months Ago | Avg. length of service for dropped members | Months Since Last MMR *** | Yrs. Since Last Officer Report | President Rotation | Vice President Reported **** | Months Since Last Activity Report *** | Account Balance | Donations for current Fiscal Year | |
| | | | Number of times on status quo within last two years | If below 15 members appears | | | | If net loss is greater than 20% appears | | | If no report in 3 months appears in | When more than one year appears in | Number of repeat terms | Notes the officers that do not have an active | If no report at 12 months appears in red | | | |
| 46962 | STRASBOURG-ENTZHEIM AIRPORT LC | 02/19/1987 | Active | 8 | 0 | 0 | 0 | 0.00% | 8 | | 0 | | 2 | N | 11 | | \$520.24 | |
| 19044 | THANN CERNAY | 01/14/1959 | Active | 32 | 0 | 0 | 0 | 0.00% | 31 | | 1 | | | N | 0 | | \$5,109.15 | |
| | Exc Award (06/30/2024) | | | | | | | | | | | | | | | | | |
| 50061 | THIONVILLE LORRAINE | 12/20/1989 | Active | 17 | 1 | 0 | 1 | 6.25% | 16 | | 0 | | 2 | R | 0 | 90+ Days | \$269.36 | |
| 19045 | THIONVILLE PORTES DE FRANCE | 03/02/1960 | Active | 25 | 0 | 0 | 0 | 0.00% | 25 | | 0 | | | N | 11 | | \$213.95 | |
| 19047 | TOUL MEUR ET MOSELLE | 12/13/1958 | Active | 28 | 2 | 1 | 1 | 3.70% | 26 | 5 | 0 | | | N | VP | 2 | \$2,135.96 | |
| | Exc Award (06/30/2024) | | | | | | | | | | | | | | | | | |
| 19048 | TROYES | 12/18/1957 | Active | 15 | 2 | 1 | 1 | 7.14% | 16 | 21 | 0 | | | N | 7 | | | |
| 140708 | Troyes Coeur de Champagne | 01/30/2020 | Active | 25 | 11 | 7 | 4 | 19.05% | 26 | 5 | 0 | | | N | M | 6 | 90+ Days \$2,125.06 | |
| 36140 | TROYES EN CHAMPAGNE | 10/31/1978 | Active | 12 | 2 | 5 | -3 | -20.00% | 15 | 13 | 0 | | | N | M | 13 | 90+ Days \$2,125.85 | |
| 142424 | Troyes Vauluisant | 10/26/2020 | Active | 21 | 1 | 1 | 0 | 0.00% | 20 | 12 | 0 | | | N | | 11 | \$1,314.48 | |
| 105559 | VAL DE ROSSELLE | 05/26/2009 | Active | 20 | 1 | 2 | -1 | -4.76% | 22 | 13 | 1 | | | N | P | 13 | \$211.74 | |
| 19050 | VERDUN | 03/20/1958 | Active | 29 | 0 | 2 | -2 | -6.45% | 31 | 22 | 0 | | | N | | 11 | \$2,087.72 | |
| 54323 | VERNY VAL DE SEILLE | 04/06/1993 | Active | 20 | 0 | 0 | 0 | 0.00% | 21 | | 1 | | | N | SC | 17 | \$2,339.80 | |
| | Exc Award (06/30/2018) | | | | | | | | | | | | | | | | | |
| 19052 | VITRY LE FRANCOIS | 04/15/1967 | Active | 16 | 0 | 0 | 0 | 0.00% | 14 | | 0 | | | N | 5 | | \$2,974.10 | |
| | Exc Award (06/30/2019, 06/30/2023) | | | | | | | | | | | | | | | | | |
| 48110 | VITTEL EAUX VIVES | 02/02/1988 | Active | 24 | 0 | 0 | 0 | 0.00% | 24 | | 1 | | | IP | 4 | | \$1,208.31 | |
| | Exc Award (06/30/2018) | | | | | | | | | | | | | | | | | |
| 19053 | VITTEL PAYS THERMAL | 02/09/1963 | Active | 6 | 0 | 0 | 0 | 0.00% | 7 | | 11 | | 2 | M,VP,SC | N/R | | | |
| 19054 | VOUZIERES | 06/10/1965 | Active | 17 | 0 | 0 | 0 | 0.00% | 17 | | 0 | | | N | M | 2 | | |
| | Exc Award (06/30/2024) | | | | | | | | | | | | | | | | | |
| 19055 | WISSEMBOURG | 01/09/1963 | Active | 18 | 0 | 0 | 0 | 0.00% | 18 | | 0 | | | T,M,VP | 6 | | \$2,080.98 | |
| 132754 | Wittenheim Bassin Potassique | 09/28/2017 | Active | 9 | 0 | 1 | -1 | -10.00% | 13 | 9 | 1 | | | T,M,VP | 1 | | | |



Club Health Assessment for District 103 E through May 2025

| | | | Status | | | | | | | Membership | | | | | Reports | | | | | Finance | | LCIF | | | | | | | | | | | | | | | | | | | | | | | | | | | | | | | | | | | | | | | | | | | | | | | | | | | | | | | | | | | | | | | | | | | | | | | | | | | | | | | | | | | | | | | | | | | | | | | | | | | | | | | | | | | | | | | | | | | | | | | | | | | | | | | | | | | | | | | | | | | | | | | | | | | | | | | | | | | | | | | | | | | | | | | | | | | | | | | | | | | | | | | | | | | | | | | | | | | | | | | | | | | | | | | | | | | | | | | | | | | | | | | | | | | | | | | | | | | | | | | | | | | | | | | | | | | | | | | | | | | | | | | | | | | | | | | | | | | | | | | | | | | | | | | | | | | | | | | | | | | | | | | | | | | | | | | | | | | | | | | | | | | | | | | | | | | | | | | | | | | | | | | | | | | | | | | | | | | | | | | | | | | | | | | | | | | | | | | | | | | | | | | | | | | | | | | | | | | | | | | | | | | | | | | | | | | | | | | | | | | | | | | | | | | | | | | | | | | | | | | | | | | | | | | | | | | | | | | | | | | | | | | | | | | | | | | | | | | | | | | | | | | | | | | | | | | | | | | | | | | | | | | | | | | | | | | | | | | | | | | | | | | | | | | | | | | | | | | | | | | | | | | | | | | | | | | | | | | | | | | | | | | | | | | | | | | | | | | | | | | | | | | | | | | | | | | | | | | | | |
|-------------|-----------|--------------|--------|--|--|--|--|--|--|------------|--|--|--|--|---------|--|--|--|--|---------|--|------|--|--|--|--|--|--|--|--|--|--|--|--|--|--|--|--|--|--|--|--|--|--|--|--|--|--|--|--|--|--|--|--|--|--|--|--|--|--|--|--|--|--|--|--|--|--|--|--|--|--|--|--|--|--|--|--|--|--|--|--|--|--|--|--|--|--|--|--|--|--|--|--|--|--|--|--|--|--|--|--|--|--|--|--|--|--|--|--|--|--|--|--|--|--|--|--|--|--|--|--|--|--|--|--|--|--|--|--|--|--|--|--|--|--|--|--|--|--|--|--|--|--|--|--|--|--|--|--|--|--|--|--|--|--|--|--|--|--|--|--|--|--|--|--|--|--|--|--|--|--|--|--|--|--|--|--|--|--|--|--|--|--|--|--|--|--|--|--|--|--|--|--|--|--|--|--|--|--|--|--|--|--|--|--|--|--|--|--|--|--|--|--|--|--|--|--|--|--|--|--|--|--|--|--|--|--|--|--|--|--|--|--|--|--|--|--|--|--|--|--|--|--|--|--|--|--|--|--|--|--|--|--|--|--|--|--|--|--|--|--|--|--|--|--|--|--|--|--|--|--|--|--|--|--|--|--|--|--|--|--|--|--|--|--|--|--|--|--|--|--|--|--|--|--|--|--|--|--|--|--|--|--|--|--|--|--|--|--|--|--|--|--|--|--|--|--|--|--|--|--|--|--|--|--|--|--|--|--|--|--|--|--|--|--|--|--|--|--|--|--|--|--|--|--|--|--|--|--|--|--|--|--|--|--|--|--|--|--|--|--|--|--|--|--|--|--|--|--|--|--|--|--|--|--|--|--|--|--|--|--|--|--|--|--|--|--|--|--|--|--|--|--|--|--|--|--|--|--|--|--|--|--|--|--|--|--|--|--|--|--|--|--|--|--|--|--|--|--|--|--|--|--|--|--|--|--|--|--|--|--|--|--|--|--|--|--|--|--|--|--|--|--|--|--|--|--|--|--|--|--|--|--|--|--|--|--|--|--|--|--|--|--|--|--|--|--|--|--|--|--|--|--|--|--|--|--|--|--|--|--|--|--|--|--|--|--|--|--|--|--|--|--|--|--|--|--|--|--|--|--|--|--|--|--|--|--|--|--|--|--|--|--|--|--|--|--|--|--|--|--|--|--|--|--|--|--|--|--|--|--|--|--|--|--|--|--|--|--|--|--|--|--|--|--|--|--|--|--|--|--|--|--|--|--|--|--|--|--|--|--|--|--|--|--|--|--|--|--|--|--|--|--|--|--|--|--|--|--|--|--|--|--|--|--|--|--|--|--|--|--|--|--|--|--|--|--|--|--|--|--|--|--|--|--|--|--|--|--|--|--|--|--|--|--|--|--|--|
| Club Number | Club Name | Charter Date | | | | | | | | | | | | | | | | | | | | | | | | | | | | | | | | | | | | | | | | | | | | | | | | | | | | | | | | | | | | | | | | | | | | | | | | | | | | | | | | | | | | | | | | | | | | | | | | | | | | | | | | | | | | | | | | | | | | | | | | | | | | | | | | | | | | | | | | | | | | | | | | | | | | | | | | | | | | | | | | | | | | | | | | | | | | | | | | | | | | | | | | | | | | | | | | | | | | | | | | | | | | | | | | | | | | | | | | | | | | | | | | | | | | | | | | | | | | | | | | | | | | | | | | | | | | | | | | | | | | | | | | | | | | | | | | | | | | | | | | | | | | | | | | | | | | | | | | | | | | | | | | | | | | | | | | | | | | | | | | | | | | | | | | | | | | | | | | | | | | | | | | | | | | | | | | | | | | | | | | | | | | | | | | | | | | | | | | | | | | | | | | | | | | | | | | | | | | | | | | | | | | | | | | | | | | | | | | | | | | | | | | | | | | | | | | | | | | | | | | | | | | | | | | | | | | | | | | | | | | | | | | | | | | | | | | | | | | | | | | | | | | | | | | | | | | | | | | | | | | | | | | | | | | | | | | | | | | | | | | | | | | | | | | | | | | | | | | | | | | | | | | | | | | | | | | | | | | | | | | | | | | | | | | | | | | | | | | | | | | | | | | | | | | | | | | | | | | | | | | | | | | | | | | | | | | | | | | | |

* - P - Priority Club. Cancellation Reasons: 1-Objectives/conduct, 2-Non-active club, 5-Non-existing club, 6-Disbanding, 7-Merger, 8-Financial Suspension, 9-District/Multiple District Dues.

** - Abbreviation: P-President, S-Secretary, T-Treasurer, M-Member Chairperson, VP-First Vice President, MC-Communications Chairperson, SC-Service Chairperson

*** - Abbreviation: N/R - Never reported using the Lions Clubs website, N/A - Not applicable, No password registered for the Lions Clubs website.

**** - Abbreviation: N - New, IP - Immediate Past, R - Repeat.



Club Health Assessment for District 103 C through May 2025

| | | | Status | Membership | | | | | | | Reports | | | | | Finance | | LCIF |
|-------------------------------|--------------------------------|--------------|---|-----------------------------|-------------------|---------------------|----------------|---|----------------------------|--|-------------------------------------|------------------------------------|------------------------|---|--|-----------------|-----------------------------------|------|
| Club Number | Club Name | Charter Date | | Current Member Count | YTD Members Added | YTD Members Dropped | YTD Net Growth | YTD Net Growth% | Member Count 12 Months Ago | Avg. length of service for dropped members | Months Since Last MMR *** | Yrs. Since Last Officer Report | President Rotation | Vice President Reported **** | Months Since Last Activity Report *** | Account Balance | Donations for current Fiscal Year | |
| | | | Number of times on status quo within last two years | If below 15 members appears | | | | If net loss is greater than 20% appears | | | If no report in 3 months appears in | When more than one year appears in | Number of repeat terms | Notes the officers that do not have an active | If no report at 12 months appears in red | | | |
| Clubs less than two years old | | | | | | | | | | | | | | | | | | |
| 157750 | Montrichard Le Val Heureux | 03/18/2024 | Active | 16 | 2 | 5 | -3 | -15.79% | 19 | 1 | 2 | | 2 | N | M | 12 | 90+ Days | |
| Clubs more than two years old | | | | | | | | | | | | | | | | | | |
| 48209 | AMBOISE VAL DE LOIRE | 03/07/1988 | Active(1) | 11 | 0 | 5 | -5 | -31.25% | 16 | 2 | 0 | | None | N | P | 12 | \$1,067.79 | |
| 19057 | ARGENTON SUR CREUSE | 06/30/1967 | Active(1) | 12 | 0 | 1 | -1 | -7.69% | 13 | 2 | 1 | | 3 | R | M,VP,SC | N/R | | |
| 19058 | BEAUGENCY VAL DE LOIRE | 01/24/1957 | Active | 11 | 0 | 0 | 0 | 0.00% | 10 | | 1 | | | N | | 11 | \$1,084.57 | |
| 19059 | BLOIS DOYEN | 04/30/1953 | Active | 36 | 0 | 1 | -1 | -2.70% | 38 | 43 | 1 | | | N | | 3 | \$2,085.37 | |
| Exc Award (06/30/2017) | | | | | | | | | | | | | | | | | | |
| 34970 | BLOIS RENAISSANCE | 01/17/1978 | Active | 28 | 2 | 2 | 0 | 0.00% | 29 | 31 | 0 | | | N | | 0 | \$3,082.52 | |
| 48541 | BOURGES AGNES SOREL | 05/10/1988 | Active | 14 | 0 | 1 | -1 | -6.67% | 16 | 38 | 1 | | | | M,VP | 0 | \$1,918.67 | |
| 19081 | BOURGES COEUR DE FRANCE | 04/20/1970 | Active | 27 | 2 | 1 | 1 | 3.85% | 26 | 3 | 0 | | | N | SC | 5 | \$1,209.32 | |
| 19060 | BOURGES DOYEN | 12/20/1954 | Active | 25 | 1 | 3 | -2 | -7.41% | 28 | 15 | 0 | | | N | S | 11 | \$683.53 | |
| 63480 | CHAMBORD | 07/25/2000 | Active | 24 | 2 | 0 | 2 | 9.09% | 22 | | 0 | | | N | | 11 | | |
| 110571 | CHARTRES ? VALLEE DE LA VOISE | 04/25/2011 | Active | 12 | 0 | 2 | -2 | -14.29% | 14 | 10 | 0 | | | N | SC | 14 | \$520.64 | |
| 19063 | CHARTRES DOYEN | 05/29/1954 | Active | 19 | 1 | 0 | 1 | 5.56% | 19 | | 0 | | | N | | 1 | \$2,628.97 | |
| Exc Award (06/30/2020) | | | | | | | | | | | | | | | | | | |
| 127712 | Chartres Jean Moulin | 06/01/2016 | Active | 17 | 2 | 0 | 2 | 13.33% | 16 | | 0 | | | | VP | 1 | 90+ Days | |
| 48024 | CHARTRES LA BELLE VERRIERE | 01/05/1988 | Active | 12 | 0 | 0 | 0 | 0.00% | 14 | | 0 | 1 | None | | P,S,T,M,VP SC | N/A | \$1,238.06 | |
| 41921 | CHATEAU RENAULT PORTE DE TOURA | 10/29/1982 | Active(1) | 12 | 0 | 3 | -3 | -20.00% | 16 | 2 | 0 | | 3 | | VP | N/R | | |
| 19065 | CHATEAUDUN | 03/25/1968 | Active | 26 | 3 | 0 | 3 | 13.04% | 23 | | 1 | | | N | | 1 | \$1,084.57 | |
| 35204 | CHATEAUROUX 78 | 03/15/1978 | Active | 25 | 0 | 0 | 0 | 0.00% | 25 | | 0 | | | R | VP | 15 | \$1,249.54 | |
| 19066 | CHATEAUROUX DOYEN | 07/06/1956 | Active | 22 | 0 | 0 | 0 | 0.00% | 21 | | 0 | | 2 | | VP,SC | 13 | \$1,411.93 | |
| 49322 | CHENONCEAUX VAL DE CHER | 03/20/1989 | Active | 9 | 0 | 0 | 0 | 0.00% | 9 | | 0 | | | R | T,M | 15 | \$156.73 | |
| 153670 | Cheverny La Bonneure | 02/10/2023 | Active | 14 | 5 | 3 | 2 | 16.67% | 12 | 3 | 0 | | | N | | 7 | | |



Club Health Assessment for District 103 C through May 2025

| | | | Status | Membership | | | | | | | Reports | | | | | Finance | | LCIF |
|--|--------------------------------|--------------|---|-----------------------------|-------------------|---------------------|----------------|-----------------|---|--|---------------------------|-------------------------------------|------------------------------------|------------------------------|---|--|-----------------------------------|------------|
| Club Number | Club Name | Charter Date | | Current Member Count | YTD Members Added | YTD Members Dropped | YTD Net Growth | YTD Net Growth% | Member Count 12 Months Ago | Avg. length of service for dropped members | Months Since Last MMR *** | Yrs. Since Last Officer Report | President Rotation | Vice President Reported **** | Months Since Last Activity Report *** | Account Balance | Donations for current Fiscal Year | |
| | | | Number of times on status quo within last two years | If below 15 members appears | | | | | If net loss is greater than 20% appears | | | If no report in 3 months appears in | When more than one year appears in | Number of repeat terms | Notes the officers that do not have an active | If no report at 12 months appears in red | | |
| 19067 | CHINON BOURGUEIL | 01/21/1960 | Active | 19 | 0 | 2 | -2 | -9.52% | 22 | 17 | 1 | | | N | M | 0 | | \$52.58 |
| 19068 | CLAMECY | 04/24/1972 | Active | 11 | 1 | 0 | 1 | 10.00% | 10 | | 1 | | 2 | | VP,SC | 11 | | \$1,084.57 |
| 19070 | DECIZE | 06/20/1972 | Active | 21 | 2 | 0 | 2 | 10.53% | 20 | | 1 | | 2 | R | | 3 | | \$2,981.74 |
| Exc Award (06/30/2021, 06/30/2023, 06/30/2025) | | | | | | | | | | | | | | | | | | |
| 51617 | DEOLS ABBAYE | 05/09/1991 | Active | 19 | 2 | 1 | 1 | 5.56% | 18 | 2 | 0 | | | N | | 11 | 90+ Days | \$3,680.56 |
| Exc Award (06/30/2018) | | | | | | | | | | | | | | | | | | |
| 63126 | DREUX CITE ROYALE | 05/02/2000 | Active | 24 | 1 | 0 | 1 | 4.35% | 24 | | 0 | | | N | | 1 | | \$2,768.40 |
| Exc Award (06/30/2019) | | | | | | | | | | | | | | | | | | |
| 19073 | DREUX-DOYEN | 02/04/1954 | Active | 37 | 2 | 2 | 0 | 0.00% | 37 | 29 | 0 | | | N | | 0 | | |
| 149182 | Fondettes - Loire - Gâtine | 12/07/2021 | Active | 20 | 2 | 2 | 0 | 0.00% | 22 | 5 | 0 | | 2 | N | | 12 | 90+ Days | \$210.32 |
| 148391 | Haut Nivernais | 10/15/2021 | Active | 10 | 3 | 0 | 3 | 42.86% | 7 | | 1 | | | | VP | 24 | 90+ Days | |
| 19076 | ISSOUDUN | 10/15/1964 | Active | 24 | 2 | 1 | 1 | 4.35% | 23 | 1 | 0 | | | N | SC | 12 | | \$520.64 |
| 41033 | JOUE LES TOURS VALLEE DU LYS | 03/16/1982 | Active | 19 | 0 | 0 | 0 | 0.00% | 20 | | 1 | | | N | | 2 | | \$1,056.79 |
| Exc Award (06/30/2018) | | | | | | | | | | | | | | | | | | |
| 19077 | LA CHARITE VAL DE LOIRE | 01/21/1970 | Active | 18 | 0 | 1 | -1 | -5.26% | 19 | 2 | 1 | | 2 | R | | 11 | | \$3,489.26 |
| 19078 | LA CHATRE EN BERRY | 04/17/1956 | Active | 26 | 0 | 1 | -1 | -3.70% | 29 | 33 | 1 | | | N | | 11 | | \$2,080.97 |
| Exc Award (06/30/2017) | | | | | | | | | | | | | | | | | | |
| 19080 | LA PUISAYE COSNE L C | 09/26/1970 | Active | 16 | 2 | 1 | 1 | 6.67% | 16 | 1 | 1 | | None | N | P,M,SC | 11 | | \$522.71 |
| 47079 | LAMOTTE BEUVRON SOLOGNE | 03/24/1987 | Active | 8 | 1 | 0 | 1 | 14.29% | 7 | | 1 | | 3 | R | | N/A | 90+ Days | |
| 119141 | LE BLANC GEORGE SAND | 04/10/2013 | Active | 8 | 0 | 0 | 0 | 0.00% | 8 | | 1 | | | N | | 23 | | \$433.83 |
| 34031 | LE BLANC PORTE DE BRENNE | 06/14/1977 | Active | 27 | 0 | 0 | 0 | 0.00% | 28 | | 0 | | | N | | 10 | | \$1,160.05 |
| Exc Award (06/30/2020) | | | | | | | | | | | | | | | | | | |
| 50714 | LOCHES VALLEE DE L'INDRE | 06/22/1990 | Active | 14 | 0 | 1 | -1 | -6.67% | 15 | 30 | 1 | | | | VP | 1 | | \$401.29 |
| 57998 | MAINTENON ALLEE DU ROI | 03/15/1996 | Active | 11 | 3 | 0 | 3 | 37.50% | 10 | | 0 | | | N | | 1 | | |
| Exc Award (06/30/2018) | | | | | | | | | | | | | | | | | | |
| 60987 | MEHUN SUR YEVRE JEAN ET J DE B | 06/26/1998 | Active | 4 | 0 | 0 | 0 | 0.00% | 4 | | 1 | | 6 | | VP,SC | 6 | | \$159.78 |



Club Health Assessment for District 103 C through May 2025

| | | | Status | Membership | | | | | | | Reports | | | | | Finance | | LCIF |
|-------------|-------------------------------|--------------|---|-----------------------------|-------------------|---------------------|----------------|---|----------------------------|--|-------------------------------------|------------------------------------|------------------------|---|---------------------------------------|-----------------|-----------------------------------|------|
| Club Number | Club Name | Charter Date | | Current Member Count | YTD Members Added | YTD Members Dropped | YTD Net Growth | YTD Net Growth% | Member Count 12 Months Ago | Avg. length of service for dropped members | Months Since Last MMR *** | Yrs. Since Last Officer Report | President Rotation | Vice President Reported **** | Months Since Last Activity Report *** | Account Balance | Donations for current Fiscal Year | |
| | | | Number of times on status quo within last two years | If below 15 members appears | | | | If net loss is greater than 20% appears | | | If no report in 3 months appears in | When more than one year appears in | Number of repeat terms | Notes the officers that do not have an active | If no report at 12 months red | | | |
| 133023 | Monnaie Val de Choisille | 10/31/2017 | Active | 19 | 3 | 1 | 2 | 11.76% | 17 | 8 | 1 | | None | P,S,T,VP,SC | N/A | | \$325.37 | |
| 78607 | MONTARGIS GATINAIS | 04/30/2004 | Active | 16 | 2 | 4 | -2 | -11.11% | 18 | 9 | 1 | | None | N | P,M,SC | 12 | \$551.88 | |
| | Exc Award (06/30/2020) | | | | | | | | | | | | | | | | | |
| 19083 | MONTARGIS RIVES DU LOING | 01/17/1959 | Active | 49 | 2 | 0 | 2 | 4.26% | 47 | | 0 | | | N | | 17 | 90+ Days \$2,655.28 | |
| 143321 | Montbazou Val De Lindre | 10/20/2020 | Active | 16 | 1 | 1 | 0 | 0.00% | 17 | 14 | 1 | | 2 | VP,SC | 8 | | \$520.64 | |
| 19087 | NEVERS DOYEN | 10/23/1957 | Active | 23 | 2 | 1 | 1 | 4.55% | 25 | 6 | 0 | | | N | 11 | 90+ Days | | |
| 42195 | NEVERS LES EDUENS | 01/28/1983 | Active | 23 | 3 | 0 | 3 | 15.00% | 20 | | 1 | | | N | 0 | 90+ Days | \$2,949.13 | |
| 36393 | NOGENT L ROTROU PERCHE-THYMER | 12/29/1978 | Active | 35 | 3 | 2 | 1 | 2.94% | 34 | 11 | 0 | | | N | T | 3 | \$1,084.57 | |
| 36231 | OLIVET-RIVES DU LOIRET L C | 11/06/1978 | Cancelled(6*) | 0 | 0 | 0 | 0 | 0.00% | 4 | | 9 | | None | P,S,T,M,VP SC | 24 | | | |
| 19088 | ORLEANS DOYEN | 04/06/1954 | Active | 44 | 6 | 4 | 2 | 4.76% | 43 | 31 | 0 | | | N | 1 | 90+ Days | \$1,051.59 | |
| 48938 | ORLEANS JEHANNE DU LYS | 10/14/1988 | Active | 19 | 0 | 0 | 0 | 0.00% | 19 | | 1 | | | VP | 15 | | \$315.48 | |
| 61036 | ORLEANS LES TOURELLES | 07/17/1998 | Active | 22 | 0 | 1 | -1 | -4.35% | 23 | 29 | 0 | | | N | 0 | | \$324.10 | |
| | Exc Award (06/30/2023) | | | | | | | | | | | | | | | | | |
| 50286 | ORLEANS MONDIAL | 03/13/1990 | Active | 23 | 1 | 0 | 1 | 4.55% | 22 | | 0 | | | N | 1 | | \$1,173.37 | |
| 104617 | ORLEANS RENAISSANCE | 02/16/2009 | Active | 9 | 1 | 2 | -1 | -10.00% | 12 | 6 | 1 | | IP | SC | 24+ | 90+ Days | \$650.74 | |
| 19079 | ORLEANS SOLOGNE L C | 04/21/1971 | Active | 13 | 0 | 0 | 0 | 0.00% | 13 | | 0 | | | N | T | 13 | | |
| 107231 | ORLEANS UNIVERSITE | 01/13/2010 | Active | 31 | 3 | 1 | 2 | 6.90% | 30 | 3 | 0 | | | N | T,M | 3 | 90+ Days \$1,638.22 | |
| 19089 | ORLEANS VALOIS | 04/15/1969 | Active | 22 | 0 | 1 | -1 | -4.35% | 26 | 8 | 0 | | | N | M,SC | 3 | | |
| | Exc Award (06/30/2018) | | | | | | | | | | | | | | | | | |
| 122297 | Orleans-Nouvel Orleans | 05/30/2014 | Active | 14 | 0 | 0 | 0 | 0.00% | 15 | | 0 | | | N | SC | N/R | | |
| 19091 | PITHIVIERS GATINAIS | 05/23/1958 | Active | 32 | 1 | 1 | 0 | 0.00% | 32 | 13 | 0 | | | N | VP | 23 | | |
| 19093 | ROMORANTIN SOLOGNE | 10/26/1956 | Active | 30 | 4 | 3 | 1 | 3.45% | 29 | 18 | 1 | | | N | | 0 | 90+ Days | |
| 49169 | SAINT AIGNAN VAL DU CHER | 01/24/1989 | Active | 18 | 7 | 0 | 7 | 63.64% | 11 | | 0 | | | VP | 14 | | \$1,062.52 | |
| 19094 | SAINT AMAND MONTROND | 03/05/1964 | Active | 12 | 0 | 3 | -3 | -20.00% | 16 | 30 | 1 | | | N | SC | 10 | | |
| 46843 | SAINT DENIS CHATEAUNEUF | 01/29/1987 | Active | 8 | 1 | 0 | 1 | 14.29% | 8 | | 1 | | | N | M,SC | 15 | \$525.79 | |



Club Health Assessment for District 103 C through May 2025

| | | | Status | Membership | | | | | | | Reports | | | | | Finance | LCIF |
|--|----------------------------------|--------------|---|-----------------------------|-------------------|---------------------|----------------|-----------------|----------------------------|--|----------------------------------|------------------------------------|------------------------|---|--|-----------------|-----------------------------------|
| Club Number | Club Name | Charter Date | | Current Member Count | YTD Members Added | YTD Members Dropped | YTD Net Growth | YTD Net Growth% | Member Count 12 Months Ago | Avg. length of service for dropped members | Months Since Last MMR *** | Yrs. Since Last Officer Report | President Rotation | Vice President Reported **** | Months Since Last Activity Report *** | Account Balance | Donations for current Fiscal Year |
| | | | Number of times on status quo within last two years | If below 15 members appears | | | | | | If net loss is greater than 20% appears | If no report in 3 months appears | When more than one year appears in | Number of repeat terms | Notes the officers that do not have an active | If no report at 12 months appears in red | | |
| 41034 | SANCERROIS | 03/16/1982 | Active(1) | 23 | 1 | 2 | -1 | -4.17% | 24 | 18 | 0 | | | N | SC | 0 | \$640.85 |
| Exc Award (06/30/2020) | | | | | | | | | | | | | | | | | |
| 19097 | SULLY GIEN L C | 03/05/1965 | Active | 23 | 1 | 1 | 0 | 0.00% | 24 | 3 | 1 | | | N | SC | 7 | \$2,403.71 |
| 47871 | TOURS CITE DES ARTS | 11/24/1987 | Active | 21 | 3 | 1 | 2 | 10.53% | 18 | 19 | 0 | | 3 | N | S,M,SC | 11 | \$57.74 |
| Exc Award (06/30/2020) | | | | | | | | | | | | | | | | | |
| 19098 | TOURS DOYEN | 01/10/1953 | Active | 34 | 0 | 1 | -1 | -2.86% | 32 | 26 | 0 | | | N | SC | 13 | \$777.68 |
| Exc Award (06/30/2018, 06/30/2023, 06/30/2024) | | | | | | | | | | | | | | | | | |
| 19099 | TOURS JARDIN DE LA FRANCE | 06/08/1970 | Active | 11 | 3 | 0 | 3 | 37.50% | 9 | | 0 | | 2 | N | | 5 | \$497.45 |
| 19100 | TOURS RIVES DU CHER | 04/18/1968 | Active | 17 | 4 | 0 | 4 | 30.77% | 14 | | 0 | | | N | | 11 | |
| 55266 | TOURS VAL DE FRANCE | 02/02/1994 | Active(1) | 3 | 0 | 1 | -1 | -25.00% | 4 | 1 | 5 | | 2 | | VP,SC | 24+ | |
| 19101 | VALENCAY | 11/05/1959 | Active | 24 | 0 | 0 | 0 | 0.00% | 24 | | 0 | | | N | | 2 | \$324.10 |
| 19102 | VENDOME | 01/27/1955 | Active | 10 | 0 | 2 | -2 | -16.67% | 12 | 16 | 0 | | | N | SC | 3 | |
| 19103 | VIERZON PORTE DE LA SOLOGNE | 05/14/1957 | Active | 13 | 0 | 1 | -1 | -7.14% | 14 | 31 | 0 | | | N | SC | 6 | \$868.66 |
| 119412 | VOUVRAY ROCHECORBON VAL DE LOIRE | 05/20/2013 | Active | 11 | 1 | 1 | 0 | 0.00% | 11 | 2 | 1 | | 3 | N | M,SC | 11 | \$24.85 |

Clubs Cancelled Previous Fiscal Year – Clubs Cancelled within last 12 months may be reinstated

| Club Number | Club Name | Charter Date | Current Status* | Cancellation Date |
|-------------|---------------------------|--------------|-----------------|-------------------|
| 19062 | BUZANCAIS | 10/05/1967 | Cancelled(6*) | 07/29/2023 |
| 19064 | CHARTRES VALLEE DE L'EURE | 05/14/1971 | Cancelled(6*) | 01/29/2024 |

| Current Total Clubs Count | YTD New Clubs Count | YTD Cancelled Clubs Count | YTD Net Club Gain | Current Total Members Count | YTD Add | YTD Drop | YTD Net Growth | YTD Net Growth % | Member Count 12 Months Ago | Average Member Count Per Club | % of Clubs with less than 20 members | % No MMR in 3 Months | % No Officer Report in 12 Months | % of Clubs with balance 90+ days | Number of Clubs in Status Quo | % Status Quo Clubs in Financial Suspension | Number of Cancelled Clubs | Average Cancelled Club Age | Members Lost Due to Cancellation | % of Clubs Cancelled for Non-Financial Reasons |
|---------------------------|---------------------|---------------------------|-------------------|-----------------------------|---------|----------|----------------|------------------|----------------------------|-------------------------------|--------------------------------------|----------------------|----------------------------------|----------------------------------|-------------------------------|--|---------------------------|----------------------------|----------------------------------|--|
| 71 | 0 | 1 | -1 | 1,376 | 94 | 74 | 20 | 1.47% | 1,392 | 19 | 56% | 1% | 1% | 18% | 0 | 0% | 1 | 154 | 0 | 100% |



Club Health Assessment for District 103 C through May 2025

|  | | | Status | Membership | | | | | | | Reports | | | | | Finance | LCIF |
|--|-----------|--------------|---|-----------------------------|-------------------|---------------------|----------------|---|----------------------------|--|-------------------------------------|------------------------------------|------------------------|---|--|-----------------|-----------------------------------|
| Club Number | Club Name | Charter Date | | Current Member Count | YTD Members Added | YTD Members Dropped | YTD Net Growth | YTD Net Growth% | Member Count 12 Months Ago | Avg. length of service for dropped members | Months Since Last MMR *** | Yrs. Since Last Officer Report | President Rotation | Vice President Reported **** | Months Since Last Activity Report *** | Account Balance | Donations for current Fiscal Year |
| | | | Number of times on status quo within last two years | If below 15 members appears | | | | If net loss is greater than 20% appears | | | If no report in 3 months appears in | When more than one year appears in | Number of repeat terms | Notes the officers that do not have an active | If no report at 12 months appears in red | | |

* - P - Priority Club. Cancellation Reasons: 1-Objectives/conduct, 2-Non-active club, 5-Non-existing club, 6-Disbanding, 7-Merger, 8-Financial Suspension, 9-District/Multiple District Dues.
** - Abbreviation: P-President, S-Secretary, T-Treasurer, M-Member Chairperson, VP-First Vice President, MC-Communications Chairperson, SC-Service Chairperson
*** - Abbreviation: N/R - Never reported using the Lions Clubs website, N/A - Not applicable, No password registered for the Lions Clubs website.
**** - Abbreviation: N - New, IP - Immediate Past, R - Repeat.



Club Health Assessment for District 103CC through May 2025

| | | | Status | Membership | | | | | | | Reports | | | | | Finance | | LCIF |
|-------------------------------|---|--------------|---|-----------------------------|-------------------|---------------------|---|-----------------|----------------------------|--|-------------------------------------|------------------------------------|------------------------|---|---------------------------------------|-----------------|-----------------------------------|------|
| Club Number | Club Name | Charter Date | | Current Member Count | YTD Members Added | YTD Members Dropped | YTD Net Growth | YTD Net Growth% | Member Count 12 Months Ago | Avg. length of service for dropped members | Months Since Last MMR *** | Yrs. Since Last Officer Report | President Rotation | Vice President Reported **** | Months Since Last Activity Report *** | Account Balance | Donations for current Fiscal Year | |
| | | | Number of times on status quo within last two years | If below 15 members appears | | | If net loss is greater than 20% appears | | | | If no report in 3 months appears in | When more than one year appears in | Number of repeat terms | Notes the officers that do not have an active | If no report at 12 months red | | | |
| Clubs more than two years old | | | | | | | | | | | | | | | | | | |
| 19165 | AJACCIO DOYEN | 07/02/1956 | Active | 11 | 1 | 0 | 1 | 10.00% | 10 | | 0 | | None | P,S,T,M,VP SC | 9 | 90+ Days | \$262.90 | |
| 58633 | AJACCIO LETIZIA | 08/07/1996 | Active | 5 | 0 | 2 | -2 | -28.57% | 7 | 9 | 0 | | | N | 23 | | | |
| 59411 | ANTIBES JUAN LES PINS | 04/24/1997 | Active | 15 | 1 | 3 | -2 | -11.76% | 17 | 15 | 0 | | 2 | N | 1 | | | |
| 19175 | BANDOL | 01/10/1967 | Active | 19 | 1 | 2 | -1 | -5.00% | 21 | 16 | 0 | | 3 | N | 2 | | | |
| Exc Award (06/30/2018) | | | | | | | | | | | | | | | | | | |
| 140379 | Bandol Mediterranee | 12/11/2019 | Active | 30 | 4 | 1 | 3 | 11.11% | 28 | 3 | 0 | | | N | 0 | | | |
| 19176 | BASTIA | 04/04/1959 | Active | 18 | 0 | 0 | 0 | 0.00% | 18 | | 0 | | | N | 2 | | | |
| 33961 | BASTIA LIEBECCIU | 05/31/1977 | Active | 13 | 0 | 3 | -3 | -18.75% | 16 | 14 | 0 | | | N | 6 | | | |
| 47908 | BEAULIEU & BEAU VILLE ST JE LC | 12/01/1987 | Active | 6 | 0 | 0 | 0 | 0.00% | 6 | | 0 | | 2 | N | 2 | | | |
| 19177 | BEAULIEU VILLEFRANCHE EZE | 05/07/1962 | Active | 20 | 0 | 1 | -1 | -4.76% | 18 | 45 | 0 | | 7 | N | 4 | | | |
| Exc Award (06/30/2019) | | | | | | | | | | | | | | | | | | |
| 19180 | BRIGNOLES-SAINT-MAXIMIN EN PROVENCE VERTE | 11/27/1959 | Active | 26 | 3 | 2 | 1 | 4.00% | 25 | 4 | 0 | | | N | 11 | | | |
| 45139 | CAGNES LES VALLES | 06/19/1985 | Active | 23 | 0 | 1 | -1 | -4.17% | 23 | 16 | 0 | | 2 | R | 5 | | | |
| 32664 | CANNES CALIFORNIE PAYS DE LERINS | 08/04/1976 | Active | 18 | 2 | 1 | 1 | 5.88% | 18 | 38 | 0 | | | N | 17 | | | |
| 83037 | CANNES COTE D AZUR | 09/30/2004 | Active | 28 | 3 | 6 | -3 | -9.68% | 33 | 3 | 0 | | | N | 3 | | | |
| 19182 | CANNES CROISSETTE RIVIERA | 02/24/1954 | Active | 30 | 5 | 6 | -1 | -3.23% | 28 | 18 | 0 | | | IP | 23 | | | |
| 51372 | CANNES EUROPE | 03/04/1991 | Active | 10 | 1 | 1 | 0 | 0.00% | 10 | 1 | 0 | | | VP | 11 | | | |
| 145878 | Cannes Universal | 04/08/2021 | Active(1) | 88 | 7 | 11 | -4 | -4.35% | 92 | 1 | 0 | | | R | 3 | | | |
| 19188 | DRAGUIGNAN DOYEN | 04/05/1955 | Active | 18 | 0 | 4 | -4 | -18.18% | 23 | 25 | 0 | | | N | 16 | | | |
| 122833 | Draguignan Pierre de La Fee | 07/28/2014 | Active | 10 | 2 | 0 | 2 | 25.00% | 8 | | 0 | | 2 | N | 4 | | | |
| 43635 | DRAGUIGNAN ST HERMENTAIRE | 03/28/1984 | Active | 20 | 3 | 0 | 3 | 17.65% | 17 | | 0 | | | N | 0 | 90+ Days | | |
| 19219 | FREJUS ROQUEBRUNE EN PROVENCE | 09/20/1969 | Active | 21 | 4 | 1 | 3 | 16.67% | 20 | 7 | 0 | | | N | 3 | | | |
| 47830 | FREJUS VALLEE D'ARGENS | 11/12/1987 | Active | 10 | 0 | 0 | 0 | 0.00% | 9 | | 0 | | | R | 15 | | | |



Club Health Assessment for District 103CC through May 2025

| | | | Status | Membership | | | | | | | Reports | | | | | Finance | LCIF |
|------------------------------------|--|--------------|---|-----------------------------|-------------------|---------------------|----------------|---|----------------------------|--|-------------------------------------|------------------------------------|------------------------|---|--|-----------------|-----------------------------------|
| Club Number | Club Name | Charter Date | | Current Member Count | YTD Members Added | YTD Members Dropped | YTD Net Growth | YTD Net Growth% | Member Count 12 Months Ago | Avg. length of service for dropped members | Months Since Last MMR *** | Yrs. Since Last Officer Report | President Rotation | Vice President Reported **** | Months Since Last Activity Report *** | Account Balance | Donations for current Fiscal Year |
| | | | Number of times on status quo within last two years | If below 15 members appears | | | | If net loss is greater than 20% appears | | | If no report in 3 months appears in | When more than one year appears in | Number of repeat terms | Notes the officers that do not have an active | If no report at 12 months appears in red | | |
| 47430 | GRIMAUD SAINTE-MAXIME COEUR DU GOLFE | 06/09/1987 | Active | 11 | 1 | 0 | 1 | 10.00% | 10 | | 0 | | | N | 11 | | |
| 57999 | HYERES AZUR | 03/15/1996 | Active | 17 | 1 | 3 | -2 | -10.53% | 21 | 12 | 1 | | | N | 6 | | \$744.92 |
| 19193 | HYERES LES PALMIERS VAR | 12/03/1956 | Active | 17 | 2 | 1 | 1 | 6.25% | 13 | 30 | 0 | | 2 | N | 3 | | |
| 47622 | HYERES OLBIA | 06/28/1987 | Active | 13 | 0 | 3 | -3 | -18.75% | 16 | 5 | 0 | | | N | 2 | M | \$283.93 |
| 19194 | LA BALAGNE | 06/15/1962 | Active | 11 | 0 | 3 | -3 | -21.43% | 14 | 4 | 0 | | | N | N/A | M | \$341.66 |
| 51839 | LA CADIERE D'AZUR | 06/17/1991 | Active | 20 | 3 | 3 | 0 | 0.00% | 20 | 7 | 0 | | | N | 1 | | \$1,108.18 |
| Exc Award (06/30/2023) | | | | | | | | | | | | | | | | | |
| 44053 | LA GAUDE BALCONS DE PROVENCE | 06/30/1984 | Active | 13 | 1 | 2 | -1 | -7.14% | 14 | 5 | 0 | | | N | 0 | | \$1,084.57 |
| Exc Award (06/30/2018, 06/30/2024) | | | | | | | | | | | | | | | | | |
| 115987 | LA LONDE LES MAURES - PORTE DES MAURES | 02/15/2012 | Active | 19 | 2 | 1 | 1 | 5.56% | 16 | 17 | 0 | | | N | 4 | | |
| 19195 | LA VALLEE DU VAR L C | 01/24/1970 | Active | 23 | 7 | 2 | 5 | 27.78% | 18 | 25 | 0 | | | N | 8 | | \$1,682.12 |
| 37594 | LA VESUBIE L C | 10/19/1979 | Cancelled(6*) | 0 | 0 | 6 | -6 | -100.00% | 7 | 16 | 4 | 1 | None | P,S,T,M,VP SC | 24+ | | |
| 123966 | Le Cannet des Maures Europeens au Coeur du Var | 01/13/2015 | Active | 22 | 1 | 2 | -1 | -4.35% | 22 | 1 | 0 | | | N | 0 | | \$2,064.51 |
| Exc Award (06/30/2024) | | | | | | | | | | | | | | | | | |
| 37842 | LE CANNET MOUGINS | 12/31/1979 | Active | 22 | 1 | 4 | -3 | -12.00% | 24 | 15 | 0 | | | R | 2 | SC | \$3,377.43 |
| 43159 | LE CANNET OLIVETUM CITE DES OR | 11/11/1983 | Active | 13 | 1 | 1 | 0 | 0.00% | 12 | 18 | 0 | | None | P,S,T,M,VP SC | 14 | | \$525.79 |
| 19192 | LORGUES HAUT VAR | 10/10/1965 | Active | 32 | 2 | 0 | 2 | 6.67% | 28 | | 0 | | | N | 1 | | |
| Exc Award (06/30/2023) | | | | | | | | | | | | | | | | | |
| 130739 | Mandelieu Theoule Esterel | 04/19/2017 | Active | 26 | 5 | 1 | 4 | 18.18% | 22 | 38 | 0 | | | N | 1 | | \$2,497.16 |
| 19206 | MENTON | 08/27/1954 | Active | 53 | 8 | 4 | 4 | 8.16% | 49 | 16 | 0 | | | N | 13 | | \$4,066.63 |
| 127777 | Menton Riviera Haut-Pays | 06/06/2016 | Active | 12 | 2 | 1 | 1 | 9.09% | 10 | 8 | 0 | | | VP | 2 | | \$3,247.31 |
| 55947 | MOUANS-SARTOUX PÉGOMAS VAL DÉ SIAGNE | 06/29/1994 | Active | 18 | 2 | 0 | 2 | 12.50% | 15 | | 0 | | | N | 1 | | \$202.77 |
| Exc Award (06/30/2018, 06/30/2024) | | | | | | | | | | | | | | | | | |
| 63649 | NICE 2000 | 10/24/2000 | Active | 11 | 1 | 4 | -3 | -21.43% | 14 | 24 | 0 | | | N | 11 | | \$208.10 |
| 48050 | NICE ARENAS | 01/18/1988 | Active | 16 | 2 | 1 | 1 | 6.67% | 15 | 13 | 0 | | 2 | VP,SC | 0 | | \$1,064.89 |



Club Health Assessment for District 103CC through May 2025

| | | | Status | Membership | | | | | | | Reports | | | | | Finance | | LCIF |
|--|---|--------------|---|-----------------------------|-------------------|---------------------|----------------|---|----------------------------|--|-------------------------------------|------------------------------------|------------------------|------------------------------|---|--|-----------------------------------|------|
| Club Number | Club Name | Charter Date | | Current Member Count | YTD Members Added | YTD Members Dropped | YTD Net Growth | YTD Net Growth% | Member Count 12 Months Ago | Avg. length of service for dropped members | Months Since Last MMR *** | Yrs. Since Last Officer Report | President Rotation | Vice President Reported **** | Months Since Last Activity Report *** | Account Balance | Donations for current Fiscal Year | |
| | | | Number of times on status quo within last two years | If below 15 members appears | | | | If net loss is greater than 20% appears | | | If no report in 3 months appears in | When more than one year appears in | Number of repeat terms | | Notes the officers that do not have an active | If no report at 12 months appears in red | | |
| 125411 | Nice Azur | 07/22/2015 | Active | 11 | 1 | 9 | -8 | -42.11% | 22 | 31 | 0 | | | N | 24+ | | \$1,044.88 | |
| 19209 | NICE CIMIEZ | 01/08/1964 | Active | 19 | 0 | 3 | -3 | -13.64% | 22 | 16 | 0 | | | N | T | 19 | | |
| 19208 | NICE DOYEN | 12/12/1953 | Active | 20 | 1 | 3 | -2 | -9.09% | 22 | 10 | 0 | | 3 | | VP | 0 | \$2,510.49 | |
| 39552 | NICE ETOILE | 03/12/1981 | Active | 23 | 0 | 3 | -3 | -11.54% | 26 | 18 | 1 | | 2 | R | | 13 | \$52.24 | |
| Exc Award (06/30/2018) | | | | | | | | | | | | | | | | | | |
| 41676 | NICE IMPERIAL | 06/26/1982 | Active | 16 | 2 | 5 | -3 | -15.79% | 19 | 17 | 0 | | | R | | 1 | \$542.28 | |
| 19211 | NICE MASSENA | 05/27/1969 | Active | 19 | 2 | 3 | -1 | -5.00% | 20 | 8 | 0 | | | N | SC | 6 | \$1,049.70 | |
| 115778 | NICE MERIDIA ECO VALLEES VICTOIRE | 01/05/2012 | Active | 17 | 1 | 0 | 1 | 6.25% | 16 | | 0 | | | | VP | 12 | \$1,191.22 | |
| Exc Award (06/30/2024) | | | | | | | | | | | | | | | | | | |
| 33715 | NICE-GAIRAUT | 04/05/1977 | Active | 10 | 5 | 1 | 4 | 66.67% | 6 | 33 | 0 | | 8 | | VP,SC | N/A | | |
| 53228 | RAMATUELLE PRESQU'ÎLE DE SAINT TROPEZ INTER | 06/01/1992 | Active | 28 | 5 | 0 | 5 | 21.74% | 23 | | 0 | | | N | | 11 | \$341.66 | |
| Exc Award (06/30/2023) | | | | | | | | | | | | | | | | | | |
| 19215 | RIVE SUD GOLFE D'AJAC | 02/27/1971 | Active | 10 | 0 | 0 | 0 | 0.00% | 10 | | 0 | | | IP | | N/R | | |
| 19218 | ROQUEBRUNE CAP MAR-BEAUSOLEIL | 06/12/1958 | Active | 12 | 6 | 0 | 6 | 100.00% | 6 | | 0 | | 10 | | M,VP | N/A | \$52.24 | |
| 118320 | ROQUEFORT LES PINS/VALLEE DU LOUP | 11/15/2012 | Active | 15 | 0 | 4 | -4 | -21.05% | 19 | 6 | 0 | | | IP | | 13 | | |
| 19223 | SAINT LAURENT DU VAR | 06/13/1968 | Active | 14 | 0 | 3 | -3 | -17.65% | 17 | 5 | 0 | | | N | | 1 | | |
| Exc Award (06/30/2022) | | | | | | | | | | | | | | | | | | |
| 129742 | SAINT RAPHAEL COTE D'AZUR | 01/05/2017 | Active | 28 | 3 | 5 | -2 | -6.67% | 33 | 11 | 0 | | | N | | 1 | \$208.10 | |
| 19226 | SAINT RAPHAEL-FREJUS DOYEN | 08/10/1954 | Active | 12 | 1 | 3 | -2 | -14.29% | 15 | 32 | 0 | | | N | SC | 24+ | | |
| 116421 | SAINTE MAXIME SUR MER VALLEE DU PRECONIL | 03/28/2012 | Active | 32 | 2 | 1 | 1 | 3.23% | 31 | 13 | 0 | | | N | S,T | 1 | \$2,690.29 | |
| Exc Award (06/30/2019, 06/30/2022, 06/30/2024) | | | | | | | | | | | | | | | | | | |
| 116140 | SAINT-TROPEZ CÔTE D'AZUR | 03/20/2012 | Active | 7 | 1 | 2 | -1 | -12.50% | 10 | 5 | 0 | | 3 | | VP,SC | 9 | | |
| 138441 | Sanary sur Mer Mediterranee | 06/19/2019 | Active | 15 | 0 | 1 | -1 | -6.25% | 16 | 6 | 0 | | | N | | 7 | | |
| 19228 | SANTA MANZA L C | 08/25/1965 | Active | 12 | 0 | 0 | 0 | 0.00% | 10 | | 0 | | | N | M,SC | 10 | \$10.00 | |



Club Health Assessment for District 103CC through May 2025

| | | | Status | Membership | | | | | | | Reports | | | | | Finance | | LCIF |
|-------------|---|--------------|---|-----------------------------|-------------------|---------------------|----------------|---|----------------------------|--|-------------------------------------|------------------------------------|------------------------|---|--|-----------------|-----------------------------------|------|
| Club Number | Club Name | Charter Date | | Current Member Count | YTD Members Added | YTD Members Dropped | YTD Net Growth | YTD Net Growth% | Member Count 12 Months Ago | Avg. length of service for dropped members | Months Since Last MMR *** | Yrs. Since Last Officer Report | President Rotation | Vice President Reported **** | Months Since Last Activity Report *** | Account Balance | Donations for current Fiscal Year | |
| | | | Number of times on status quo within last two years | If below 15 members appears | | | | If net loss is greater than 20% appears | | | If no report in 3 months appears in | When more than one year appears in | Number of repeat terms | Notes the officers that do not have an active | If no report at 12 months appears in red | | | |
| 19196 | SOLLIES-PONT VALLEE DU GAPEAU | 04/24/1970 | Active | 9 | 0 | 3 | -3 | -25.00% | 11 | 4 | 1 | | 2 | N | 0 | | \$433.83 | |
| 19227 | ST TROPEZ STE MAXIME DOYEN | 11/23/1956 | Active | 26 | 0 | 0 | 0 | 0.00% | 27 | | 0 | | | N | 3 | | | |
| 19231 | TOULON PORT LA MONTAGNE | 04/04/1970 | Active | 34 | 6 | 1 | 5 | 17.24% | 29 | 32 | 0 | | | N | 11 | | \$759.19 | |
| 63965 | TOULON PROVENCE MEDITERRANEE | 02/05/2001 | Active(1) | 16 | 2 | 1 | 1 | 6.67% | 13 | 7 | 0 | | | N | SC | N/A | | |
| 19234 | VALLAURIS GOLFE JUAN | 05/09/1962 | Cancelled(6*) | 0 | 0 | 0 | 0 | 0.00% | 3 | | 9 | 1 | None | | P,S,T,M,VP SC | 24+ | | |
| 32372 | VENCE LES BAOUS | 06/07/1976 | Active | 11 | 0 | 2 | -2 | -15.38% | 15 | 13 | 0 | | | | S,M,VP,SC | 23 | 90+ Days | |
| 33557 | VILLENEUVE LOUBET MARINA BAIE DES ANGES | 03/24/1977 | Active(1) | 8 | 0 | 1 | -1 | -11.11% | 9 | 52 | 0 | | | N | S | 11 | | |

Clubs Cancelled Previous Fiscal Year – Clubs Cancelled within last 12 months may be reinstated

| Club Number | Club Name | Charter Date | Current Status* | Cancellation Date |
|-------------|----------------------|--------------|-----------------|-------------------|
| 43634 | CAP FERRAT NATIONS | 03/28/1984 | Cancelled(6*) | 05/29/2024 |
| 78929 | CARQUEIRANNE LA CRAU | 04/30/2004 | Cancelled(6*) | 06/29/2024 |

| Current Total Clubs Count | YTD New Clubs Count | YTD Cancelled Clubs Count | YTD Net Club Gain | Current Total Members Count | YTD Add | YTD Drop | YTD Net Growth | YTD Net Growth % | Member Count 12 Months Ago | Average Member Count Per Club | % of Clubs with less than 20 members | % No MMR in 3 Months | % No Officer Report in 12 Months | % of Clubs with balance 90+ days | Number of Clubs in Status Quo | % Status Quo Clubs in Financial Suspension | Number of Cancelled Clubs | Average Cancelled Club Age | Members Lost Due to Cancellation | % of Clubs Cancelled for Non-Financial Reasons |
|---------------------------|---------------------|---------------------------|-------------------|-----------------------------|---------|----------|----------------|------------------|----------------------------|-------------------------------|--------------------------------------|----------------------|----------------------------------|----------------------------------|-------------------------------|--|---------------------------|----------------------------|----------------------------------|--|
| 65 | 0 | 2 | -2 | 1,232 | 117 | 141 | -24 | -1.91% | 1,257 | 19 | 65% | 0% | 0% | 5% | 0 | 0% | 2 | 84 | 6 | 100% |

* - P - Priority Club. Cancellation Reasons: 1-Objectives/conduct, 2-Non-active club, 5-Non-existing club, 6-Disbanding, 7-Merger, 8-Financial Suspension, 9-District/Multiple District Dues.

** - Abbreviation: P-President, S-Secretary, T-Treasurer, M-Member Chairperson, VP-First Vice President, MC-Communications Chairperson, SC-Service Chairperson

*** - Abbreviation: N/R - Never reported using the Lions Clubs website, N/A - Not applicable, No password registered for the Lions Clubs website.

**** - Abbreviation: N - New, IP - Immediate Past, R - Repeat.



Club Health Assessment for District 103CE through May 2025

| | | | Status | Membership | | | | | | | Reports | | | | | Finance | LCIF |
|------------------------------------|------------------------------|--------------|---|-----------------------------|-------------------|---------------------|---|-----------------|----------------------------|--|-------------------------------------|------------------------------------|------------------------|---|--|-----------------|-----------------------------------|
| Club Number | Club Name | Charter Date | | Current Member Count | YTD Members Added | YTD Members Dropped | YTD Net Growth | YTD Net Growth% | Member Count 12 Months Ago | Avg. length of service for dropped members | Months Since Last MMR *** | Yrs. Since Last Officer Report | President Rotation | Vice President Reported **** | Months Since Last Activity Report *** | Account Balance | Donations for current Fiscal Year |
| | | | Number of times on status quo within last two years | If below 15 members appears | | | If net loss is greater than 20% appears | | | | If no report in 3 months appears in | When more than one year appears in | Number of repeat terms | Notes the officers that do not have an active | If no report at 12 months appears in red | | |
| Clubs less than two years old | | | | | | | | | | | | | | | | | |
| 182039 | Beaune Bastion Saint Martin | 04/28/2025 | Newly Chartered | 20 | 21 | 1 | 20 | 100.00% | 0 | 0 | 0 | | | M,VP,SC | N/R | | |
| 181960 | Bourgogne Coeur de Bourgogne | 05/06/2025 | Newly Chartered | 20 | 20 | 0 | 20 | 100.00% | 0 | | 0 | | | R SC | N/R | | |
| Clubs more than two years old | | | | | | | | | | | | | | | | | |
| 19109 | AUTUN | 03/19/1962 | Active | 35 | 0 | 1 | -1 | -2.78% | 36 | 6 | 0 | | | N | 14 | | \$2,169.13 |
| 134553 | Auxerre Phoenix | 06/14/2018 | Active | 11 | 1 | 1 | 0 | 0.00% | 11 | 4 | 0 | | | N | 6 | | \$1,100.96 |
| Exc Award (06/30/2021, 06/30/2023) | | | | | | | | | | | | | | | | | |
| 18990 | AUXERRE RIVES DE L'YONNE | 11/01/1958 | Active | 9 | 0 | 2 | -2 | -18.18% | 11 | 16 | 0 | | 3 | N | 0 | | \$1,162.92 |
| 19155 | AUXOIS-MORVAN L C | 03/16/1960 | Active | 18 | 1 | 2 | -1 | -5.26% | 19 | 15 | 0 | | | N M,SC | 20 | | |
| 38651 | AVALLON 3 RIVIERES | 06/10/1980 | Active | 10 | 1 | 0 | 1 | 11.11% | 9 | | 3 | | 3 | VP | 6 | | \$525.79 |
| 19110 | BEAUNE COTE D'OR | 03/27/1958 | Active | 27 | 2 | 3 | -1 | -3.57% | 28 | 5 | 0 | | | N | 12 | | \$4,250.11 |
| 50345 | BELFORT CITE | 03/26/1990 | Active | 14 | 0 | 2 | -2 | -12.50% | 16 | 18 | 0 | | | N SC | 15 | | |
| Exc Award (06/30/2023) | | | | | | | | | | | | | | | | | |
| 19112 | BELFORT VAUBAN | 04/10/1957 | Active(1) | 18 | 3 | 0 | 3 | 20.00% | 15 | | 2 | | | N VP,SC | 24+ | 90+ Days | |
| 19111 | BESANCON | 05/22/1957 | Active | 25 | 4 | 2 | 2 | 8.70% | 22 | 26 | 0 | | | N M,SC | 24+ | | \$1,567.07 |
| 31860 | BESANCON CITADELLE | 03/10/1976 | Active(1) | 17 | 0 | 0 | 0 | 0.00% | 14 | | 6 | | 2 | M,VP,SC | N/A | | |
| 61612 | BESANCON GRANVELLE | 03/08/1999 | Active | 17 | 1 | 1 | 0 | 0.00% | 17 | 11 | 0 | | | N SC | 1 | | \$156.19 |
| 54409 | BESANCON LUMIERE | 04/30/1993 | Active | 25 | 2 | 2 | 0 | 0.00% | 25 | 14 | 0 | | | N | 3 | | \$522.44 |
| Exc Award (06/30/2023) | | | | | | | | | | | | | | | | | |
| 52600 | CHALON SAOCOUNA | 03/02/1992 | Active | 16 | 0 | 3 | -3 | -15.79% | 19 | 17 | 1 | | 2 | VP | 11 | | \$1,171.38 |
| 19117 | CHALON-SUR-SAONE DOYEN | 01/28/1960 | Active | 19 | 3 | 5 | -2 | -9.52% | 21 | 31 | 0 | | | VP | 2 | | |
| 35590 | CHAMPAGNOLE SALINS L C | 05/26/1978 | Active | 20 | 0 | 0 | 0 | 0.00% | 20 | | 0 | | | N | 24 | | |
| 145796 | Charolais Bourbonnais | 04/19/2021 | Active(2) | 29 | 0 | 2 | -2 | -6.45% | 31 | 2 | 0 | | | N | 5 | | \$885.79 |
| Exc Award (06/30/2024) | | | | | | | | | | | | | | | | | |
| 31464 | CHAROLAIS-BRIONNAIS | 12/30/1975 | Active | 28 | 1 | 3 | -2 | -6.67% | 30 | 21 | 0 | | | N | 17 | | \$1,041.28 |



Club Health Assessment for District 103CE through May 2025

| | | | Status | Membership | | | | | | | Reports | | | | | Finance | LCIF | | |
|------------------------|------------------------------------|--------------|---|-----------------------------|---|---------------------|----------------|-----------------|----------------------------|--|---------------------------|------------------------------------|------------------------|---|---------------------------------------|--|-----------------------------------|--|--|
| Club Number | Club Name | Charter Date | | Current Member Count | YTD Members Added | YTD Members Dropped | YTD Net Growth | YTD Net Growth% | Member Count 12 Months Ago | Avg. length of service for dropped members | Months Since Last MMR *** | Yrs. Since Last Officer Report | President Rotation | Vice President Reported **** | Months Since Last Activity Report *** | Account Balance | Donations for current Fiscal Year | | |
| | | | Number of times on status quo within last two years | If below 15 members appears | If net loss is greater than 20% appears | | | | | If no report in 3 months appears in | | When more than one year appears in | Number of repeat terms | Notes the officers that do not have an active | | If no report at 12 months appears in red | | | |
| 19118 | CHAROLAIS-DOYEN | 06/29/1961 | Active | 8 | 1 | 2 | -1 | -11.11% | 9 | 2 | 0 | | | N | 14 | 90+ Days | | | |
| 31907 | CHATILLON ET DU PAYS CHATILLONNAIS | 03/16/1976 | Active | 19 | 1 | 1 | 0 | 0.00% | 19 | 6 | 0 | | | N | 24+ | | \$1,605.21 | | |
| 19132 | COMMENTRY LA COMBRAILLE | 10/27/1964 | Active | 17 | 0 | 1 | -1 | -5.56% | 19 | 9 | 0 | | 4 | R P | 5 | | \$1,051.59 | | |
| 52630 | DIJON ARGO | 03/10/1992 | Active(1) | 16 | 0 | 3 | -3 | -15.79% | 19 | 6 | 0 | | | N M | 11 | | | | |
| 19122 | DIJON DOYEN | 06/29/1955 | Active | 34 | 3 | 1 | 2 | 6.25% | 32 | 1 | 1 | | 2 | M,VP | 1 | | \$55.41 | | |
| 66597 | DIJON EIFFEL | 09/18/2002 | Active | 15 | 1 | 1 | 0 | 0.00% | 15 | 2 | 0 | | 2 | R | N/R | | | | |
| 33555 | DIJON MARCS D'OR | 03/22/1977 | Active | 17 | 1 | 8 | -7 | -29.17% | 24 | 20 | 3 | | | N | 23 | | | | |
| 48819 | DIJON MARIE DE BOURGOGNE | 07/15/1988 | Active | 12 | 0 | 0 | 0 | 0.00% | 12 | | 9 | | | IP | 2 | | | | |
| 19123 | DIJON SUD | 11/25/1963 | Active | 20 | 0 | 2 | -2 | -9.09% | 24 | 41 | 1 | | 3 | N M | 24+ | | \$520.24 | | |
| 19124 | DOLE | 09/10/1963 | Active | 33 | 1 | 0 | 1 | 3.13% | 32 | | 0 | | | N S,T,M | 11 | | | | |
| Exc Award (06/30/2023) | | | | | | | | | | | | | | | | | | | |
| 132613 | Dole Louis Pasteur | 12/05/2017 | Active | 19 | 1 | 5 | -4 | -17.39% | 23 | 4 | 1 | | | N S,T,M | 11 | \$1,046.03 | | | |
| 41518 | GEVREY CHAMBERTIN COTES DE NU | 06/24/1982 | Active | 15 | 0 | 1 | -1 | -6.25% | 17 | 22 | 0 | | | S,M,VP,SC | 0 | \$210.32 | | | |
| 19125 | GRAY | 01/08/1970 | Active | 20 | 1 | 5 | -4 | -16.67% | 23 | 16 | 0 | | | N | 7 | | | | |
| 19131 | LA BRESSE L C | 04/25/1972 | Active | 10 | 1 | 3 | -2 | -16.67% | 16 | 10 | 0 | | | M,VP,SC | 3 | \$210.32 | | | |
| 36818 | LA VALLEE DU DOUBS L C | 03/27/1979 | Active | 33 | 6 | 1 | 5 | 17.86% | 28 | 38 | 1 | | | N | 24+ | \$100.00 | | | |
| 19011 | LANGRES DIDEROT | 07/03/1959 | Active | 19 | 1 | 7 | -6 | -24.00% | 25 | 11 | 0 | | 2 | IP SC | N/R | \$266.31 | | | |
| 19133 | LE CREUSOT | 09/24/1965 | Active | 26 | 1 | 4 | -3 | -10.34% | 31 | 26 | 1 | | | N | 7 | | | | |
| 55159 | LE CREUSOT VAL MONT EN BOURGOG | 12/20/1993 | Active | 32 | 3 | 0 | 3 | 10.34% | 27 | | 0 | | | N | 1 | | | | |
| 19134 | LONS LE SAUNIER | 07/24/1962 | Active | 42 | 2 | 1 | 1 | 2.44% | 41 | 54 | 0 | | | N | 0 | 90+ Days | \$6,276.22 | | |
| 96839 | LONS LEDONIS | 04/04/2006 | Active | 27 | 3 | 4 | -1 | -3.57% | 28 | 3 | 0 | | | N | 0 | | | | |
| 37840 | LOUE ET PLATEAU | 12/10/1979 | Active | 24 | 1 | 0 | 1 | 4.35% | 23 | | 0 | | 2 | N | 7 | \$10.00 | | | |
| 19135 | LURE | 02/02/1958 | Active | 22 | 0 | 1 | -1 | -4.35% | 23 | 1 | 1 | | | VP,SC | 14 | \$1,084.57 | | | |
| 43242 | MACON ALPHONSE DE | 12/12/1983 | Active | 34 | 2 | 0 | 2 | 6.25% | 31 | | 1 | | | N | 6 | \$1,084.57 | | | |



Club Health Assessment for District 103CE through May 2025

| | | | Status | Membership | | | | | | | Reports | | | | | Finance | LCIF | |
|-------------|--|--------------|---|-----------------------------|-------------------|---------------------|----------------|-----------------|---|--|---------------------------|-------------------------------------|------------------------------------|------------------------------|---|-------------------------------|-----------------------------------|------------|
| Club Number | Club Name | Charter Date | | Current Member Count | YTD Members Added | YTD Members Dropped | YTD Net Growth | YTD Net Growth% | Member Count 12 Months Ago | Avg. length of service for dropped members | Months Since Last MMR *** | Yrs. Since Last Officer Report | President Rotation | Vice President Reported **** | Months Since Last Activity Report *** | Account Balance | Donations for current Fiscal Year | |
| | | | Number of times on status quo within last two years | If below 15 members appears | | | | | If net loss is greater than 20% appears | | | If no report in 3 months appears in | When more than one year appears in | Number of repeat terms | Notes the officers that do not have an active | If no report at 12 months red | | |
| 19142 | MACON SAONE ET LOIRE | 11/07/1956 | Cancelled(6*) | 0 | 0 | 0 | 0 | 0.00% | 19 | | 9 | 1 | None | | P,S,T,M,VP SC | 24+ | | |
| 49083 | MERCUREY COTE CHALONNAISE | 12/13/1988 | Active | 28 | 2 | 2 | 0 | 0.00% | 30 | 14 | 1 | | | N | | 12 | | \$1,084.57 |
| 19144 | MONTBARD ALESIA | 06/07/1962 | Status Quo(1) | 17 | 2 | 1 | 1 | 6.25% | 17 | 56 | 0 | | | N | | 0 | 90+ Days | \$1,605.21 |
| 59857 | MONTBELIARD COMTESSE HENRIETTE Exc Award (06/30/2018) | 07/14/1997 | Active | 9 | 0 | 0 | 0 | 0.00% | 10 | | 0 | | | | T,M,VP,SC | 6 | | |
| 19145 | MONTCEAU LES MINES | 10/16/1957 | Active | 35 | 3 | 1 | 2 | 6.06% | 33 | 2 | 0 | | | N | | 5 | | \$540.16 |
| 98468 | MONTLUCON CONCORDIA | 02/05/2007 | Active | 11 | 2 | 8 | -6 | -35.29% | 18 | 14 | 0 | | | N | | 0 | | \$2,125.85 |
| 19146 | MONTLUCON DOYEN | 08/31/1953 | Active | 15 | 1 | 0 | 1 | 7.14% | 15 | | 0 | | | N | | 24+ | | \$1,944.58 |
| 63656 | MOREZ 2000 | 10/23/2000 | Active | 7 | 0 | 0 | 0 | 0.00% | 7 | | 8 | | 4 | IP | | 23 | | \$525.79 |
| 46646 | MOREZ HAUT JURA | 11/25/1986 | Active | 25 | 0 | 1 | -1 | -3.85% | 26 | 17 | 0 | | | N | | 9 | | \$2,082.56 |
| 19147 | MORTEAU VAL DE | 12/09/1966 | Active | 25 | 1 | 0 | 1 | 4.17% | 24 | | 0 | | | N | | 5 | | |
| 19148 | MOULINS | 11/20/1957 | Active | 23 | 0 | 1 | -1 | -4.17% | 24 | 41 | 1 | | | N | | 3 | | \$697.69 |
| 50073 | MOULINS ANNE DE FRANCE | 12/29/1989 | Active | 19 | 1 | 1 | 0 | 0.00% | 19 | 2 | 0 | | | R | | 13 | | \$759.74 |
| 19150 | PAYS DE MONTBELIARD Exc Award (06/30/2024) | 02/27/1957 | Active | 21 | 0 | 0 | 0 | 0.00% | 21 | | 0 | | | | VP,SC | 1 | | \$660.82 |
| 68808 | PONTARLIER TOUSSAINT LOUVETUR | 05/29/2003 | Active | 11 | 0 | 1 | -1 | -8.33% | 12 | 14 | 4 | | 2 | N | SC | 24+ | | |
| 19154 | SAINT CLAUDE | 07/10/1970 | Active | 34 | 3 | 0 | 3 | 9.68% | 32 | | 0 | | | N | M,SC | N/R | 90+ Days | \$1,084.57 |
| 19039 | SENS | 04/26/1958 | Active | 19 | 0 | 6 | -6 | -24.00% | 25 | 23 | 0 | | 2 | N | | 24 | | \$7,288.99 |
| 46051 | TOURNUS RIVES DE SAONE | 04/30/1986 | Active | 20 | 1 | 0 | 1 | 5.26% | 19 | | 1 | | | N | | 23 | | \$520.64 |
| 19160 | VAL DE SAONE L C | 06/19/1972 | Active | 12 | 0 | 3 | -3 | -20.00% | 15 | 7 | 0 | | | N | SC | 24+ | | \$216.91 |
| 32641 | VARENNES | 07/06/1976 | Active | 23 | 2 | 0 | 2 | 9.52% | 21 | | 0 | | | N | T,VP | 24+ | | |
| 19161 | VESOUL CITE | 04/21/1965 | Active(1) | 15 | 0 | 1 | -1 | -6.25% | 16 | 15 | 0 | | | N | | 10 | | |
| 56379 | VESOUL EDWIGE FEU VAL D HAU S | 12/27/1994 | Active | 25 | 0 | 0 | 0 | 0.00% | 25 | | 0 | | | N | | 0 | | |
| 19162 | VICHY DOYEN | 02/15/1952 | Active | 14 | 0 | 2 | -2 | -12.50% | 16 | 5 | 4 | | 2 | N | M,SC | 2 | | \$100.00 |



Club Health Assessment for District 103CE through May 2025

| | | | Status | Membership | | | | | | | Reports | | | | | Finance | LCIF |
|-------------|-----------|--------------|---|-----------------------------|-------------------|---------------------|----------------|---|----------------------------|--|-------------------------------------|------------------------------------|------------------------|---|--|-----------------|-----------------------------------|
| Club Number | Club Name | Charter Date | | Current Member Count | YTD Members Added | YTD Members Dropped | YTD Net Growth | YTD Net Growth% | Member Count 12 Months Ago | Avg. length of service for dropped members | Months Since Last MMR *** | Yrs. Since Last Officer Report | President Rotation | Vice President Reported **** | Months Since Last Activity Report *** | Account Balance | Donations for current Fiscal Year |
| | | | Number of times on status quo within last two years | If below 15 members appears | | | | If net loss is greater than 20% appears | | | If no report in 3 months appears in | When more than one year appears in | Number of repeat terms | Notes the officers that do not have an active | If no report at 12 months appears in red | | |

Clubs Cancelled Previous Fiscal Year – Clubs Cancelled within last 12 months may be reinstated

| Club Number | Club Name | Charter Date | Current Status* | Cancellation Date |
|-------------|-----------|--------------|-----------------|-------------------|
| 19046 | TONNERRE | 06/17/1968 | Cancelled(6*) | 07/29/2023 |

| Current Total Clubs Count | YTD New Clubs Count | YTD Cancelled Clubs Count | YTD Net Club Gain | Current Total Members Count | YTD Add | YTD Drop | YTD Net Growth | YTD Net Growth % | Member Count 12 Months Ago | Average Member Count Per Club | % of Clubs with less than 20 members | % No MMR in 3 Months | % No Officer Report in 12 Months | % of Clubs with balance 90+ days | Number of Clubs in Status Quo | % Status Quo Clubs in Financial Suspension | Number of Cancelled Clubs | Average Cancelled Club Age | Members Lost Due to Cancellation | % of Clubs Cancelled for Non-Financial Reasons |
|---------------------------|---------------------|---------------------------|-------------------|-----------------------------|---------|----------|----------------|------------------|----------------------------|-------------------------------|--------------------------------------|----------------------|----------------------------------|----------------------------------|-------------------------------|--|---------------------------|----------------------------|----------------------------------|--|
| 63 | 2 | 1 | 1 | 1,300 | 108 | 109 | -1 | -0.08% | 1,329 | 21 | 51% | 11% | 0% | 10% | 1 | 100% | 1 | 123 | 0 | 100% |

* - P - Priority Club. Cancellation Reasons: 1-Objectives/conduct, 2-Non-active club, 5-Non-existing club, 6-Disbanding, 7-Merger, 8-Financial Suspension, 9-District/Multiple District Dues.

** - Abbreviation: P-President, S-Secretary, T-Treasurer, M-Member Chairperson, VP-First Vice President, MC-Communications Chairperson, SC-Service Chairperson

*** - Abbreviation: N/R - Never reported using the Lions Clubs website, N/A - Not applicable, No password registered for the Lions Clubs website.

**** - Abbreviation: N - New, IP - Immediate Past, R - Repeat.




Club Health Assessment for District 103CS through May 2025

| | | | Status | Membership | | | | | | | Reports | | | | | Finance | | LCIF |
|------------------------------------|--------------------------------|--------------|---|-----------------------------|-------------------|---------------------|----------------|-----------------|---|--|---------------------------|-------------------------------------|------------------------------------|------------------------------|---|--|-----------------------------------|------|
| Club Number | Club Name | Charter Date | | Current Member Count | YTD Members Added | YTD Members Dropped | YTD Net Growth | YTD Net Growth% | Member Count 12 Months Ago | Avg. length of service for dropped members | Months Since Last MMR *** | Yrs. Since Last Officer Report | President Rotation | Vice President Reported **** | Months Since Last Activity Report *** | Account Balance | Donations for current Fiscal Year | |
| | | | Number of times on status quo within last two years | If below 15 members appears | | | | | If net loss is greater than 20% appears | | | If no report in 3 months appears in | When more than one year appears in | Number of repeat terms | Notes the officers that do not have an active | If no report at 12 months appears in red | | |
| Clubs less than two years old | | | | | | | | | | | | | | | | | | |
| 180466 | Le Puy Trois Rocs | 01/30/2025 | Active | 24 | 24 | 0 | 24 | 100.00% | 0 | | 2 | | | N | S,T,M,VP,SC | N/A | | |
| Clubs more than two years old | | | | | | | | | | | | | | | | | | |
| 104074 | ALBERTVILLE LES QUATRE VALLEES | 12/04/2008 | Active | 14 | 3 | 3 | 0 | 0.00% | 14 | 12 | 0 | | | N | SC | 0 | \$2,092.87 | |
| 19105 | ALBERTVILLE OLYMPIQUE | 04/19/1958 | Active | 27 | 1 | 1 | 0 | 0.00% | 28 | 37 | 0 | | | N | | 2 | \$2,852.29 | |
| 67264 | ALLAGNON VAL D'ALLIER | 02/05/2003 | Active | 13 | 0 | 1 | -1 | -7.14% | 14 | 2 | 0 | | | N | T,SC | 3 | \$156.73 | |
| 19106 | AMBERT EN LIVRADOIS | 10/31/1967 | Active | 41 | 0 | 0 | 0 | 0.00% | 40 | | 0 | | | N | | 0 | | |
| Exc Award (06/30/2018, 06/30/2024) | | | | | | | | | | | | | | | | | | |
| 19107 | ANNECY | 12/03/1952 | Active | 45 | 3 | 2 | 1 | 2.27% | 44 | 38 | 0 | | | | VP,SC | 23 | | |
| 50641 | ANNECY IMPERIAL | 06/12/1990 | Active | 26 | 0 | 2 | -2 | -7.14% | 28 | 14 | 1 | | | N | | 12 | \$3,134.64 | |
| Exc Award (06/30/2024) | | | | | | | | | | | | | | | | | | |
| 36475 | ANNECY LAC | 01/23/1979 | Active | 30 | 3 | 2 | 1 | 3.45% | 30 | 26 | 0 | | | N | | 11 | \$1,561.93 | |
| 19108 | ANNEMASSE-GENEVOIS | 11/21/1952 | Active | 33 | 0 | 1 | -1 | -2.94% | 35 | 60 | 1 | | | N | | 0 | \$162.05 | |
| 19169 | ANNONAY ARDECHE | 05/18/1960 | Active | 73 | 1 | 1 | 0 | 0.00% | 73 | 19 | 0 | | | N | | 0 | \$73.61 | |
| 105648 | ANNONAY ROCHE DES VENTS | 06/01/2009 | Active | 28 | 0 | 1 | -1 | -3.45% | 30 | 2 | 1 | | | N | | 11 | | |
| 43502 | AUBENAS BAS VIVARAIS | 02/08/1984 | Active | 22 | 1 | 1 | 0 | 0.00% | 22 | 5 | 2 | | | N | SC | 24+ | \$1,201.61 | |
| 49323 | AUBENAS PRIVAS | 03/18/1989 | Active | 19 | 1 | 0 | 1 | 5.56% | 17 | | 1 | | | IP | | 1 | \$419.61 | |
| 19174 | AUBENAS VALS DOYEN | 03/07/1957 | Active | 26 | 0 | 1 | -1 | -3.70% | 27 | 10 | 3 | | | N | M,SC | N/A | \$62.48 | |
| 68722 | BEAUMONT VAL D'ARTIERE | 04/28/2003 | Active | 16 | 2 | 3 | -1 | -5.88% | 19 | 19 | 0 | | | N | | 12 | \$156.73 | |
| 19113 | BELLEGARDE | 03/17/1962 | Active | 13 | 0 | 1 | -1 | -7.14% | 14 | 3 | 0 | | | N | M | 14 | \$324.10 | |
| 19116 | BELLEY | 10/05/1955 | Active | 17 | 1 | 1 | 0 | 0.00% | 18 | 3 | 0 | | | N | M,SC | 7 | \$520.64 | |
| 50533 | BOEN PAYS D'URFE | 05/16/1990 | Active | 15 | 0 | 1 | -1 | -6.25% | 16 | 25 | 0 | | | N | T,VP,SC | N/A | \$313.46 | |
| 42809 | BOURG EN BESSE BOURG-BROU | 06/29/1983 | Active | 19 | 1 | 1 | 0 | 0.00% | 20 | 31 | 1 | | | | M,VP | 11 | \$481.84 | |
| 50509 | BOURG EN BRESSE BOURG SPIRALES | 05/08/1990 | Active | 19 | 4 | 2 | 2 | 11.76% | 17 | 20 | 0 | | | N | SC | 10 | | |



Club Health Assessment for District 103CS through May 2025

|  | | | Status | Membership | | | | | | | Reports | | | | | Finance | | LCIF |
|--|---|--------------|---|-----------------------------|-------------------|---------------------|----------------|-----------------|---|--|---------------------------|-------------------------------------|------------------------------------|------------------------------|---|--|-----------------------------------|------|
| Club Number | Club Name | Charter Date | | Current Member Count | YTD Members Added | YTD Members Dropped | YTD Net Growth | YTD Net Growth% | Member Count 12 Months Ago | Avg. length of service for dropped members | Months Since Last MMR *** | Yrs. Since Last Officer Report | President Rotation | Vice President Reported **** | Months Since Last Activity Report *** | Account Balance | Donations for current Fiscal Year | |
| | | | Number of times on status quo within last two years | If below 15 members appears | | | | | If net loss is greater than 20% appears | | | If no report in 3 months appears in | When more than one year appears in | Number of repeat terms | Notes the officers that do not have an active | If no report at 12 months appears in red | | |
| 19115 | BOURGOIN PORTE DE L'ISERE | 03/03/1958 | Active | 34 | 1 | 1 | 0 | 0.00% | 35 | 30 | 1 | | | N | SC | 13 | | |
| 42296 | BRIOUDE Exc Award (06/30/2018) | 02/07/1983 | Active | 21 | 0 | 1 | -1 | -4.55% | 22 | 37 | 1 | | | N | | 5 | \$1,728.96 | |
| 59412 | CHAMALIÈRES DÔMES | 04/23/1997 | Active | 13 | 0 | 1 | -1 | -7.14% | 14 | 21 | 1 | | 2 | N | T,M | 11 | | |
| 30962 | CHAMBERY AIX LE REVARDE Exc Award (06/30/2019) | 06/17/1975 | Active | 32 | 3 | 1 | 2 | 6.67% | 30 | 24 | 0 | | | N | SC | 1 | \$1,678.52 | |
| 55010 | CHAMBERY AIX SABAUDIA Exc Award (06/30/2018) | 11/02/1993 | Active | 12 | 1 | 2 | -1 | -7.69% | 13 | 6 | 0 | | | | VP,SC | 1 | \$784.97 | |
| 19104 | CHAMBERY-AIX-LES-BAINS DOYN LC | 01/13/1951 | Active | 25 | 2 | 3 | -1 | -3.85% | 27 | 4 | 1 | | | N | | 2 | \$78.04 | |
| 154176 | Clermont Faille de limagne | 04/11/2023 | Active | 22 | 2 | 3 | -1 | -4.35% | 23 | 5 | 0 | | | N | | 11 | | |
| 19121 | CLERMONT FERRAND DOYEN | 02/16/1952 | Active | 30 | 3 | 2 | 1 | 3.45% | 30 | 25 | 0 | | | N | | 2 | | |
| 50062 | CLERMONT GERGOVIE | 12/27/1989 | Active | 16 | 1 | 2 | -1 | -5.88% | 17 | 25 | 0 | | | N | | 6 | \$1,002.31 | |
| 42810 | CLERMONT VOLCANS Exc Award (06/30/2018) | 06/29/1983 | Active | 22 | 2 | 1 | 1 | 4.76% | 21 | 29 | 0 | | | | VP | 24+ | \$313.46 | |
| 106901 | COURCHEVEL TARENDAISE | 11/19/2009 | Active | 23 | 0 | 0 | 0 | 0.00% | 23 | | 8 | | | N | | 10 | | |
| 53855 | COURNON D'AUVERGNE COUR RI D'A | 12/01/1992 | Active | 17 | 3 | 3 | 0 | 0.00% | 20 | 12 | 0 | | | N | | 6 | | |
| 54298 | CREST VAL DE DROME | 03/31/1993 | Active | 14 | 2 | 3 | -1 | -6.67% | 15 | 31 | 5 | | 2 | | VP,SC | 24+ | | |
| 42297 | DE DOMBES | 02/07/1983 | Active | 9 | 0 | 0 | 0 | 0.00% | 9 | | 1 | | 2 | | VP,SC | 4 | | |
| 35773 | FAUCIGNY Exc Award (06/30/2023) | 06/26/1978 | Active | 34 | 2 | 0 | 2 | 6.25% | 32 | | 1 | | | N | | 11 | | |
| 46052 | GRENOBLE DAUPHINS | 04/30/1986 | Active | 17 | 0 | 1 | -1 | -5.56% | 18 | 13 | 0 | | | | VP | 24 | \$1,768.49 | |
| 19127 | GRENOBLE DOYEN | 01/15/1953 | Active | 38 | 0 | 1 | -1 | -2.56% | 39 | 3 | 1 | | | N | | 6 | \$1,016.37 | |
| 55747 | GRENOBLE PORTE DE FRANCE | 05/19/1994 | Active | 14 | 1 | 0 | 1 | 7.69% | 16 | | 2 | | | N | | 16 | \$1,417.02 | |
| 19126 | GRENOBLE STENDHAL OLYMPIQUE | 01/31/1972 | Active | 9 | 0 | 0 | 0 | 0.00% | 9 | | 3 | | | | VP | 24+ | \$891.23 | |
| 19130 | ISSOIRE | 06/16/1966 | Active | 32 | 1 | 1 | 0 | 0.00% | 32 | 12 | 1 | | | N | | 11 | \$2,096.47 | |



Club Health Assessment for District 103CS through May 2025

| Club Number | Club Name | Charter Date | Status | Membership | | | | | | | Reports | | | | | Finance | LCIF |
|-------------|------------------------------------|--------------|---|-----------------------------|-------------------|---------------------|----------------|---|----------------------------|--------------------------------|-------------------------------------|------------------------------------|------------------------|---|---------------------------------------|-----------------|-----------------------------------|
| | | | | Current Member Count | YTD Members Added | YTD Members Dropped | YTD Net Growth | YTD Net Growth% | Member Count 12 Months Ago | Avg. length of service members | Months Since Last MMR *** | Yrs. Since Last Officer Report | President Rotation | Vice President Reported **** | Months Since Last Activity Report *** | Account Balance | Donations for current Fiscal Year |
| | | | Number of times on status quo within last two years | If below 15 members appears | | | | If net loss is greater than 20% appears | | | If no report in 3 months appears in | When more than one year appears in | Number of repeat terms | Notes the officers that do not have an active | If no report at 12 months red | | |
| 34212 | LA BOURBOULE SANCY L C | 06/27/1977 | Active | 16 | 0 | 3 | -3 | -15.79% | 19 | 16 | 0 | | 2 | VP | 24+ | | |
| 147783 | La Tour Collines Du Dauphine | 08/25/2021 | Active | 21 | 0 | 2 | -2 | -8.70% | 23 | 10 | 0 | | | N | 24 | | \$525.79 |
| 31465 | LE FOREZ MONTBRISON | 12/30/1975 | Active | 34 | 10 | 0 | 10 | 41.67% | 26 | | 0 | | | N | 3 | | \$1,204.96 |
| | Exc Award (06/30/2023) | | | | | | | | | | | | | | | | |
| 19199 | LE PUY EN VELAY | 11/16/1957 | Active | 36 | 1 | 3 | -2 | -5.26% | 38 | 12 | 0 | | | N | 11 | | \$313.46 |
| 64494 | LYON AEROPORT | 06/30/2001 | Active | 20 | 1 | 2 | -1 | -4.76% | 21 | 21 | 0 | | | N | 7 | | \$324.10 |
| 146281 | Lyon Avenir | 06/01/2021 | Active | 20 | 1 | 0 | 1 | 5.26% | 19 | | 0 | | | N | 2 | | |
| 30076 | LYON BELLECOUR ET SUD | 12/30/1974 | Active | 43 | 3 | 8 | -5 | -10.42% | 46 | 8 | 0 | | | N | 5 | | \$1,481.58 |
| 31629 | LYON BROTTAUX PART-DIEU | 01/28/1976 | Active | 16 | 1 | 0 | 1 | 6.67% | 16 | | 0 | | | N | 3 | | \$52.06 |
| 19136 | LYON CLUB DOYEN | 06/02/1953 | Active | 26 | 2 | 2 | 0 | 0.00% | 26 | 21 | 0 | | | R | 19 | | \$1,798.91 |
| 65409 | LYON CONFLUENCES NEW CENTURY | 05/30/2002 | Active | 15 | 0 | 0 | 0 | 0.00% | 15 | | 1 | | | N | 24+ | | |
| 19138 | LYON EST | 10/06/1964 | Active | 18 | 0 | 1 | -1 | -5.26% | 19 | 13 | 1 | | | N | 12 | | \$1,041.28 |
| 34213 | LYON HORIZON | 06/27/1977 | Active | 28 | 6 | 3 | 3 | 12.00% | 25 | 21 | 0 | | 2 | N | 3 | | \$2,563.07 |
| 44855 | LYON LAFAYETTE | 04/08/1985 | Active | 14 | 1 | 0 | 1 | 7.69% | 13 | | 0 | | | VP,SC | 0 | | \$156.73 |
| 31216 | LYON MONT D'OR | 09/29/1975 | Active | 25 | 5 | 3 | 2 | 8.70% | 23 | 5 | 0 | | | N | 11 | | \$1,051.58 |
| 35377 | LYON VAL D'AZERGUES L C | 04/17/1978 | Active | 21 | 0 | 1 | -1 | -4.55% | 22 | 3 | 0 | | 2 | | VP | 11 | \$313.46 |
| 19141 | LYON WEST | 01/27/1960 | Active | 56 | 1 | 2 | -1 | -1.75% | 57 | 41 | 0 | | | N | 2 | | \$4,819.87 |
| 84621 | LYON-CHARBONNIERES | 04/06/2005 | Active | 20 | 0 | 4 | -4 | -16.67% | 22 | 5 | 0 | | | N | 11 | | \$2,076.26 |
| 124740 | Meylan Belledonne | 04/22/2015 | Active | 11 | 2 | 0 | 2 | 22.22% | 10 | | 0 | | | VP | 11 | | \$930.32 |
| 19143 | MONT BLANC | 03/07/1956 | Active | 29 | 1 | 0 | 1 | 3.57% | 28 | | 1 | | | N | 1 | | \$4,192.94 |
| | Exc Award (06/30/2019) | | | | | | | | | | | | | | | | |
| 19207 | MONTELMAR MISTRAL | 05/11/1956 | Active | 24 | 4 | 2 | 2 | 9.09% | 23 | 2 | 0 | | | N | 11 | | \$2,361.04 |
| 43158 | MONTELMAR RIVES DU RHONE | 11/08/1983 | Active | 29 | 2 | 1 | 1 | 3.57% | 26 | 37 | 1 | | | R | 5 | | \$2,248.94 |
| | Exc Award (06/30/2017, 06/30/2023) | | | | | | | | | | | | | | | | |
| 19157 | MONT BEAUJOLAIS L C | 02/08/1957 | Active | 10 | 1 | 1 | 0 | 0.00% | 9 | 5 | 0 | | 2 | N | 23 | | |



Club Health Assessment for District 103CS through May 2025

| | | | Status | Membership | | | | | | | Reports | | | | | Finance | LCIF |
|-------------|------------------------------------|--------------|---|-----------------------------|-------------------|---------------------|----------------|---|----------------------------|--|-------------------------------------|------------------------------------|------------------------|---|---------------------------------------|-----------------|-----------------------------------|
| Club Number | Club Name | Charter Date | | Current Member Count | YTD Members Added | YTD Members Dropped | YTD Net Growth | YTD Net Growth% | Member Count 12 Months Ago | Avg. length of service for dropped members | Months Since Last MMR *** | Yrs. Since Last Officer Report | President Rotation | Vice President Reported **** | Months Since Last Activity Report *** | Account Balance | Donations for current Fiscal Year |
| | | | Number of times on status quo within last two years | If below 15 members appears | | | | If net loss is greater than 20% appears | | | If no report in 3 months appears in | When more than one year appears in | Number of repeat terms | Notes the officers that do not have an active | If no report at 12 months red | | |
| 45593 | NEUVILLE VAL DE SAONE | 12/30/1985 | Active | 29 | 0 | 2 | -2 | -6.45% | 30 | 14 | 1 | | | N | 24+ | | \$8,174.61 |
| 53156 | OYONNAX NANTUA SECILI | 05/27/1992 | Active(1) | 7 | 0 | 1 | -1 | -12.50% | 8 | 33 | 0 | | 2 | N | T,M,SC | 11 | \$156.73 |
| 19151 | PEROUGES | 12/03/1957 | Active | 21 | 2 | 1 | 1 | 5.00% | 20 | 19 | 1 | | | N | | 2 | \$525.79 |
| | Exc Award (06/30/2018) | | | | | | | | | | | | | | | | |
| 36476 | PONT LA TOUR L C | 01/31/1979 | Active | 13 | 0 | 2 | -2 | -13.33% | 14 | 6 | 1 | | | IP | | 1 | \$1,466.19 |
| | Exc Award (06/30/2023) | | | | | | | | | | | | | | | | |
| 19153 | RIOM | 02/16/1968 | Active | 16 | 1 | 2 | -1 | -5.88% | 17 | 13 | 0 | | | N | | 0 | \$1,153.42 |
| | Exc Award (06/30/2023) | | | | | | | | | | | | | | | | |
| 19216 | ROANNE | 10/16/1957 | Active | 25 | 2 | 0 | 2 | 8.70% | 23 | | 0 | | | N | | 1 | \$1,048.23 |
| 19221 | SAINT ETIENNE EUROPE TROIS VALLEES | 04/27/1966 | Active | 47 | 24 | 5 | 19 | 67.86% | 29 | 8 | 0 | | | N | | 12 | \$1,521.58 |
| 36727 | SAINT ETIENNE MONT PILAT | 03/19/1979 | Active | 21 | 0 | 0 | 0 | 0.00% | 22 | | 1 | | | N | SC | 13 | \$736.11 |
| 32013 | SAINT PERAY GUILHERAND GRANGES | 04/06/1976 | Active | 28 | 4 | 0 | 4 | 16.67% | 25 | | 1 | | | N | M | 7 | |
| 68961 | SAVOIE LAMARTINE | 06/11/2003 | Active | 13 | 0 | 1 | -1 | -7.14% | 13 | 11 | 1 | | | | S,VP | 5 | \$315.48 |
| 43503 | ST JEAN DE MAURIENNE VAL D ARC | 02/08/1984 | Active | 13 | 2 | 2 | 0 | 0.00% | 13 | 5 | 0 | | | | VP,SC | 9 | \$797.20 |
| 19224 | ST VALLIER ST RAMBERT | 06/29/1970 | Active | 17 | 8 | 1 | 7 | 70.00% | 10 | 31 | 0 | | 2 | N | M,SC | 11 | |
| 19229 | TAIN TOURNON L C | 04/17/1967 | Active | 8 | 1 | 11 | -10 | -55.56% | 20 | 12 | 0 | | | | VP | 8 | \$472.21 |
| 19156 | THIERS | 03/01/1955 | Active | 32 | 3 | 3 | 0 | 0.00% | 34 | 11 | 0 | | | N | | N/A | \$162.05 |
| 62898 | THONON LAC ET MONTAGNES | 03/13/2000 | Active | 30 | 2 | 1 | 1 | 3.45% | 29 | 25 | 0 | | | N | | 11 | |
| 19158 | THONON-EVIAN-LES-BAINS | 01/22/1953 | Active | 34 | 1 | 2 | -1 | -2.86% | 35 | 5 | 0 | | | N | VP | 11 | \$55.41 |
| 19159 | TREVOUX | 11/25/1957 | Active | 17 | 2 | 2 | 0 | 0.00% | 17 | 2 | 0 | | | N | | 3 | \$420.64 |
| 40642 | VALENCE DAUPHIN | 12/15/1981 | Active | 33 | 4 | 1 | 3 | 10.00% | 31 | 6 | 0 | | | N | | 5 | \$3,190.75 |
| | Exc Award (06/30/2024) | | | | | | | | | | | | | | | | |
| 48210 | VALENCE DEUX RIVES | 03/07/1988 | Active | 18 | 0 | 4 | -4 | -18.18% | 22 | 13 | 0 | | | N | M,SC | 11 | \$525.79 |
| 19232 | VALENCE DROME | 10/22/1951 | Active | 33 | 1 | 2 | -1 | -2.94% | 32 | 18 | 1 | | | N | | 7 | \$728.90 |
| 136234 | Valence Romans Horizons | 08/17/2018 | Cancelled(6*) | 0 | 0 | 0 | 0 | 0.00% | 13 | | 9 | 1 | None | | P,S,T,M,VP SC | 23 | |



Club Health Assessment for District 103CS through May 2025

| Club Number | Club Name | Charter Date | Status | Membership | | | | | | | Reports | | | | | Finance | LCIF |
|-------------|-------------------------|--------------|---|-----------------------------|-------------------|---------------------|----------------|---|----------------------------|--|-------------------------------------|------------------------------------|------------------------|---|--|-----------------|-----------------------------------|
| | | | | Current Member Count | YTD Members Added | YTD Members Dropped | YTD Net Growth | YTD Net Growth% | Member Count 12 Months Ago | Avg. length of service for dropped members | Months Since Last MMR *** | Yrs. Since Last Officer Report | President Rotation | Vice President Reported **** | Months Since Last Activity Report *** | Account Balance | Donations for current Fiscal Year |
| | | | Number of times on status quo within last two years | If below 15 members appears | | | | If net loss is greater than 20% appears | | | If no report in 3 months appears in | When more than one year appears in | Number of repeat terms | Notes the officers that do not have an active | If no report at 12 months appears in red | | |
| 19163 | VIENNE | 03/01/1958 | Active | 14 | 0 | 1 | -1 | -6.67% | 15 | 20 | 2 | | | S,VP | 13 | | |
| 119234 | VIENNE LES 7 COLLINES | 04/25/2013 | Active | 17 | 0 | 1 | -1 | -5.56% | 15 | 4 | 0 | | 2 | N | 11 | | |
| 39424 | VILLAGES BEAUJOLAIS L C | 02/27/1981 | Active | 22 | 3 | 2 | 1 | 4.76% | 21 | 12 | 0 | | | N | 1 | | \$2,092.87 |
| 19164 | VILLEFRANCHE | 05/12/1956 | Active | 40 | 2 | 3 | -1 | -2.44% | 41 | 3 | 0 | | 2 | N | 8 | | \$2,092.87 |
| | Exc Award (06/30/2023) | | | | | | | | | | | | | | | | |
| 35591 | VOIRON | 05/26/1978 | Active | 27 | 3 | 2 | 1 | 3.85% | 27 | 42 | 1 | | | N | 6 | | \$44.69 |

Clubs Cancelled Previous Fiscal Year – Clubs Cancelled within last 12 months may be reinstated

| Club Number | Club Name | Charter Date | Current Status* | Cancellation Date |
|-------------|-----------------------|--------------|-----------------|-------------------|
| 19217 | ROMANS-BOURG DE PEAGE | 03/10/1969 | Cancelled(6*) | 07/29/2023 |

| Current Total Clubs Count | YTD New Clubs Count | YTD Cancelled Clubs Count | YTD Net Club Gain | Current Total Members Count | YTD Add | YTD Drop | YTD Net Growth | YTD Net Growth % | Member Count 12 Months Ago | Average Member Count Per Club | % of Clubs with less than 20 members | % No MMR in 3 Months | % No Officer Report in 12 Months | % of Clubs with balance 90+ days | Number of Clubs in Status Quo | % Status Quo Clubs in Financial Suspension | Number of Cancelled Clubs | Average Cancelled Club Age | Members Lost Due to Cancellation | % of Clubs Cancelled for Non-Financial Reasons |
|---------------------------|---------------------|---------------------------|-------------------|-----------------------------|---------|----------|----------------|------------------|----------------------------|-------------------------------|--------------------------------------|----------------------|----------------------------------|----------------------------------|-------------------------------|--|---------------------------|----------------------------|----------------------------------|--|
| 87 | 1 | 1 | 0 | 2,061 | 176 | 141 | 35 | 1.73% | 2,053 | 24 | 41% | 5% | 0% | 0% | 0 | 0% | 1 | 60 | 0 | 100% |

* - P - Priority Club. Cancellation Reasons: 1-Objectives/conduct, 2-Non-active club, 5-Non-existing club, 6-Disbanding, 7-Merger, 8-Financial Suspension, 9-District/Multiple District Dues.

** - Abbreviation: P-President, S-Secretary, T-Treasurer, M-Member Chairperson, VP-First Vice President, MC-Communications Chairperson, SC-Service Chairperson

*** - Abbreviation: N/R - Never reported using the Lions Clubs website, N/A - Not applicable, No password registered for the Lions Clubs website.

**** - Abbreviation: N - New, IP - Immediate Past, R - Repeat.



Club Health Assessment for District 103CW through May 2025

| | | | Status | Membership | | | | | | | Reports | | | | | Finance | LCIF | |
|-------------------------------|-------------------------------|--------------|---|-----------------------------|-------------------|---------------------|----------------|-----------------|---|--|---------------------------|-------------------------------------|------------------------------------|------------------------------|---|--|-----------------------------------|--|
| Club Number | Club Name | Charter Date | | Current Member Count | YTD Members Added | YTD Members Dropped | YTD Net Growth | YTD Net Growth% | Member Count 12 Months Ago | Avg. length of service for dropped members | Months Since Last MMR *** | Yrs. Since Last Officer Report | President Rotation | Vice President Reported **** | Months Since Last Activity Report *** | Account Balance | Donations for current Fiscal Year | |
| | | | Number of times on status quo within last two years | If below 15 members appears | | | | | If net loss is greater than 20% appears | | | If no report in 3 months appears in | When more than one year appears in | Number of repeat terms | Notes the officers that do not have an active | If no report at 12 months appears in red | | |
| Clubs less than two years old | | | | | | | | | | | | | | | | | | |
| 156820 | Challans Sable et Marais | 12/11/2023 | Active | 15 | 3 | 1 | 2 | 15.38% | 14 | 6 | 0 | | 2 | R | 14 | 90+ Days | \$216.91 | |
| 171919 | Cognac Passion Oenologie | 05/30/2024 | Active | 14 | 2 | 8 | -6 | -30.00% | 20 | 1 | 0 | | None | P,S,M,VP,SC | N/R | | | |
| 154900 | Confolens Val de Vienne | 06/22/2023 | Active | 17 | 3 | 0 | 3 | 21.43% | 18 | | 1 | | | VP | 6 | | | |
| 156103 | Cozes en Saintonge | 11/20/2023 | Active | 13 | 3 | 2 | 1 | 8.33% | 12 | 2 | 0 | | 2 | VP,SC | N/A | | \$1,115.08 | |
| 157122 | Cussac-Oradour Ouest Limousin | 01/19/2024 | Active | 24 | 4 | 1 | 3 | 14.29% | 21 | 20 | 0 | | | N VP | N/R | | \$670.24 | |
| 178380 | Limousin Automobile | 09/16/2024 | Active | 18 | 24 | 6 | 18 | 100.00% | 0 | 1 | 0 | | | M,VP,SC | N/R | | 90+ Days | |
| 182151 | Limousin Partage et Papilles | 05/06/2025 | Newly Chartered | 18 | 20 | 2 | 18 | 100.00% | 0 | 0 | 0 | | | VP,SC | N/R | | | |
| Clubs more than two years old | | | | | | | | | | | | | | | | | | |
| 43901 | AIXE SUR VIENNE | 05/30/1984 | Active | 10 | 0 | 2 | -2 | -16.67% | 14 | 25 | 1 | | | N S,SC | 8 | 90+ Days | | |
| 19287 | ANGOULEME DOYEN | 09/25/1956 | Active | 22 | 2 | 6 | -4 | -15.38% | 26 | 11 | 0 | | | N M | 5 | | \$1,084.57 | |
| 49324 | ANGOULEME MARGUERITE | 03/20/1989 | Active | 19 | 1 | 1 | 0 | 0.00% | 19 | 11 | 0 | | | N SC | 11 | | \$210.32 | |
| 59858 | ANGOULEME RENAISSANCE | 07/07/1997 | Active | 19 | 0 | 0 | 0 | 0.00% | 19 | | 1 | | | N | 0 | | \$1,051.58 | |
| 19288 | ANGOULEME VALOIS | 04/06/1970 | Active | 18 | 1 | 2 | -1 | -5.26% | 19 | 5 | 1 | | | S,VP,SC | 15 | | | |
| 41519 | AUBUSSON | 06/21/1982 | Active | 12 | 4 | 2 | 2 | 20.00% | 10 | 1 | 0 | | | N SC | 8 | | | |
| 37841 | BELLAC GARTEMPE | 12/18/1979 | Active | 19 | 1 | 3 | -2 | -9.52% | 22 | 8 | 0 | | | N SC | 0 | 90+ Days | \$535.40 | |
| Exc Award (06/30/2023) | | | | | | | | | | | | | | | | | | |
| 105151 | BOURGANEUF | 04/03/2009 | Active | 9 | 2 | 1 | 1 | 12.50% | 8 | 6 | 0 | | 2 | VP,SC | 6 | | \$167.26 | |
| Exc Award (06/30/2023) | | | | | | | | | | | | | | | | | | |
| 55412 | BOUSSAC | 03/18/1994 | Active | 13 | 1 | 1 | 0 | 0.00% | 13 | 1 | 3 | | None | P,T,M,VP,SC | 6 | | \$905.39 | |
| 19302 | BRESSUIRE | 11/23/1965 | Active | 24 | 3 | 0 | 3 | 14.29% | 22 | | 1 | | | N | 5 | 90+ Days | | |
| 138331 | Châtelailon-Plage | 05/29/2019 | Active | 27 | 5 | 3 | 2 | 8.00% | 25 | 5 | 0 | | | IP | 6 | 90+ Days | | |
| 19304 | CHATELLERAULT | 06/27/1956 | Active | 18 | 2 | 1 | 1 | 5.88% | 17 | 0 | 1 | | | N SC | 12 | 90+ Days | | |
| 19305 | CHATELLERAULT FUTURSCOPE | 01/15/1974 | Active | 17 | 2 | 2 | 0 | 0.00% | 17 | 7 | 1 | | | VP | 3 | | | |
| 37168 | CHAUVIGNY | 05/29/1979 | Active | 5 | 0 | 1 | -1 | -16.67% | 6 | 1 | 0 | | 2 | VP,SC | 3 | | | |



Club Health Assessment for District 103CW through May 2025

| | | | Status | Membership | | | | | | | Reports | | | | | Finance | LCIF | |
|------------------------------------|----------------------------------|--------------|---|-----------------------------|-------------------|---------------------|----------------|---|----------------------------|--|-------------------------------------|------------------------------------|------------------------|------------------------------|---|--|-----------------------------------|------------|
| Club Number | Club Name | Charter Date | | Current Member Count | YTD Members Added | YTD Members Dropped | YTD Net Growth | YTD Net Growth% | Member Count 12 Months Ago | Avg. length of service for dropped members | Months Since Last MMR *** | Yrs. Since Last Officer Report | President Rotation | Vice President Reported **** | Months Since Last Activity Report *** | Account Balance | Donations for current Fiscal Year | |
| | | | Number of times on status quo within last two years | If below 15 members appears | | | | If net loss is greater than 20% appears | | | If no report in 3 months appears in | When more than one year appears in | Number of repeat terms | | Notes the officers that do not have an active | If no report at 12 months appears in red | | |
| 19306 | COGNAC JARNAC L C | 09/26/1956 | Active | 26 | 1 | 3 | -2 | -7.14% | 28 | 16 | 0 | | | N | M | 16 | | \$542.28 |
| 50153 | COGNAC JEANNE D'ALBRET | 02/05/1990 | Active | 17 | 1 | 1 | 0 | 0.00% | 17 | 7 | 1 | | | N | SC | 5 | | \$3,259.92 |
| 43763 | CUSSAC VAL DE TARDOIRE | 04/09/1984 | Active | 17 | 3 | 0 | 3 | 21.43% | 14 | | 0 | | | N | | 11 | | \$900.24 |
| Exc Award (06/30/2018) | | | | | | | | | | | | | | | | | | |
| 38652 | FONTENAY-BAS POITOU L C | 06/12/1980 | Active | 20 | 2 | 0 | 2 | 11.11% | 19 | | 1 | | | N | | 11 | | |
| 19254 | GUERET CREUSE | 03/08/1957 | Active | 21 | 1 | 4 | -3 | -12.50% | 25 | 4 | 0 | | | N | | 0 | | |
| Exc Award (06/30/2018, 06/30/2023) | | | | | | | | | | | | | | | | | | |
| 46735 | ILE DE RE | 12/15/1986 | Active | 23 | 1 | 3 | -2 | -8.00% | 25 | 14 | 1 | | | N | P | 11 | | \$5,336.28 |
| 32742 | ILE D'OLERON | 09/21/1976 | Active | 16 | 3 | 0 | 3 | 23.08% | 16 | | 1 | | | | P,M,VP,SC | 24+ | 90+ Days | \$2,125.85 |
| 59999 | ISLE VAL DE L'AURENCE | 10/01/1997 | Active | 22 | 3 | 1 | 2 | 10.00% | 20 | 12 | 0 | | 2 | N | | 2 | | \$784.84 |
| Exc Award (06/30/2018, 06/30/2023) | | | | | | | | | | | | | | | | | | |
| 33556 | JONZAC | 03/31/1977 | Active | 19 | 0 | 0 | 0 | 0.00% | 18 | | 1 | | 2 | | VP | 2 | | \$1,084.57 |
| 19310 | LA ROCHE SUR YON | 04/01/1958 | Active | 36 | 3 | 7 | -4 | -10.00% | 39 | 25 | 0 | | | N | T | 11 | 90+ Days | \$1,626.85 |
| 19309 | LA ROCHELLE | 01/31/1957 | Active | 39 | 5 | 2 | 3 | 8.33% | 38 | 9 | 0 | | | | VP | 6 | 90+ Days | \$2,125.85 |
| 82393 | LA ROCHELLE AUNIS | 06/30/2004 | Active | 17 | 4 | 1 | 3 | 21.43% | 14 | 16 | 0 | | | N | | 1 | | \$1,811.94 |
| 32961 | LA ROCHELLE OCEAN | 11/10/1976 | Active | 41 | 4 | 2 | 2 | 5.13% | 42 | 24 | 0 | | | N | | 3 | 90+ Days | \$2,125.85 |
| 60658 | LA ROCHELLE PERNELLE AUFFREDY | 04/16/1998 | Active | 9 | 0 | 3 | -3 | -25.00% | 12 | 5 | 1 | | | | VP,SC | 1 | | |
| 34972 | LA SOUTERRAINE | 01/31/1978 | Active | 26 | 2 | 0 | 2 | 8.33% | 23 | | 1 | | | N | | 0 | 90+ Days | \$1,610.36 |
| 134619 | La Tremblade-Presqu?île d'Arvert | 04/25/2018 | Active | 7 | 0 | 0 | 0 | 0.00% | 8 | | 1 | | 2 | N | | 0 | | \$104.64 |
| 19313 | LES HERBIERS | 04/20/1966 | Active | 24 | 3 | 0 | 3 | 14.29% | 22 | | 0 | | | N | P | 0 | 90+ Days | \$2,971.87 |
| 19314 | LES SABLES D OLNNE | 07/16/1957 | Active | 45 | 3 | 2 | 1 | 2.27% | 45 | 28 | 1 | | | N | P | 5 | | \$4,249.23 |
| 19258 | LIMOGES BRIANCE | 10/22/1971 | Active | 14 | 0 | 3 | -3 | -17.65% | 17 | 12 | 0 | | | | VP,SC | 11 | | |
| 47872 | LIMOGES CELADON | 11/16/1987 | Active | 24 | 2 | 0 | 2 | 9.09% | 23 | | 0 | | | N | VP | 1 | | \$2,438.52 |
| Exc Award (06/30/2018, 06/30/2020) | | | | | | | | | | | | | | | | | | |
| 52948 | LIMOGES RENAISSANCE | 04/23/1992 | Active | 21 | 1 | 0 | 1 | 5.00% | 20 | | 0 | | | N | M,SC | 6 | 90+ Days | \$702.76 |
| Exc Award (06/30/2018) | | | | | | | | | | | | | | | | | | |



Club Health Assessment for District 103CW through May 2025

| | | | Status | Membership | | | | | | | Reports | | | | | Finance | LCIF |
|--|--------------------------------|--------------|---|-----------------------------|-------------------|---------------------|----------------|-----------------|---|--|---------------------------|-------------------------------------|------------------------------------|------------------------------|--|-------------------------------|-----------------------------------|
| Club Number | Club Name | Charter Date | | Current Member Count | YTD Members Added | YTD Members Dropped | YTD Net Growth | YTD Net Growth% | Member Count 12 Months Ago | Avg. length of service for dropped members | Months Since Last MMR *** | Yrs. Since Last Officer Report | President Rotation | Vice President Reported **** | Months Since Last Activity Report *** | Account Balance | Donations for current Fiscal Year |
| | | | Number of times on status quo within last two years | If below 15 members appears | | | | | If net loss is greater than 20% appears | | | If no report in 3 months appears in | When more than one year appears in | Number of repeat terms | Notes the officers that do not have appears in an active | If no report at 12 months red | |
| 37593 | LIMOGES SAINT MARTIAL | 10/04/1979 | Active | 30 | 3 | 1 | 2 | 7.14% | 28 | 2 | 1 | | | N | 6 | | \$2,083.40 |
| Exc Award (06/30/2018) | | | | | | | | | | | | | | | | | |
| 19316 | LOUDUN | 03/24/1972 | Active | 20 | 6 | 0 | 6 | 42.86% | 15 | | 1 | | | N | 0 | | \$481.18 |
| 19318 | LUCON | 06/11/1965 | Active | 22 | 1 | 1 | 0 | 0.00% | 22 | 9 | 1 | | | N | 8 | | \$5,950.33 |
| 32640 | LUSSAC-LES-CHATEAUX VAL DE V G | 07/28/1976 | Active | 16 | 0 | 1 | -1 | -5.88% | 17 | 29 | 0 | | | N | 6 | | |
| 35774 | MARENNES | 06/26/1978 | Active | 20 | 2 | 1 | 1 | 5.26% | 19 | 36 | 0 | | | N | 6 | 90+ Days | \$3,405.09 |
| Exc Award (06/30/2019, 06/30/2021, 06/30/2022) | | | | | | | | | | | | | | | | | |
| 43762 | MELLE-PAYS MELLOIS | 04/27/1984 | Active | 11 | 0 | 1 | -1 | -8.33% | 14 | 41 | 0 | | | N | SC | 12 | |
| 19323 | MONTAIGU | 05/29/1970 | Active | 18 | 0 | 0 | 0 | 0.00% | 18 | | 5 | | | N | | 0 | \$841.27 |
| 140443 | Montbron Bandiat-Tardoire | 01/06/2020 | Active | 19 | 5 | 5 | 0 | 0.00% | 19 | 3 | 0 | | 2 | R | P | 15 | \$315.48 |
| 62535 | NIORT DONJON | 12/01/1999 | Active | 18 | 0 | 4 | -4 | -18.18% | 22 | 9 | 1 | | | N | M,SC | 0 | \$1,412.70 |
| 19325 | NIORT DOYEN | 03/02/1961 | Active | 24 | 2 | 1 | 1 | 4.35% | 23 | 20 | 0 | | | N | | 0 | 90+ Days \$3,251.23 |
| 41520 | NIORT VENISE VERTE | 06/09/1982 | Active | 16 | 3 | 0 | 3 | 23.08% | 14 | | 1 | | | | VP | 13 | 90+ Days \$520.24 |
| 127261 | Oradour Sur Glane | 04/12/2016 | Active | 9 | 1 | 0 | 1 | 12.50% | 8 | | 2 | | | R | SC | 11 | 90+ Days \$312.39 |
| 19327 | PARTHENAY | 03/07/1959 | Active | 17 | 0 | 0 | 0 | 0.00% | 17 | | 0 | | | N | SC | 3 | \$1,041.28 |
| 19333 | POITIERS | 09/17/1957 | Active | 28 | 3 | 1 | 2 | 7.69% | 26 | 18 | 1 | | | N | | N/R | |
| 67462 | POITIERS ALIENOR D'AQUITAINE | 03/11/2003 | Active | 14 | 1 | 0 | 1 | 7.69% | 13 | | 0 | | | N | M | 6 | \$55.75 |
| 19334 | POITIERS VAL DE BOIVR | 03/20/1970 | Active | 32 | 3 | 1 | 2 | 6.67% | 30 | 0 | 0 | | | N | SC | 6 | 90+ Days \$1,382.65 |
| 145607 | Pons Haute Saintonge Ouest | 03/10/2021 | Active | 23 | 1 | 0 | 1 | 4.55% | 23 | | 1 | | | N | SC | 13 | \$1,239.25 |
| 149737 | Pont L Abbe D Arnoult | 01/31/2022 | Active | 14 | 0 | 1 | -1 | -6.67% | 13 | 3 | 0 | | 3 | N | | N/R | |
| 34032 | POUZAUGES BOCAGE L C | 06/07/1977 | Active | 13 | 0 | 0 | 0 | 0.00% | 13 | | 0 | | | N | SC | 12 | |
| 19336 | ROCHEFORT-SUR-MER | 10/29/1955 | Active | 30 | 3 | 3 | 0 | 0.00% | 28 | 6 | 0 | | | N | P | 3 | \$854.67 |
| 44857 | ROUILLAC | 04/18/1985 | Active | 19 | 2 | 3 | -1 | -5.00% | 20 | 9 | 1 | | | N | | 1 | \$1,084.57 |
| 60337 | ROYAN COTE ATLANTIQUE | 02/04/1998 | Active | 14 | 4 | 6 | -2 | -12.50% | 17 | 16 | 0 | | | | VP,SC | 13 | 90+ Days \$208.54 |
| 19337 | ROYAN DOYEN | 01/20/1956 | Active | 33 | 6 | 3 | 3 | 10.00% | 30 | 14 | 1 | | | N | T,SC | 11 | \$50.00 |



Club Health Assessment for District 103CW through May 2025

| | | | Status | Membership | | | | | | | Reports | | | | | Finance | LCIF | |
|--|----------------------------|--------------|---|-----------------------------|-------------------|---------------------|----------------|-----------------|---|--|---------------------------|-------------------------------------|------------------------------------|------------------------------|---|--|-----------------------------------|--|
| Club Number | Club Name | Charter Date | | Current Member Count | YTD Members Added | YTD Members Dropped | YTD Net Growth | YTD Net Growth% | Member Count 12 Months Ago | Avg. length of service for dropped members | Months Since Last MMR *** | Yrs. Since Last Officer Report | President Rotation | Vice President Reported **** | Months Since Last Activity Report *** | Account Balance | Donations for current Fiscal Year | |
| | | | Number of times on status quo within last two years | If below 15 members appears | | | | | If net loss is greater than 20% appears | | | If no report in 3 months appears in | When more than one year appears in | Number of repeat terms | Notes the officers that do not have an active | If no report at 12 months appears in red | | |
| 33439 | SAINT JUNIEN | 03/16/1977 | Active | 21 | 0 | 0 | 0 | 0.00% | 18 | | 1 | | | N | 11 | 90+ Days | \$3,269.17 | |
| 31662 | SAINT YRIEIX | 02/03/1976 | Active | 13 | 0 | 4 | -4 | -23.53% | 18 | 8 | 1 | | | N | 7 | | | |
| 19341 | SAINTES CHARENTE | 10/27/1955 | Active | 20 | 0 | 0 | 0 | 0.00% | 20 | | 0 | | | N | 8 | | | |
| 84049 | SAINTES VALLEE ROMANE | 11/02/2004 | Active | 15 | 1 | 4 | -3 | -16.67% | 19 | 1 | 1 | | | N | 0 | | | |
| 37956 | SAINT-GILLES CROIX DE VIE | 01/18/1980 | Active | 31 | 4 | 0 | 4 | 14.81% | 29 | | 0 | | | N | 6 | | | |
| Exc Award (06/30/2016) | | | | | | | | | | | | | | | | | | |
| 51024 | SAUJON VALLEE DE LA SEUDRE | 10/31/1990 | Active | 18 | 2 | 0 | 2 | 12.50% | 13 | | 0 | | 2 | N | 0 | | | |
| 55506 | SOLIGNAC EN LIMOUSIN | 04/07/1994 | Active | 17 | 0 | 0 | 0 | 0.00% | 18 | | 1 | | | N | 5 | | | |
| 19339 | ST JEAN DANGELY | 02/01/1962 | Active | 27 | 1 | 1 | 0 | 0.00% | 26 | 42 | 0 | | | N | 0 | | | |
| Exc Award (06/30/2023, 06/30/2024, 06/30/2025) | | | | | | | | | | | | | | | | | | |
| 44989 | ST LEONARD DE NOBLAT | 05/30/1985 | Active | 19 | 0 | 0 | 0 | 0.00% | 19 | | 0 | | 2 | N | 5 | | | |
| 34971 | TALMONT JARD LA TRANCHE | 01/31/1978 | Active | 11 | 3 | 0 | 3 | 37.50% | 8 | | 2 | | 2 | R | 24+ | 90+ Days | | |
| 19349 | THOUARS PAYS THOUARSAIS | 12/12/1970 | Active | 18 | 2 | 0 | 2 | 12.50% | 16 | | 0 | | | N | 11 | | | |
| 28148 | VAL DE SEVRE | 03/28/1974 | Active | 20 | 0 | 0 | 0 | 0.00% | 20 | | 2 | | | VP | 11 | | | |

Clubs Cancelled Previous Fiscal Year – Clubs Cancelled within last 12 months may be reinstated

| Club Number | Club Name | Charter Date | Current Status* | Cancellation Date |
|-------------|-----------------------------|--------------|-----------------|-------------------|
| 106972 | COUHE VIVONNE VAL DE POITOU | 12/07/2009 | Cancelled(6*) | 11/29/2023 |
| 51480 | LA ROCHELLE PERTUIS | 03/27/1991 | Cancelled(6*) | 01/29/2024 |

| Current Total Clubs Count | YTD New Clubs Count | YTD Cancelled Clubs Count | YTD Net Club Gain | Current Total Members Count | YTD Add | YTD Drop | YTD Net Growth | YTD Net Growth % | Member Count 12 Months Ago | Average Member Count Per Club | % of Clubs with less than 20 members | % No MMR in 3 Months | % No Officer Report in 12 Months | % of Clubs with balance 90+ days | Number of Clubs in Status Quo | % Status Quo Clubs in Financial Suspension | Number of Cancelled Clubs | Average Cancelled Club Age | Members Lost Due to Cancellation | % of Clubs Cancelled for Non-Financial Reasons |
|---------------------------|---------------------|---------------------------|-------------------|-----------------------------|---------|----------|----------------|------------------|----------------------------|-------------------------------|--------------------------------------|----------------------|----------------------------------|----------------------------------|-------------------------------|--|---------------------------|----------------------------|----------------------------------|--|
| 77 | 2 | 0 | 2 | 1,525 | 184 | 119 | 65 | 4.45% | 1,480 | 20 | 58% | 3% | 0% | 30% | 0 | 0% | 0 | 0 | 0 | 0% |



Club Health Assessment for District 103CW through May 2025

|  | | | Status | Membership | | | | | | | Reports | | | | | Finance | LCIF |
|--|-----------|--------------|---|-----------------------------|-------------------|---------------------|----------------|---|----------------------------|--|-------------------------------------|------------------------------------|------------------------|---|--|-----------------|-----------------------------------|
| Club Number | Club Name | Charter Date | | Current Member Count | YTD Members Added | YTD Members Dropped | YTD Net Growth | YTD Net Growth% | Member Count 12 Months Ago | Avg. length of service for dropped members | Months Since Last MMR *** | Yrs. Since Last Officer Report | President Rotation | Vice President Reported **** | Months Since Last Activity Report *** | Account Balance | Donations for current Fiscal Year |
| | | | Number of times on status quo within last two years | If below 15 members appears | | | | If net loss is greater than 20% appears | | | If no report in 3 months appears in | When more than one year appears in | Number of repeat terms | Notes the officers that do not have an active | If no report at 12 months appears in red | | |

* - P - Priority Club. Cancellation Reasons: 1-Objectives/conduct, 2-Non-active club, 5-Non-existing club, 6-Disbanding, 7-Merger, 8-Financial Suspension, 9-District/Multiple District Dues.
** - Abbreviation: P-President, S-Secretary, T-Treasurer, M-Member Chairperson, VP-First Vice President, MC-Communications Chairperson, SC-Service Chairperson
*** - Abbreviation: N/R - Never reported using the Lions Clubs website, N/A - Not applicable, No password registered for the Lions Clubs website.
**** - Abbreviation: N - New, IP - Immediate Past, R - Repeat.



Club Health Assessment for District 103SE through May 2025

| | | | Status | Membership | | | | | | Reports | | | | | Finance | | LCIF | |
|-------------------------------|---|--------------|---|-----------------------------|-------------------|---------------------|----------------|-----------------|---|--|---------------------------|-------------------------------------|------------------------------------|------------------------------|---|--|-----------------------------------|--|
| Club Number | Club Name | Charter Date | | Current Member Count | YTD Members Added | YTD Members Dropped | YTD Net Growth | YTD Net Growth% | Member Count 12 Months Ago | Avg. length of service for dropped members | Months Since Last MMR *** | Yrs. Since Last Officer Report | President Rotation | Vice President Reported **** | Months Since Last Activity Report *** | Account Balance | Donations for current Fiscal Year | |
| | | | Number of times on status quo within last two years | If below 15 members appears | | | | | If net loss is greater than 20% appears | | | If no report in 3 months appears in | When more than one year appears in | Number of repeat terms | Notes the officers that do not have an active | If no report at 12 months appears in red | | |
| Clubs less than two years old | | | | | | | | | | | | | | | | | | |
| 154914 | Aix-Marseille Universal | 06/21/2023 | Cancelled(6*) | 0 | 0 | 0 | 0 | 0.00% | 9 | | 9 | 1 | None | P,S,T,M,VP SC | N/R | | | |
| 154383 | Avignon Universal | 06/20/2023 | Cancelled(6*) | 0 | 0 | 0 | 0 | 0.00% | 23 | | 9 | 1 | None | P,S,T,M,VP SC | N/A | | | |
| 154915 | Camargue - Saintes-Maries de La Mer | 06/26/2023 | Cancelled(6*) | 0 | 0 | 0 | 0 | 0.00% | 10 | | 9 | | None | P,S,T,M,VP SC | N/A | | | |
| 156789 | Courthézon Principauté | 12/21/2023 | Active(1) | 15 | 1 | 9 | -8 | -34.78% | 24 | 1 | 0 | | | VP,SC | 2 | | | |
| 181301 | Gap Tallard Durance | 03/14/2025 | Newly Chartered | 20 | 20 | 0 | 20 | 100.00% | 0 | | 0 | | | VP,SC | N/A | | | |
| 154391 | Saint Hilaire de Brethmas Portes des Lumieres | 06/09/2023 | Active | 20 | 1 | 2 | -1 | -4.76% | 27 | 2 | 0 | | 3 | R M,SC | N/R | | | |
| Clubs more than two years old | | | | | | | | | | | | | | | | | | |
| 19166 | AIX-CEZANNE DOYEN Exc Award (06/30/2024) | 04/06/1955 | Active | 28 | 6 | 2 | 4 | 16.67% | 24 | 1 | 1 | | 4 | N SC | 8 | | \$200.00 | |
| 19167 | ALES DOYEN | 12/12/1957 | Active | 24 | 1 | 2 | -1 | -4.00% | 26 | 14 | 0 | | | N | 11 | | \$1,084.57 | |
| 51595 | ALES FEMINA | 04/26/1991 | Active | 17 | 0 | 0 | 0 | 0.00% | 17 | | 0 | | | N | 5 | | \$2,125.85 | |
| 145690 | Ales Passions Exc Award (06/30/2024) | 04/30/2021 | Active | 54 | 7 | 9 | -2 | -3.57% | 57 | 3 | 1 | | | N | 18 | | \$3,122.25 | |
| 40150 | ALES VALLEES DES GARDONS | 06/15/1981 | Active | 28 | 3 | 0 | 3 | 12.00% | 26 | | 0 | | | N | 4 | | \$2,190.45 | |
| 84868 | ALLAUCH SABLINE DE PROVENCE | 02/21/2005 | Active | 12 | 2 | 10 | -8 | -40.00% | 16 | 7 | 0 | | | N | 11 | | \$1,040.49 | |
| 56465 | APT EN LUBERON Exc Award (06/30/2017) | 01/24/1995 | Active | 20 | 2 | 0 | 2 | 11.11% | 18 | | 0 | | | N | 3 | 90+ Days | \$6,309.53 | |
| 19171 | ARLES CAMARGUE | 06/15/1959 | Active | 26 | 2 | 2 | 0 | 0.00% | 27 | 31 | 0 | | | N | 2 | | \$3,132.56 | |
| 51199 | AUBAGNE GARLABAN Exc Award (06/30/2019) | 01/23/1991 | Active | 19 | 4 | 2 | 2 | 11.76% | 17 | 11 | 0 | | | N | 23 | | \$1,084.57 | |
| 34310 | AVIGNON CITE DES PAPES | 07/21/1977 | Active | 25 | 10 | 3 | 7 | 38.89% | 18 | 0 | 0 | | 2 | T,VP | 0 | | \$324.10 | |
| 19172 | AVIGNON DOYEN | 11/23/1957 | Active | 20 | 1 | 0 | 1 | 5.26% | 20 | | 1 | | 2 | M,VP | 4 | | \$784.25 | |
| 99366 | AVIGNON GRAND EST | 05/15/2007 | Active | 10 | 1 | 2 | -1 | -9.09% | 11 | 1 | 0 | | 2 | R | 11 | | \$312.15 | |
| 42085 | BAGNOLS VAL DE CEZE | 12/29/1982 | Active | 19 | 0 | 0 | 0 | 0.00% | 19 | | 0 | | | N SC | 14 | | \$2,103.18 | |



Club Health Assessment for District 103SE through May 2025

| | | | Status | Membership | | | | | | | Reports | | | | | Finance | LCIF | |
|-------------|--|--------------|---|-----------------------------|-------------------|---------------------|----------------|---|----------------------------|--|-------------------------------------|------------------------------------|------------------------|------------------------------|---|--|-----------------------------------|------------|
| Club Number | Club Name | Charter Date | | Current Member Count | YTD Members Added | YTD Members Dropped | YTD Net Growth | YTD Net Growth% | Member Count 12 Months Ago | Avg. length of service for dropped members | Months Since Last MMR *** | Yrs. Since Last Officer Report | President Rotation | Vice President Reported **** | Months Since Last Activity Report *** | Account Balance | Donations for current Fiscal Year | |
| | | | Number of times on status quo within last two years | If below 15 members appears | | | | If net loss is greater than 20% appears | | | If no report in 3 months appears in | When more than one year appears in | Number of repeat terms | | Notes the officers that do not have an active | If no report at 12 months appears in red | | |
| 33147 | BOLLENE-TRICASTIN L C | 12/27/1976 | Active | 10 | 0 | 2 | -2 | -16.67% | 12 | 1 | 0 | | | N | VP | 8 | | \$4,725.26 |
| 19179 | BRIANCONNAIS | 01/28/1964 | Active | 11 | 1 | 1 | 0 | 0.00% | 11 | 5 | 1 | | | | VP | 13 | | \$1,040.49 |
| 44300 | CARNOUX-CALENDAL | 10/26/1984 | Cancelled(6*) | 0 | 0 | 0 | 0 | 0.00% | 10 | | 9 | 1 | None | | P,S,T,M,VP SC | 24 | | |
| 19184 | CARPENTRAS COMTAT VENAISSIN Exc Award (06/30/2023) | 01/28/1958 | Active | 31 | 0 | 8 | -8 | -20.51% | 35 | 11 | 0 | | | N | T | 5 | | \$1,182.80 |
| 61747 | CARRY SAUSSET COTE BLEUE | 04/01/1999 | Active | 6 | 3 | 0 | 3 | 100.00% | 4 | | 0 | | 2 | | VP,SC | N/R | | \$1,590.78 |
| 19173 | CASSIS LES CALANQUES LC | 04/13/1967 | Active | 24 | 5 | 0 | 5 | 26.32% | 19 | | 0 | | | | VP | 8 | | \$1,396.72 |
| 19185 | CAVAILLON | 06/14/1961 | Active | 17 | 0 | 0 | 0 | 0.00% | 17 | | 2 | | | N | SC | N/A | | \$3,121.46 |
| 51618 | CHATEAURENARD EN PROVENCE | 05/07/1991 | Active | 10 | 2 | 4 | -2 | -16.67% | 11 | 4 | 0 | | | | VP | N/A | | |
| 19187 | DIGNE-LES-BAINS | 12/13/1962 | Active | 37 | 2 | 3 | -1 | -2.63% | 37 | 38 | 0 | | | N | P | 13 | | \$1,219.11 |
| 63114 | EMBRUN VAL DURANCE | 05/01/2000 | Active | 17 | 2 | 0 | 2 | 13.33% | 18 | | 1 | | | N | SC | 1 | | \$1,040.48 |
| 98843 | GARDANNE EN PROVENCE | 03/20/2007 | Active | 14 | 1 | 0 | 1 | 7.69% | 13 | | 4 | | | N | | 24+ | | |
| 19191 | HAUTE CEVENNE L C | 02/16/1970 | Active | 8 | 0 | 3 | -3 | -27.27% | 11 | 2 | 0 | | | N | SC | 8 | | \$958.79 |
| 42675 | ISLE SUR SORGUE VERTES EAUX | 05/31/1983 | Active | 6 | 1 | 2 | -1 | -14.29% | 8 | 11 | 4 | | | N | S,M,SC | N/A | | \$846.01 |
| 133609 | Istres | 01/10/2018 | Active | 25 | 1 | 4 | -3 | -10.71% | 28 | 7 | 1 | | | | VP,SC | N/A | | \$640.85 |
| 49879 | LA CIOTAT LUMIERES Exc Award (06/30/2023, 06/30/2024) | 10/02/1989 | Active | 38 | 1 | 4 | -3 | -7.32% | 41 | 13 | 0 | | | N | | 10 | | \$2,136.16 |
| 45291 | LA ROQUE LUBERON DURANCE | 07/09/1985 | Active(1) | 14 | 1 | 2 | -1 | -6.67% | 15 | 14 | 0 | | | N | | 8 | | |
| 19200 | LE VIGAN-GANGES | 04/07/1964 | Active | 11 | 2 | 2 | 0 | 0.00% | 12 | 5 | 0 | | | N | M,VP,SC | 24+ | | |
| 35206 | LES BAUX DE PROVENCE | 03/13/1978 | Active(1) | 11 | 1 | 2 | -1 | -8.33% | 12 | 1 | 0 | | 3 | R | | 8 | | \$1,041.28 |
| 111044 | LUBERON VIA DOMITIA | 05/18/2011 | Cancelled(6*) | 0 | 0 | 0 | 0 | 0.00% | 5 | | 9 | 1 | None | | P,S,T,M,VP SC | 24+ | | |
| 19201 | MANOSQUE | 05/08/1962 | Active | 26 | 0 | 0 | 0 | 0.00% | 26 | | 0 | | | N | T | 6 | | \$4,428.39 |
| 38318 | MARIGNANE ETANG DE BERRE | 04/11/1980 | Active | 14 | 0 | 0 | 0 | 0.00% | 14 | | 0 | | | | VP,SC | 1 | | \$1,540.37 |
| 19202 | MARSEILLE | 05/08/1952 | Active | 47 | 0 | 0 | 0 | 0.00% | 48 | | 0 | | 2 | R | SC | 11 | | |



Club Health Assessment for District 103SE through May 2025

| | | | Status | Membership | | | | | | | Reports | | | | | Finance | | LCIF |
|-------------|---|--------------|---|-----------------------------|-------------------|---------------------|----------------|---|----------------------------|--|-------------------------------------|------------------------------------|------------------------|---|---------------------------------------|-----------------|-----------------------------------|------|
| Club Number | Club Name | Charter Date | | Current Member Count | YTD Members Added | YTD Members Dropped | YTD Net Growth | YTD Net Growth% | Member Count 12 Months Ago | Avg. length of service for dropped members | Months Since Last MMR *** | Yrs. Since Last Officer Report | President Rotation | Vice President Reported **** | Months Since Last Activity Report *** | Account Balance | Donations for current Fiscal Year | |
| | | | Number of times on status quo within last two years | If below 15 members appears | | | | If net loss is greater than 20% appears | | | If no report in 3 months appears in | When more than one year appears in | Number of repeat terms | Notes the officers that do not have an active | If no report at 12 months red | | | |
| 48374 | MARSEILLE FONTAINE D'IVOIRE Exc Award (06/30/2018) | 04/04/1988 | Active | 13 | 0 | 0 | 0 | 0.00% | 13 | | 0 | | | N | 6 | | \$854.43 | |
| 30859 | MARSEILLE LACYDON | 05/30/1975 | Active | 18 | 1 | 2 | -1 | -5.26% | 19 | 33 | 0 | | 3 | N | 11 | | \$832.60 | |
| 47831 | MARSEILLE MAGUELONNE | 11/13/1987 | Active | 18 | 0 | 0 | 0 | 0.00% | 19 | | 0 | | | VP | 11 | | \$741.57 | |
| 38653 | MARSEILLE MASSILIA | 06/19/1980 | Active | 14 | 1 | 0 | 1 | 7.69% | 14 | | 0 | | | N SC | 11 | | | |
| 54697 | MARSEILLE METROPOLE | 06/30/1993 | Active | 20 | 1 | 0 | 1 | 5.26% | 19 | | 1 | | | N | 1 | | \$1,084.57 | |
| 19204 | MARSEILLE PROSPECTIVE | 06/25/1964 | Active | 22 | 1 | 1 | 0 | 0.00% | 21 | 53 | 0 | | | N | 11 | | \$863.21 | |
| 35960 | MARSEILLE RESONANCE | 07/31/1978 | Active | 24 | 2 | 0 | 2 | 9.09% | 22 | | 0 | | | N | 11 | | \$2,125.06 | |
| 44990 | MARSEILLE SAINT JEAN | 05/30/1985 | Active | 18 | 7 | 0 | 7 | 63.64% | 15 | | 0 | | | VP | 5 | | | |
| 19205 | MARTIGUES | 03/17/1965 | Active | 13 | 0 | 0 | 0 | 0.00% | 14 | | 0 | | | N | 0 | | \$1,375.31 | |
| 19212 | NIMES | 10/03/1957 | Active | 28 | 8 | 0 | 8 | 40.00% | 20 | | 0 | | | VP | 5 | | \$3,717.76 | |
| 120124 | Nimes Alphonse Daudet Exc Award (06/30/2024) | 08/27/2013 | Active | 13 | 0 | 10 | -10 | -43.48% | 23 | 9 | 0 | | | N | 1 | | \$1,188.86 | |
| 33862 | NIMES MAISON CARREE | 05/06/1977 | Active | 7 | 0 | 0 | 0 | 0.00% | 7 | | 0 | | 2 | N | N/R | | | |
| 34034 | NYONS DROME PROVENCALE | 06/14/1977 | Active | 18 | 1 | 0 | 1 | 5.88% | 17 | | 1 | | | N SC | 24+ | | \$162.05 | |
| 19213 | ORANGE | 04/22/1959 | Active | 21 | 0 | 1 | -1 | -4.55% | 22 | 6 | 0 | | | N SC | 5 | | | |
| 61774 | PARADOU LES ALPILLES Exc Award (06/30/2023) | 04/16/1999 | Active | 21 | 1 | 1 | 0 | 0.00% | 22 | 7 | 0 | | | S,VP,SC | 11 | | \$2,931.05 | |
| 101069 | PAYS DE LA SAINTE BAUME Exc Award (06/30/2022) | 01/28/2008 | Active | 19 | 1 | 3 | -2 | -9.52% | 21 | 4 | 0 | | | N SC | 1 | | \$520.64 | |
| 47150 | PLAN DE CUQUES ETOILE | 04/15/1987 | Active | 34 | 0 | 2 | -2 | -5.56% | 33 | 10 | 0 | | | R M,SC | 12 | | | |
| 40151 | PONTS D'AVIGNON - VILLENUEVE - LES ANGLES | 06/15/1981 | Active | 14 | 2 | 0 | 2 | 16.67% | 12 | | 0 | | | N | 11 | | \$1,084.57 | |
| 54721 | ROGNAC-CHATEAUNEUF-BE RRE | 07/09/1993 | Cancelled(6*) | 0 | 0 | 0 | 0 | 0.00% | 6 | | 9 | 1 | None | P,S,T,M,VP SC | 24+ | | | |
| 19222 | SAINT GILLES | 05/19/1970 | Status Quo(1) | 16 | 3 | 3 | 0 | 0.00% | 16 | 2 | 0 | | | N | 6 | 90+ Days | \$4,814.44 | |
| 64543 | SAINT MARTIN DE CRAU | 06/30/2001 | Active | 25 | 2 | 0 | 2 | 8.70% | 24 | | 1 | | | IP | 4 | | \$3,143.67 | |



Club Health Assessment for District 103SE through May 2025

| | | | Status | Membership | | | | | | | Reports | | | | | Finance | | LCIF |
|-------------|---|--------------|---|-----------------------------|-------------------|---------------------|----------------|---|----------------------------|--|-------------------------------------|------------------------------------|------------------------|---|--|-----------------|-----------------------------------|------|
| Club Number | Club Name | Charter Date | | Current Member Count | YTD Members Added | YTD Members Dropped | YTD Net Growth | YTD Net Growth% | Member Count 12 Months Ago | Avg. length of service for dropped members | Months Since Last MMR *** | Yrs. Since Last Officer Report | President Rotation | Vice President Reported **** | Months Since Last Activity Report *** | Account Balance | Donations for current Fiscal Year | |
| | | | Number of times on status quo within last two years | If below 15 members appears | | | | If net loss is greater than 20% appears | | | If no report in 3 months appears in | When more than one year appears in | Number of repeat terms | Notes the officers that do not have an active | If no report at 12 months appears in red | | | |
| 19168 | SAINT REMY-LES ALPILLES | 05/12/1964 | Active | 22 | 6 | 3 | 3 | 15.79% | 18 | 2 | 0 | | 2 | N | 6 | | \$1,084.57 | |
| | Exc Award (06/30/2019) | | | | | | | | | | | | | | | | | |
| 19225 | SALON DE PROVENCE | 07/01/1959 | Active | 32 | 3 | 0 | 3 | 10.34% | 29 | | 0 | | | N SC | N/R | | \$4,338.28 | |
| 43764 | SOMMIERES VIDOURLE VAUNAGE | 04/23/1984 | Active | 29 | 3 | 0 | 3 | 11.54% | 27 | | 0 | | | N | 6 | | \$3,487.76 | |
| | Exc Award (06/30/2022) | | | | | | | | | | | | | | | | | |
| 51747 | SORGUES OUEZE | 06/11/1991 | Active | 15 | 0 | 0 | 0 | 0.00% | 18 | | 2 | | 2 | N SC | 24+ | | | |
| | Exc Award (06/30/2018) | | | | | | | | | | | | | | | | | |
| 38072 | UZES 1ER DUCHE DE FRANCE | 02/27/1980 | Active | 20 | 2 | 2 | 0 | 0.00% | 20 | 26 | 0 | | | N SC | 24+ | | | |
| 44991 | VAISON-VENTOUX | 05/30/1985 | Active | 30 | 2 | 2 | 0 | 0.00% | 30 | 6 | 1 | | | N | 6 | | | |
| 19235 | VALREAS ENCLAVE DES PAPES PAYS DE GRIGNAN | 12/14/1960 | Active(1) | 16 | 1 | 1 | 0 | 0.00% | 16 | 64 | 0 | | | M,VP,SC | 24 | | | |

Clubs Cancelled Previous Fiscal Year – Clubs Cancelled within last 12 months may be reinstated

| Club Number | Club Name | Charter Date | Current Status* | Cancellation Date |
|-------------|-------------------------|--------------|-----------------|-------------------|
| 40643 | BEUCAIRE TARASCON | 12/30/1981 | Cancelled(6*) | 02/29/2024 |
| 103344 | PERTUIS | 11/05/2008 | Cancelled(6*) | 10/29/2023 |
| 46736 | VAUVERT PETITE CAMARGUE | 12/23/1986 | Cancelled(6*) | 07/29/2023 |

| Current Total Clubs Count | YTD New Clubs Count | YTD Cancelled Clubs Count | YTD Net Club Gain | Current Total Members Count | YTD Add | YTD Drop | YTD Net Growth | YTD Net Growth % | Member Count 12 Months Ago | Average Member Count Per Club | % of Clubs with less than 20 members | % No MMR in 3 Months | % No Officer Report in 12 Months | % of Clubs with balance 90+ days | Number of Clubs in Status Quo | % Status Quo Clubs in Financial Suspension | Number of Cancelled Clubs | Average Cancelled Club Age | Members Lost Due to Cancellation | % of Clubs Cancelled for Non-Financial Reasons |
|---------------------------|---------------------|---------------------------|-------------------|-----------------------------|---------|----------|----------------|------------------|----------------------------|-------------------------------|--------------------------------------|----------------------|----------------------------------|----------------------------------|-------------------------------|--|---------------------------|----------------------------|----------------------------------|--|
| 63 | 1 | 6 | -5 | 1,274 | 132 | 111 | 21 | 1.68% | 1,333 | 20 | 52% | 3% | 0% | 3% | 1 | 100% | 6 | 30 | 0 | 100% |

* - P - Priority Club. Cancellation Reasons: 1-Objectives/conduct, 2-Non-active club, 5-Non-existing club, 6-Disbanding, 7-Merger, 8-Financial Suspension, 9-District/Multiple District Dues.

** - Abbreviation: P-President, S-Secretary, T-Treasurer, M-Member Chairperson, VP-First Vice President, MC-Communications Chairperson, SC-Service Chairperson

*** - Abbreviation: N/R - Never reported using the Lions Clubs website, N/A - Not applicable, No password registered for the Lions Clubs website.

**** - Abbreviation: N - New, IP - Immediate Past, R - Repeat.



Club Health Assessment for District 103 S through May 2025

| | | | Status | Membership | | | | | | | Reports | | | | | Finance | LCIF | |
|-------------------------------|----------------------------|--------------|---|-----------------------------|-------------------|---------------------|---|-----------------|----------------------------|--|---------------------------|--------------------------------|------------------------------------|------------------------------|---|-------------------------------|-----------------------------------|------------|
| Club Number | Club Name | Charter Date | | Current Member Count | YTD Members Added | YTD Members Dropped | YTD Net Growth | YTD Net Growth% | Member Count 12 Months Ago | Avg. length of service for dropped members | Months Since Last MMR *** | Yrs. Since Last Officer Report | President Rotation | Vice President Reported **** | Months Since Last Activity Report *** | Account Balance | Donations for current Fiscal Year | |
| | | | Number of times on status quo within last two years | If below 15 members appears | | | If net loss is greater than 20% appears | | | If no report in 3 months appears in | | | When more than one year appears in | Number of repeat terms | Notes the officers that do not have an active | If no report at 12 months red | | |
| Clubs less than two years old | | | | | | | | | | | | | | | | | | |
| 156635 | Albi Tarn Motors | 11/28/2023 | Active | 19 | 8 | 6 | 2 | 11.76% | 22 | 1 | 0 | | 2 | R | | 8 | | \$324.10 |
| Exc Award (06/30/2024) | | | | | | | | | | | | | | | | | | |
| 182028 | Blagnac Constellations | 05/07/2025 | Newly Chartered | 20 | 20 | 0 | 20 | 100.00% | 0 | | 0 | | | | M,VP,SC | N/A | | |
| 182029 | Lomagne Gersoise | 05/07/2025 | Newly Chartered | 21 | 21 | 0 | 21 | 100.00% | 0 | | 0 | | | N | M,SC | N/A | | |
| 157700 | Perpignan Roussillon | 04/10/2024 | Active | 23 | 6 | 2 | 4 | 21.05% | 20 | 2 | 0 | | None | N | P,S,T,M,SC | 6 | | \$162.05 |
| Clubs more than two years old | | | | | | | | | | | | | | | | | | |
| 19236 | AGDE | 12/03/1965 | Active | 9 | 0 | 0 | 0 | 0.00% | 10 | | 1 | | 3 | R | M,SC | 3 | | |
| 19237 | ALBI | 04/07/1959 | Active | 31 | 0 | 1 | -1 | -3.13% | 32 | 8 | 0 | | | N | | 14 | | |
| 65251 | ALBI ISATIS | 04/02/2002 | Active | 20 | 2 | 0 | 2 | 11.11% | 19 | | 1 | | | N | SC | N/A | | |
| 78291 | AUBAZINE VALLEE DU COIROUX | 02/23/2004 | Active | 29 | 0 | 1 | -1 | -3.33% | 30 | 20 | 0 | | | N | SC | 12 | | |
| 19238 | AUCH GASCOGNE | 05/25/1956 | Active | 10 | 3 | 2 | 1 | 11.11% | 11 | 35 | 2 | | | N | S,M | 24+ | | \$520.64 |
| 19239 | AURILLAC | 10/22/1956 | Active | 27 | 2 | 1 | 1 | 3.85% | 27 | 1 | 0 | | | N | | 3 | | \$5,206.42 |
| 77315 | AUTERIVE LES 3 VALLEES | 06/17/2003 | Active | 17 | 1 | 2 | -1 | -5.56% | 18 | 16 | 0 | | 4 | N | | 13 | | |
| 19281 | BALMA VALLÉE DE L'HERS | 06/20/1967 | Active | 24 | 3 | 3 | 0 | 0.00% | 23 | 3 | 0 | | 2 | N | | 24+ | | \$215.98 |
| 50261 | BEAUMONT DE LOMAGNE | 03/02/1990 | Active | 14 | 0 | 1 | -1 | -6.67% | 15 | 20 | 0 | | 2 | R | S,SC | 11 | | \$1,104.86 |
| 19240 | BEZIERS DOYEN | 05/29/1956 | Active | 21 | 3 | 2 | 1 | 5.00% | 25 | 9 | 1 | | | N | | 6 | | \$3,764.16 |
| 47832 | BRIVE DEUX SOURCES | 11/12/1987 | Active | 17 | 7 | 1 | 6 | 54.55% | 11 | 3 | 1 | | | | VP,SC | N/A | | \$525.79 |
| 19241 | BRIVE DOYEN | 12/20/1954 | Active | 25 | 3 | 0 | 3 | 13.64% | 22 | | 1 | | | R | | 7 | | |
| 34293 | BRIVE PAYS DE BRIVE | 06/27/1977 | Active | 19 | 4 | 3 | 1 | 5.56% | 17 | 26 | 0 | | | N | SC | 24+ | | \$324.10 |
| 103943 | CABESTANY LE MAÎTRE ROMAN | 11/13/2008 | Active | 8 | 0 | 0 | 0 | 0.00% | 8 | | 1 | | 2 | | VP | 23 | | |
| 19242 | CAHORS | 06/28/1960 | Active | 23 | 3 | 3 | 0 | 0.00% | 23 | 27 | 0 | | 2 | N | SC | 8 | | \$981.34 |
| 19243 | CARCASSONNE DOYEN | 11/15/1956 | Active | 13 | 3 | 0 | 3 | 30.00% | 11 | | 1 | | | N | | 8 | | \$525.79 |
| 58620 | CARCASSONNE LA CITE | 07/31/1996 | Active | 28 | 3 | 1 | 2 | 7.69% | 26 | 0 | 1 | | | N | SC | N/R | | \$3,201.13 |



Club Health Assessment for District 103 S through May 2025

| | | | Status | Membership | | | | | | | Reports | | | | | Finance | | LCIF |
|------------------------|-------------------------------|--------------|---|-----------------------------|-------------------|---------------------|----------------|---|----------------------------|--|-------------------------------------|------------------------------------|------------------------|---|--|-----------------|-----------------------------------|------|
| Club Number | Club Name | Charter Date | | Current Member Count | YTD Members Added | YTD Members Dropped | YTD Net Growth | YTD Net Growth% | Member Count 12 Months Ago | Avg. length of service for dropped members | Months Since Last MMR *** | Yrs. Since Last Officer Report | President Rotation | Vice President Reported **** | Months Since Last Activity Report *** | Account Balance | Donations for current Fiscal Year | |
| | | | Number of times on status quo within last two years | If below 15 members appears | | | | If net loss is greater than 20% appears | | | If no report in 3 months appears in | When more than one year appears in | Number of repeat terms | Notes the officers that do not have an active | If no report at 12 months appears in red | | | |
| 51619 | CARCASSONNE LIBERTE | 05/03/1991 | Active | 21 | 3 | 3 | 0 | 0.00% | 21 | 12 | 0 | | | N | 24+ | | \$371.03 | |
| 146211 | Carcassonne Remparts | 06/03/2021 | Active | 27 | 3 | 4 | -1 | -3.57% | 28 | 4 | 0 | | | N | 3 | | \$1,959.55 | |
| 48725 | CARCASSONNE TERRE D'AUDE | 06/15/1988 | Active | 15 | 1 | 0 | 1 | 7.14% | 14 | | 1 | | | N | 24+ | | \$2,087.72 | |
| 134152 | Castelnau Le Lez Sextantio | 03/19/2018 | Active | 8 | 1 | 1 | 0 | 0.00% | 11 | 3 | 0 | | | N | P,SC 11 | | \$416.51 | |
| 32639 | CASTELNAUDARY | 07/19/1976 | Active | 56 | 3 | 1 | 2 | 3.70% | 54 | 20 | 0 | | | N | P 24+ | | \$1,180.32 | |
| 68676 | CASTELNAUDARY GRAND LAURAGAIS | 04/22/2003 | Active | 21 | 4 | 2 | 2 | 10.53% | 19 | 2 | 1 | | | N | 5 | | \$836.12 | |
| 35207 | CASTELSARRASIN | 03/20/1978 | Active | 26 | 4 | 5 | -1 | -3.70% | 26 | 34 | 0 | | | | VP 1 | | \$837.94 | |
| Exc Award (06/30/2016) | | | | | | | | | | | | | | | | | | |
| 19245 | CASTRES MAZAMET | 11/13/1956 | Active | 35 | 0 | 0 | 0 | 0.00% | 35 | | 0 | | | N | 13 | | | |
| 104898 | CASTRES PASTEL | 03/04/2009 | Active | 27 | 1 | 1 | 0 | 0.00% | 27 | 17 | 0 | | | N | P 11 | | | |
| 38654 | CERET LIONS VALLESPER ASPRES | 06/29/1980 | Active | 10 | 1 | 1 | 0 | 0.00% | 10 | 5 | 1 | | | N | SC 8 | | \$30.00 | |
| 19248 | DECAZEVILLE CRANSAC | 11/12/1963 | Active | 17 | 0 | 0 | 0 | 0.00% | 17 | | 2 | | 2 | R | M,SC N/A | | \$324.10 | |
| 36728 | ESPALION HAUT ROUERGUE | 03/19/1979 | Active | 16 | 2 | 1 | 1 | 6.67% | 14 | 3 | 0 | | | N | SC 5 | | \$520.24 | |
| 19249 | FIGEAC | 06/27/1964 | Active | 24 | 1 | 2 | -1 | -4.00% | 25 | 45 | 0 | | 2 | N | 0 | | \$1,566.28 | |
| 60318 | FONT ROMEU MONTAGNE CATALANE | 01/05/1998 | Active | 5 | 0 | 1 | -1 | -16.67% | 6 | 27 | 1 | | 3 | R | 24+ | | | |
| 19270 | GAILLACOIS | 06/12/1962 | Active | 18 | 2 | 0 | 2 | 12.50% | 16 | | 0 | | | N | M,SC 24+ | | \$315.48 | |
| 19251 | GEVAUDAN L C | 10/13/1965 | Active | 32 | 2 | 1 | 1 | 3.23% | 31 | 4 | 0 | | | N | SC N/A | | | |
| 19252 | GOURDON QUERCY L C | 06/14/1965 | Active | 31 | 6 | 3 | 3 | 10.71% | 29 | 0 | 1 | | | N | 6 | | \$3,912.34 | |
| 34214 | GRND MTE-MONTEPELLIER-LITTORA | 06/27/1977 | Active | 28 | 5 | 3 | 2 | 7.69% | 27 | 5 | 0 | | | N | P,SC 24+ | | \$5,257.94 | |
| Exc Award (06/30/2018) | | | | | | | | | | | | | | | | | | |
| 58864 | JUVIGNAC | 11/15/1996 | Active | 16 | 7 | 7 | 0 | 0.00% | 17 | 2 | 0 | | | | VP,SC 4 | | \$4,099.90 | |
| Exc Award (06/30/2023) | | | | | | | | | | | | | | | | | | |
| 19255 | LAMALOU | 05/23/1962 | Active | 8 | 0 | 0 | 0 | 0.00% | 8 | | 1 | | 3 | | P,VP,SC N/A | | \$2,162.55 | |
| 119246 | LATTES PAYS D'OC | 04/26/2013 | Active | 15 | 1 | 0 | 1 | 7.14% | 17 | | 0 | | | N | SC 24+ | | \$1,041.28 | |
| 117171 | LAVAU | 06/21/2012 | Active | 17 | 1 | 5 | -4 | -19.05% | 22 | 8 | 2 | | | N | 24+ | | | |



Club Health Assessment for District 103 S through May 2025

| | | | Status | Membership | | | | | | | Reports | | | | | Finance | | LCIF |
|------------------------|------------------------------------|--------------|---|-----------------------------|-------------------|---------------------|----------------|-----------------|---|--|---------------------------|-------------------------------------|------------------------------------|------------------------------|--|-------------------------------|-----------------------------------|------|
| Club Number | Club Name | Charter Date | | Current Member Count | YTD Members Added | YTD Members Dropped | YTD Net Growth | YTD Net Growth% | Member Count 12 Months Ago | Avg. length of service for dropped members | Months Since Last MMR *** | Yrs. Since Last Officer Report | President Rotation | Vice President Reported **** | Months Since Last Activity Report *** | Account Balance | Donations for current Fiscal Year | |
| | | | Number of times on status quo within last two years | If below 15 members appears | | | | | If net loss is greater than 20% appears | | | If no report in 3 months appears in | When more than one year appears in | Number of repeat terms | Notes the officers that do not have appears in an active | If no report at 12 months red | | |
| 126221 | Le Soler Porte du Canigou | 11/30/2015 | Active | 12 | 2 | 6 | -4 | -25.00% | 15 | 5 | 0 | | | N | 8 | | \$1,245.63 | |
| 122290 | Leguevin Gascogne | 06/16/2014 | Active | 12 | 4 | 0 | 4 | 50.00% | 10 | | 0 | | | VP | 2 | | \$1,566.28 | |
| 32099 | LEZIGNAN-LA CORBIERE L C | 04/28/1976 | Active | 18 | 3 | 4 | -1 | -5.26% | 19 | 10 | 0 | | | N | 13 | | | |
| 34462 | LIMOUX DOYEN | 09/20/1977 | Active | 21 | 2 | 1 | 1 | 5.00% | 20 | 6 | 0 | | | VP,SC | 0 | | | |
| 51360 | LIMOUX LA SEMILLANTE | 02/25/1991 | Active | 16 | 0 | 1 | -1 | -5.88% | 18 | 10 | 1 | | 2 | VP | 0 | | \$837.15 | |
| 100813 | L'ISLE JOURDAIN PORTE DU GERS | 12/18/2007 | Active | 11 | 0 | 0 | 0 | 0.00% | 11 | | 5 | | | N | 2 | | \$2,081.77 | |
| 68739 | LODEVE COEUR D'HERAULT | 05/19/2003 | Active | 16 | 2 | 2 | 0 | 0.00% | 16 | 14 | 1 | | | N | N/A | | \$2,855.15 | |
| Exc Award (06/30/2023) | | | | | | | | | | | | | | | | | | |
| 47713 | LUNEL TERRE DE CAMARGUE LA SERANNE | 09/14/1987 | Active | 15 | 0 | 3 | -3 | -16.67% | 18 | 11 | 1 | | 3 | R | M,SC | N/A | \$525.79 | |
| 119418 | MARVEJOLS PORTE D'AUBRAC | 05/21/2013 | Active | 19 | 0 | 2 | -2 | -9.52% | 20 | 6 | 0 | | 2 | N | M | N/A | \$2,514.69 | |
| 19260 | MILLAU SUD AVEYRON | 11/19/1958 | Active | 34 | 1 | 2 | -1 | -2.86% | 35 | 33 | 1 | | | N | 11 | | \$3,121.46 | |
| 33041 | MIRANDE-ASTARAC L C | 11/23/1976 | Active | 18 | 7 | 16 | -9 | -33.33% | 27 | 6 | 0 | | | IP | 24+ | | \$210.32 | |
| 51620 | MIREPOIX PAYS CATHARE | 05/06/1991 | Active | 10 | 0 | 1 | -1 | -9.09% | 11 | 5 | 0 | | | N | 8 | | | |
| 32495 | MOISSAC DOYEN | 06/28/1976 | Active | 23 | 2 | 1 | 1 | 4.55% | 23 | 8 | 0 | | | N | 5 | | \$1,051.58 | |
| 19261 | MONTAGNE NOIRE REVEL | 07/30/1958 | Active | 16 | 1 | 0 | 1 | 6.67% | 15 | | 0 | | 2 | VP,SC | 5 | | | |
| 19262 | MONTAUBAN DOYEN | 05/14/1956 | Active | 19 | 3 | 5 | -2 | -9.52% | 21 | 17 | 0 | | | N | 13 | | | |
| 47873 | MONTAUBAN LES TROIS PROVINCES | 11/24/1987 | Active | 19 | 1 | 1 | 0 | 0.00% | 19 | 22 | 1 | | | N | 2 | | \$360.32 | |
| 37694 | MONTAUBAN-INGRES QUERCY | 11/06/1979 | Active | 23 | 0 | 5 | -5 | -17.86% | 27 | 15 | 0 | | | N | 11 | | | |
| 130730 | Montferrier Saint Clement | 04/19/2017 | Cancelled(6*) | 0 | 0 | 0 | 0 | 0.00% | 7 | | 9 | 1 | None | P,S,T,M,VP SC VP | N/R | | | |
| 19263 | MONTPELLIER DOYEN | 11/17/1956 | Active | 27 | 1 | 0 | 1 | 3.85% | 26 | | 0 | | | | N/R | | | |
| 47833 | MONTPELLIER GARRIGUES | 11/13/1987 | Active | 18 | 2 | 0 | 2 | 12.50% | 14 | | 1 | | | VP | 0 | | \$1,320.23 | |
| 51231 | MONTPELLIER JACQUES COEUR | 01/23/1991 | Active | 22 | 2 | 0 | 2 | 10.00% | 20 | | 1 | | | VP | 11 | | \$750.74 | |
| 19264 | MONTPELLIER LANGUEDOC | 06/29/1971 | Active | 30 | 2 | 0 | 2 | 7.14% | 28 | | 1 | | | N | 7 | | \$2,151.88 | |
| 19265 | MURAT | 10/28/1967 | Active | 21 | 2 | 4 | -2 | -8.70% | 23 | 5 | 0 | | | IP | N/A | | \$1,040.88 | |




Club Health Assessment for District 103 S through May 2025

| Club Number | Club Name | Charter Date | Status | Membership | | | | | | | Reports | | | | | Finance | LCIF |
|-------------|-----------------------------------|--------------|---|-----------------------------|-------------------|---------------------|----------------|---|----------------------------|--|----------------------------------|------------------------------------|------------------------|---|--|-----------------|-----------------------------------|
| | | | | Current Member Count | YTD Members Added | YTD Members Dropped | YTD Net Growth | YTD Net Growth% | Member Count 12 Months Ago | Avg. length of service for dropped members | Months Since Last MMR *** | Yrs. Since Last Officer Report | President Rotation | Vice President Reported **** | Months Since Last Activity Report *** | Account Balance | Donations for current Fiscal Year |
| | | | Number of times on status quo within last two years | If below 15 members appears | | | | If net loss is greater than 20% appears | | | If no report in 3 months appears | When more than one year appears in | Number of repeat terms | Notes the officers that do not have an active | If no report at 12 months appears in red | | |
| 48428 | MURET CLEMENT ADER | 04/13/1988 | Active | 13 | 1 | 1 | 0 | 0.00% | 14 | 5 | 1 | | | N | SC | 2 | |
| 19266 | NARBONNE DOYEN | 04/08/1957 | Active | 11 | 0 | 0 | 0 | 0.00% | 11 | | 1 | | 2 | R | M,SC | 8 | |
| | Exc Award (06/30/2018) | | | | | | | | | | | | | | | | |
| 140921 | Narbonne Philia | 02/17/2020 | Active | 11 | 3 | 4 | -1 | -8.33% | 16 | 3 | 1 | | | N | | N/A | |
| 65448 | NARBONNE VIA DOMITIA | 06/03/2002 | Active | 35 | 6 | 0 | 6 | 20.69% | 29 | | 1 | | | N | SC | 23 | \$1,051.59 |
| 19283 | OCCITANIE | 02/27/1962 | Active | 18 | 6 | 12 | -6 | -25.00% | 22 | 5 | 0 | | | | M,VP,SC | 24+ | \$627.87 |
| 52450 | PALAVAS LES FLOTS MEDITERRANEE | 01/27/1992 | Active | 24 | 0 | 3 | -3 | -11.11% | 27 | 16 | 0 | | | N | | 7 | \$3,879.85 |
| 19267 | PERPIGNAN PYRENEES DOYEN | 05/17/1956 | Active | 21 | 1 | 0 | 1 | 5.00% | 20 | | 0 | | | IP | SC | 12 | \$704.56 |
| | Exc Award (06/30/2023) | | | | | | | | | | | | | | | | |
| 50074 | PERPIGNAN ROIS DE MAJORQUE | 12/30/1989 | Active | 7 | 0 | 0 | 0 | 0.00% | 7 | | 1 | | | N | | 24+ | |
| 19268 | PEZENAS | 06/15/1967 | Active | 9 | 0 | 0 | 0 | 0.00% | 9 | | 0 | | | | VP,SC | 8 | \$1,429.72 |
| | Exc Award (06/30/2018) | | | | | | | | | | | | | | | | |
| 154251 | Plaisance du Touch | 04/27/2023 | Active | 10 | 3 | 1 | 2 | 25.00% | 8 | 3 | 0 | | | IP | | N/A | \$104.13 |
| 19269 | PRADES EN CONFLENT | 07/25/1969 | Active | 12 | 0 | 0 | 0 | 0.00% | 13 | | 11 | | 6 | R | M,SC | N/A | \$2,220.00 |
| 19271 | ROCAMADOUR-HAUT QUERCY | 11/04/1966 | Active | 18 | 0 | 1 | -1 | -5.26% | 19 | 1 | 5 | | | N | M,SC | N/A | |
| | Exc Award (06/30/2017) | | | | | | | | | | | | | | | | |
| 19272 | RODEZ | 03/22/1961 | Active | 26 | 7 | 1 | 6 | 30.00% | 21 | 15 | 0 | | 2 | N | S,SC | 24+ | |
| 115325 | SAINT CYPRIEN CATALANE | 10/24/2011 | Active | 14 | 0 | 2 | -2 | -12.50% | 15 | 15 | 1 | | | N | SC | 1 | \$1,395.36 |
| | Exc Award (06/30/2023) | | | | | | | | | | | | | | | | |
| 49414 | SAINT CYPRIEN DOYEN COTE RADIEUSE | 04/14/1989 | Active | 29 | 1 | 2 | -1 | -3.33% | 29 | 25 | 0 | | 2 | R | | 5 | \$1,104.17 |
| | Exc Award (06/30/2023) | | | | | | | | | | | | | | | | |
| 19273 | SAINT FLOUR | 07/25/1967 | Active | 24 | 6 | 3 | 3 | 14.29% | 22 | 22 | 0 | | | N | SC | 11 | \$2,092.08 |
| | Exc Award (06/30/2017) | | | | | | | | | | | | | | | | |
| 19253 | SAINT GUILHEM COEUR D'HERAULT | 03/22/1961 | Active | 15 | 0 | 1 | -1 | -6.25% | 16 | 2 | 0 | | | | M,VP,SC | 13 | \$682.29 |
| 19276 | SETE DOYEN | 06/22/1957 | Active | 27 | 5 | 1 | 4 | 17.39% | 23 | 37 | 1 | | 2 | N | | 0 | \$2,740.27 |
| | Exc Award (06/30/2017) | | | | | | | | | | | | | | | | |



Club Health Assessment for District 103 S through May 2025

|  | | | Status | Membership | | | | | | | Reports | | | | | Finance | LCIF |
|--|--|--------------|---|-----------------------------|-------------------|---------------------|----------------|---|----------------------------|--|-------------------------------------|------------------------------------|------------------------|---|--|-----------------|-----------------------------------|
| Club Number | Club Name | Charter Date | | Current Member Count | YTD Members Added | YTD Members Dropped | YTD Net Growth | YTD Net Growth% | Member Count 12 Months Ago | Avg. length of service for dropped members | Months Since Last MMR *** | Yrs. Since Last Officer Report | President Rotation | Vice President Reported **** | Months Since Last Activity Report *** | Account Balance | Donations for current Fiscal Year |
| | | | Number of times on status quo within last two years | If below 15 members appears | | | | If net loss is greater than 20% appears | | | If no report in 3 months appears in | When more than one year appears in | Number of repeat terms | Notes the officers that do not have an active | If no report at 12 months appears in red | | |
| 68738 | SETE SAINT CLAIR | 05/20/2003 | Active | 16 | 0 | 1 | -1 | -5.88% | 14 | 2 | 2 | | 2 | VP,SC | 6 | | \$569.43 |
| 19277 | SIDOBRE | 06/18/1964 | Active | 13 | 0 | 1 | -1 | -7.14% | 14 | 3 | 7 | | 3 | P,M,VP,SC | N/R | | |
| 19274 | ST GAUDENS COMMINGES | 04/16/1957 | Active | 24 | 4 | 1 | 3 | 14.29% | 21 | 29 | 0 | | 4 | R | 22 | | |
| 19275 | ST GIRONS COUSERANS | 03/17/1968 | Active | 9 | 0 | 1 | -1 | -10.00% | 10 | 5 | 1 | | 5 | T,VP,SC | N/A | | |
| 40781 | TOULOUGES CASTILLET | 01/20/1982 | Active | 15 | 2 | 1 | 1 | 7.14% | 16 | 7 | 0 | | 2 | N | SC | 24+ | \$648.19 |
| | Exc Award (06/30/2024) | | | | | | | | | | | | | | | | |
| 53939 | TOULOUSE ARENES ROMAINES | 12/28/1992 | Active | 18 | 2 | 2 | 0 | 0.00% | 18 | 27 | 0 | | | N | SC | 11 | \$1,040.49 |
| 47909 | TOULOUSE ASSEZAT | 12/02/1987 | Active | 9 | 1 | 0 | 1 | 12.50% | 13 | | 0 | | | N | SC | 10 | |
| 19279 | TOULOUSE CAPITOLE | 04/13/1970 | Active | 9 | 0 | 2 | -2 | -18.18% | 11 | 3 | 1 | | | N | SC | 13 | |
| 58383 | TOULOUSE CASTANET OCCITANIE | 06/06/1996 | Active | 26 | 3 | 1 | 2 | 8.33% | 24 | 2 | 1 | | | N | | 0 | |
| 47784 | TOULOUSE DONJON | 10/15/1987 | Active | 6 | 0 | 0 | 0 | 0.00% | 5 | | 0 | | 2 | | S,T,M,VP,SC | 5 | |
| 44646 | TOULOUSE ESCALQUENS | 02/18/1985 | Active | 13 | 0 | 2 | -2 | -13.33% | 15 | 6 | 0 | | 3 | N | T,SC | 24+ | \$520.64 |
| 60115 | TOULOUSE ESPACE | 11/25/1997 | Active | 12 | 2 | 0 | 2 | 20.00% | 10 | | 0 | | 2 | | P,VP | 0 | \$486.14 |
| 134669 | Toulouse Jacobins | 05/15/2018 | Active | 20 | 0 | 5 | -5 | -20.00% | 27 | 4 | 0 | | | N | SC | 24+ | \$6,245.31 |
| 47910 | TOULOUSE MISTRAL | 12/01/1987 | Active | 13 | 1 | 0 | 1 | 8.33% | 13 | | 1 | | | N | SC | 0 | |
| 53105 | TOULOUSE NATIONS | 05/20/1992 | Active | 34 | 3 | 1 | 2 | 6.25% | 35 | 33 | 0 | | | N | | 0 | \$849.89 |
| 19280 | TOULOUSE PASTEL | 11/05/1973 | Active | 19 | 0 | 2 | -2 | -9.52% | 17 | 7 | 1 | | | IP | 11 | \$362.87 | |
| 34463 | TOULOUSE PORTET | 09/20/1977 | Active | 26 | 3 | 0 | 3 | 13.04% | 23 | | 0 | | | N | | 0 | \$1,197.47 |
| 19278 | TOULOUSE PYRENEES DOYEN | 01/07/1955 | Active | 5 | 5 | 21 | -16 | -76.19% | 21 | 14 | 0 | | | | M,VP,SC | N/R | \$105.16 |
| 78938 | TOULOUSE QUINT OCCITANIE | 04/29/2004 | Active | 26 | 0 | 1 | -1 | -3.70% | 31 | 16 | 1 | | | N | S,M,SC | 12 | \$5,806.23 |
| 57941 | TOULOUSE SAINT SERNIN | 03/05/1996 | Active | 9 | 0 | 1 | -1 | -10.00% | 11 | 10 | 5 | | 3 | R | M,SC | 24+ | |
| 50287 | TOULOUSE VALLEE DU GIROU | 03/13/1990 | Active | 16 | 1 | 1 | 0 | 0.00% | 17 | 2 | 0 | | | N | P,SC | N/A | |
| 130811 | Toulouse-Belberaud Saint Orens-Occitanie | 04/27/2017 | Active | 17 | 0 | 3 | -3 | -15.00% | 20 | 2 | 0 | | | R | | 5 | |
| 84437 | TOURNEFEUILLE OCCITANIE | 02/01/2005 | Active | 23 | 1 | 0 | 1 | 4.55% | 22 | | 0 | | | N | | 11 | \$1,438.03 |



Club Health Assessment for District 103 S through May 2025

| | | | Status | Membership | | | | | | | Reports | | | | | Finance | LCIF |
|------------------------|---------------------------------|--------------|---|-----------------------------|-------------------|---------------------|---|-----------------|----------------------------|--|---------------------------|--------------------------------|------------------------------------|------------------------------|---|--|-----------------------------------|
| Club Number | Club Name | Charter Date | | Current Member Count | YTD Members Added | YTD Members Dropped | YTD Net Growth | YTD Net Growth% | Member Count 12 Months Ago | Avg. length of service for dropped members | Months Since Last MMR *** | Yrs. Since Last Officer Report | President Rotation | Vice President Reported **** | Months Since Last Activity Report *** | Account Balance | Donations for current Fiscal Year |
| | | | Number of times on status quo within last two years | If below 15 members appears | | | If net loss is greater than 20% appears | | | If no report in 3 months appears in | | | When more than one year appears in | Number of repeat terms | Notes the officers that do not have an active | If no report at 12 months appears in red | |
| Exc Award (06/30/2022) | | | | | | | | | | | | | | | | | |
| 19284 | TULLE | 04/13/1958 | Active | 30 | 2 | 0 | 2 | 7.14% | 28 | | 0 | | | N | SC | 0 | \$324.10 |
| 56616 | TULLE TUTELLA | 03/06/1995 | Active | 22 | 3 | 0 | 3 | 15.79% | 19 | | 0 | | | | VP,SC | N/A | |
| 42811 | USSEL HAUTE CORREZE | 06/29/1983 | Active | 15 | 0 | 2 | -2 | -11.76% | 17 | 2 | 6 | | | N | | 2 | \$1,370.53 |
| 52990 | VAL DE GARONNE CAZERES CARBONNE | 04/27/1992 | Active | 12 | 0 | 0 | 0 | 0.00% | 12 | | 0 | | | N | M,SC | 11 | |
| Exc Award (06/30/2024) | | | | | | | | | | | | | | | | | |
| 40889 | VENDARGUES VIA DOMITIA | 02/26/1982 | Active | 12 | 2 | 0 | 2 | 20.00% | 10 | | 1 | | 2 | R | P | 0 | \$1,577.38 |
| 19285 | VILLEFRANCHE DE ROUER | 06/04/1969 | Active | 36 | 5 | 3 | 2 | 5.88% | 33 | 8 | 0 | | 2 | | VP,SC | 12 | \$2,002.03 |

Clubs Cancelled Previous Fiscal Year – Clubs Cancelled within last 12 months may be reinstated

| Club Number | Club Name | Charter Date | Current Status* | Cancellation Date |
|-------------|------------------------|--------------|-----------------|-------------------|
| 149197 | Alet Aude Haute Vallee | 03/30/2022 | Cancelled(6*) | 01/29/2024 |

| Current Total Clubs Count | YTD New Clubs Count | YTD Cancelled Clubs Count | YTD Net Club Gain | Current Total Members Count | YTD Add | YTD Drop | YTD Net Growth | YTD Net Growth % | Member Count 12 Months Ago | Average Member Count Per Club | % of Clubs with less than 20 members | % No MMR in 3 Months | % No Officer Report in 12 Months | % of Clubs with balance 90+ days | Number of Clubs in Status Quo | % Status Quo Clubs in Financial Suspension | Number of Cancelled Clubs | Average Cancelled Club Age | Members Lost Due to Cancellation | % of Clubs Cancelled for Non-Financial Reasons |
|---------------------------|---------------------|---------------------------|-------------------|-----------------------------|---------|----------|----------------|------------------|----------------------------|-------------------------------|--------------------------------------|----------------------|----------------------------------|----------------------------------|-------------------------------|--|---------------------------|----------------------------|----------------------------------|--|
| 112 | 2 | 1 | 1 | 2,140 | 256 | 208 | 48 | 2.29% | 2,135 | 19 | 57% | 5% | 0% | 0% | 0 | 0% | 1 | 9 | 0 | 100% |

* - P - Priority Club. Cancellation Reasons: 1-Objectives/conduct, 2-Non-active club, 5-Non-existing club, 6-Disbanding, 7-Merger, 8-Financial Suspension, 9-District/Multiple District Dues.

** - Abbreviation: P-President, S-Secretary, T-Treasurer, M-Member Chairperson, VP-First Vice President, MC-Communications Chairperson, SC-Service Chairperson

*** - Abbreviation: N/R - Never reported using the Lions Clubs website, N/A - Not applicable, No password registered for the Lions Clubs website.

**** - Abbreviation: N - New, IP - Immediate Past, R - Repeat.



Club Health Assessment for District 103SW through May 2025

| | | | Status | Membership | | | | | | | Reports | | | | | Finance | | LCIF |
|-------------------------------|--------------------------------|--------------|---|-----------------------------|-------------------|---------------------|----------------|---|----------------------------|--|-------------------------------------|------------------------------------|------------------------|---|--|-----------------|-----------------------------------|------|
| Club Number | Club Name | Charter Date | | Current Member Count | YTD Members Added | YTD Members Dropped | YTD Net Growth | YTD Net Growth% | Member Count 12 Months Ago | Avg. length of service for dropped members | Months Since Last MMR *** | Yrs. Since Last Officer Report | President Rotation | Vice President Reported **** | Months Since Last Activity Report *** | Account Balance | Donations for current Fiscal Year | |
| | | | Number of times on status quo within last two years | If below 15 members appears | | | | If net loss is greater than 20% appears | | | If no report in 3 months appears in | When more than one year appears in | Number of repeat terms | Notes the officers that do not have an active | If no report at 12 months appears in red | | | |
| Clubs less than two years old | | | | | | | | | | | | | | | | | | |
| 155756 | Merignac Aeroport | 02/19/2024 | Active | 15 | 1 | 6 | -5 | -25.00% | 24 | 1 | 2 | | | M,VP | 12 | | | |
| Clubs more than two years old | | | | | | | | | | | | | | | | | | |
| 19286 | AGEN DOYEN | 06/14/1958 | Active | 14 | 0 | 0 | 0 | 0.00% | 14 | | 0 | | | N | 4 | | | |
| 53910 | AGEN JARDIN D'OVALIE | 12/21/1992 | Active | 22 | 3 | 0 | 3 | 15.79% | 22 | | 1 | | | IP | 1 | | | |
| 57864 | AGEN JASMIN | 02/16/1996 | Active | 17 | 1 | 1 | 0 | 0.00% | 17 | 29 | 0 | | | N | M,SC | 4 | | |
| 47834 | AGEN VAL DE GARONNE | 11/12/1987 | Active | 20 | 5 | 3 | 2 | 11.11% | 18 | 7 | 1 | | | N | | 2 | \$1,123.52 | |
| 37695 | AIGUILLON CONFLUENT L C | 11/06/1979 | Active | 11 | 0 | 1 | -1 | -8.33% | 11 | 38 | 0 | | | | VP,SC | 3 | | |
| 19289 | ARCACHON | 05/23/1955 | Active | 36 | 1 | 2 | -1 | -2.70% | 37 | 26 | 1 | | | N | SC | 0 | \$687.84 | |
| Exc Award (06/30/2019) | | | | | | | | | | | | | | | | | | |
| 33863 | ARCACHON NORD NOROIT L C | 05/18/1977 | Active | 15 | 0 | 0 | 0 | 0.00% | 15 | | 1 | | | IP | SC | N/R | | |
| 19346 | ARGELES SEPT VALLEES | 02/18/1967 | Active | 16 | 0 | 0 | 0 | 0.00% | 17 | | 0 | | | N | | 2 | | |
| 19290 | BAGNERES DE BIGORRE | 11/04/1957 | Active | 12 | 1 | 3 | -2 | -14.29% | 14 | 35 | 0 | | 2 | R | M,SC | 5 | | |
| 35776 | BASTIDES DU PERIGORD LC | 06/26/1978 | Active | 27 | 3 | 1 | 2 | 8.00% | 25 | 29 | 0 | | | N | SC | 0 | \$11,744.34 | |
| 19292 | BAYONNE | 03/16/1968 | Active | 24 | 1 | 1 | 0 | 0.00% | 25 | 6 | 0 | | | N | M | 0 | \$1,865.02 | |
| 19293 | BERGERAC | 01/25/1960 | Active | 28 | 2 | 2 | 0 | 0.00% | 28 | 8 | 1 | | | N | | 14 | | |
| 61212 | BERGERAC TERRE DE VIGNES | 11/02/1998 | Active | 21 | 1 | 3 | -2 | -8.70% | 23 | 19 | 2 | | | N | P,VP,SC | 1 | \$1,084.57 | |
| 19294 | BIARRITZ ILBARRITZ COTE BASQUE | 01/10/1955 | Active | 21 | 1 | 5 | -4 | -16.00% | 23 | 6 | 0 | | | N | | 1 | \$1,069.75 | |
| 125757 | Biganos-Le Teich-Mios-Le Delta | 09/03/2015 | Active | 8 | 1 | 2 | -1 | -11.11% | 9 | 1 | 0 | | | | VP,SC | 13 | \$1,620.48 | |
| 142356 | Bigorre Isaby | 09/18/2020 | Active | 15 | 2 | 1 | 1 | 7.14% | 15 | 6 | 0 | | | N | | 2 | 90+ Days \$393.30 | |
| 55585 | BILLERE EN BEARN | 04/19/1994 | Active | 13 | 5 | 2 | 3 | 30.00% | 10 | 16 | 0 | | | | S,VP | 17 | | |
| 19295 | BISCAROSSE | 01/08/1970 | Active | 20 | 2 | 4 | -2 | -9.09% | 22 | 9 | 1 | | | N | SC | 10 | \$525.79 | |
| 19296 | BLAYE | 05/13/1970 | Active | 25 | 5 | 5 | 0 | 0.00% | 25 | 20 | 0 | | | N | | 0 | \$521.90 | |
| Exc Award (06/30/2024) | | | | | | | | | | | | | | | | | | |
| 59552 | BORDEAUX BEGLES MASCARET | 05/14/1997 | Active | 15 | 0 | 1 | -1 | -6.25% | 15 | 37 | 0 | | | N | SC | 1 | | |



Club Health Assessment for District 103SW through May 2025

| | | | Status | Membership | | | | | | | Reports | | | | | Finance | LCIF | |
|-------------|--|--------------|---|-----------------------------|-------------------|---------------------|----------------|-----------------|---|--|---------------------------|-------------------------------------|------------------------------------|------------------------------|---|--|-----------------------------------|------------|
| Club Number | Club Name | Charter Date | | Current Member Count | YTD Members Added | YTD Members Dropped | YTD Net Growth | YTD Net Growth% | Member Count 12 Months Ago | Avg. length of service for dropped members | Months Since Last MMR *** | Yrs. Since Last Officer Report | President Rotation | Vice President Reported **** | Months Since Last Activity Report *** | Account Balance | Donations for current Fiscal Year | |
| | | | Number of times on status quo within last two years | If below 15 members appears | | | | | If net loss is greater than 20% appears | | | If no report in 3 months appears in | When more than one year appears in | Number of repeat terms | Notes the officers that do not have an active | If no report at 12 months appears in red | | |
| 116778 | BORDEAUX BRUGES LE BOUSCAT | 05/11/2012 | Active | 18 | 3 | 1 | 2 | 12.50% | 9 | 5 | 0 | | | IP | 2 | 90+ Days | \$325.37 | |
| 44748 | BORDEAUX CAUDERAN | 03/22/1985 | Active | 23 | 2 | 6 | -4 | -14.81% | 28 | 23 | 0 | | 2 | N | SC | | 2 | \$525.79 |
| 19297 | BORDEAUX DOYEN DES PROV DE FRA | 01/01/1951 | Active | 21 | 4 | 2 | 2 | 10.53% | 19 | 2 | 0 | | | N | P | | 6 | |
| 37595 | BORDEAUX ENTRE DEUX MERS L C Exc Award (06/30/2023) | 10/04/1979 | Active | 16 | 2 | 6 | -4 | -20.00% | 20 | 17 | 1 | | | R | | | 12 | \$2,561.93 |
| 39361 | BORDEAUX GRAVES | 01/27/1981 | Active | 18 | 4 | 0 | 4 | 28.57% | 15 | | 0 | | | N | | | 11 | \$704.33 |
| 34973 | BORDEAUX MERIGNAC TALENCE AVENIR | 01/10/1978 | Active | 7 | 0 | 0 | 0 | 0.00% | 7 | | 0 | | | | VP | | 6 | \$525.79 |
| 49645 | BORDEAUX MONDIAL | 06/16/1989 | Active | 17 | 2 | 0 | 2 | 13.33% | 11 | | 0 | | | | VP,SC | | 23 | \$522.44 |
| 46647 | BORDEAUX MONTESQUIEU | 11/13/1986 | Active | 16 | 0 | 0 | 0 | 0.00% | 16 | | 1 | | | N | SC | | 24+ | |
| 48027 | BORDEAUX RIVE GAUCHE Exc Award (06/30/2023) | 01/05/1988 | Active | 20 | 0 | 1 | -1 | -4.76% | 20 | 3 | 1 | | | N | SC | | 0 | \$443.27 |
| 126450 | Bordeaux Royal | 12/29/2015 | Cancelled(6*) | 0 | 0 | 8 | -8 | -100.00% | 8 | 4 | 3 | | 5 | N | S,M,VP,SC | N/R | | |
| 122386 | Bordeaux Saint Augustin Exc Award (06/30/2023) | 06/04/2014 | Cancelled(6*) | 0 | 0 | 0 | 0 | 0.00% | 17 | | 9 | | None | | P,S,T,VP,SC | 13 | \$1,069.75 | |
| 47874 | BORDEAUX TOURNY | 11/19/1987 | Active | 13 | 1 | 0 | 1 | 8.33% | 12 | | 0 | | 5 | | VP,SC | 11 | | |
| 31663 | CASTELJALOUX Exc Award (06/30/2023) | 02/03/1976 | Active | 35 | 5 | 3 | 2 | 6.06% | 33 | 26 | 1 | | | | VP | 9 | \$1,084.57 | |
| 100161 | CASTILLON ET RIVES DE DORDOGNE | 09/07/2007 | Active | 20 | 4 | 1 | 3 | 17.65% | 16 | 17 | 0 | | | N | SC | 2 | | |
| 19307 | DAX LANDES | 04/17/1956 | Active | 34 | 1 | 1 | 0 | 0.00% | 36 | 14 | 1 | | | N | | N/A | \$1,561.93 | |
| 19247 | EAUZE ARMAGNAC L C | 06/26/1964 | Active | 19 | 2 | 0 | 2 | 11.76% | 17 | | 1 | | | N | SC | 6 | \$1,010.50 | |
| 100630 | GUJAN MESTRAS LES BARBOTS | 11/26/2007 | Active | 20 | 2 | 2 | 0 | 0.00% | 17 | 3 | 0 | | 2 | N | M,SC | 0 | \$1,083.83 | |
| 121831 | Gujan Mestras Les Parqueurs | 04/09/2014 | Active | 28 | 3 | 0 | 3 | 12.00% | 25 | | 0 | | | N | SC | 5 | 90+ Days \$1,356.76 | |
| 51669 | HENDAYE BIDASSOA | 05/13/1991 | Active | 12 | 1 | 4 | -3 | -20.00% | 17 | 15 | 0 | | | N | M | 0 | \$892.19 | |
| 33348 | HOSSEGOR-COTE SUD L C Exc Award (06/30/2024) | 02/23/1977 | Active | 17 | 1 | 0 | 1 | 6.25% | 16 | | 0 | | | N | SC | 8 | \$801.56 | |



Club Health Assessment for District 103SW through May 2025

| | | | Status | Membership | | | | | | | Reports | | | | | Finance | | LCIF |
|-------------|---|--------------|---|-----------------------------|-------------------|---------------------|----------------|---|----------------------------|--|-------------------------------------|------------------------------------|------------------------|---|--|-----------------|-----------------------------------|------|
| Club Number | Club Name | Charter Date | | Current Member Count | YTD Members Added | YTD Members Dropped | YTD Net Growth | YTD Net Growth% | Member Count 12 Months Ago | Avg. length of service for dropped members | Months Since Last MMR *** | Yrs. Since Last Officer Report | President Rotation | Vice President Reported **** | Months Since Last Activity Report *** | Account Balance | Donations for current Fiscal Year | |
| | | | Number of times on status quo within last two years | If below 15 members appears | | | | If net loss is greater than 20% appears | | | If no report in 3 months appears in | When more than one year appears in | Number of repeat terms | Notes the officers that do not have an active | If no report at 12 months appears in red | | | |
| 19308 | LA DOUBLE EN PERIGORD | 02/25/1969 | Active | 29 | 3 | 0 | 3 | 11.54% | 26 | | 0 | | | N | 2 | | \$96.80 | |
| 140333 | Lescar - Vallees des Gaves de Bearn | 01/15/2020 | Active | 13 | 2 | 1 | 1 | 8.33% | 12 | 9 | 0 | | | N | SC | 4 | | |
| 123826 | Libourne Bastide | 12/17/2014 | Active | 11 | 0 | 0 | 0 | 0.00% | 11 | | 0 | | | R | SC | 17 | | |
| 19315 | LIBOURNE DOYEN | 05/16/1957 | Active | 23 | 2 | 1 | 1 | 4.55% | 22 | 0 | 1 | | | N | S | 0 | \$2,681.79 | |
| 19317 | LOURDES | 06/13/1960 | Active | 32 | 0 | 1 | -1 | -3.03% | 33 | 39 | 0 | | | N | | 2 | \$1,024.98 | |
| 19319 | MARMANDE DOYEN | 06/12/1965 | Active | 24 | 1 | 0 | 1 | 4.35% | 23 | | 0 | | | | M,VP,SC | N/R | | |
| 64313 | MARMANDE POMME D'AMOUR | 05/30/2001 | Active | 20 | 0 | 3 | -3 | -13.04% | 25 | 8 | 0 | | | N | M,SC | 6 | \$1,173.18 | |
| 19320 | MAUBOURGUET | 04/09/1969 | Active | 10 | 0 | 0 | 0 | 0.00% | 10 | | 0 | | | N | SC | 2 | \$433.83 | |
| 19321 | MEDOC | 09/13/1957 | Active | 15 | 1 | 0 | 1 | 7.14% | 14 | | 1 | | | N | M,SC | N/R | | |
| 19322 | MONT DE MARSAN DOYEN | 04/09/1958 | Active | 14 | 4 | 4 | 0 | 0.00% | 14 | 30 | 1 | | | N | | 2 | \$522.44 | |
| 78602 | MONT DE MARSAN POMME DE PIN | 03/29/2004 | Active | 18 | 1 | 1 | 0 | 0.00% | 18 | 15 | 0 | | | N | | 0 | \$2,824.00 | |
| 33349 | NAY-LARRIBERE L C | 02/23/1977 | Active | 12 | 1 | 2 | -1 | -7.69% | 14 | 2 | 1 | | | N | SC | 5 | \$525.79 | |
| 19324 | NERAC ALBRET | 03/18/1959 | Active | 14 | 2 | 0 | 2 | 16.67% | 14 | | 0 | | 3 | | T,VP,SC | 6 | \$542.28 | |
| 19326 | OLORON | 04/01/1970 | Active | 20 | 2 | 3 | -1 | -4.76% | 21 | 2 | 1 | | | N | SC | 4 | | |
| 19342 | ORTHEZ BEARN DES GAVES | 05/25/1955 | Active | 13 | 0 | 1 | -1 | -7.14% | 14 | 1 | 0 | | 2 | N | SC | 0 | \$1,044.88 | |
| 49862 | PAU - LONS ANNA DE NOAILLES Exc Award (06/30/2018) | 09/20/1989 | Active | 14 | 2 | 1 | 1 | 7.69% | 14 | 0 | 0 | | | N | SC | 5 | \$7,266.12 | |
| 19329 | PAU BEARN | 01/08/1955 | Active | 28 | 3 | 7 | -4 | -12.50% | 32 | 13 | 1 | | | N | | 7 | \$1,108.18 | |
| 33350 | PAU HENRI IV | 02/23/1977 | Active | 15 | 0 | 2 | -2 | -11.76% | 18 | 36 | 1 | | | R | SC | 24+ | | |
| 19328 | PAU NAVARRE | 05/23/1973 | Active | 13 | 1 | 0 | 1 | 8.33% | 12 | | 0 | | 2 | | M,VP,SC | N/R | \$1,750.74 | |
| 97257 | PERIGORD MONTAIGNE | 06/05/2006 | Active | 28 | 0 | 2 | -2 | -6.67% | 28 | 6 | 0 | | | N | | 5 | \$2,103.18 | |
| 125840 | Perigord Renaissance | 09/21/2015 | Active | 19 | 2 | 1 | 1 | 5.56% | 20 | 2 | 0 | | 2 | R | SC | 24+ | \$2,157.56 | |
| 19330 | PERIGORD VERT L C | 05/09/1973 | Active | 19 | 2 | 1 | 1 | 5.56% | 18 | 8 | 1 | | | R | P,M,SC | N/A | | |
| 19332 | PERIGUEUX DOYEN | 05/29/1959 | Active | 36 | 0 | 3 | -3 | -7.69% | 39 | 21 | 0 | | | N | | 0 | \$104.49 | |



Club Health Assessment for District 103SW through May 2025

| | | | Status | Membership | | | | | | | Reports | | | | | Finance | | LCIF |
|------------------------|------------------------------------|--------------|---|-----------------------------|-------------------|---------------------|----------------|-----------------|---|--|---------------------------|-------------------------------------|------------------------------------|------------------------------|---|--|-----------------------------------|------|
| Club Number | Club Name | Charter Date | | Current Member Count | YTD Members Added | YTD Members Dropped | YTD Net Growth | YTD Net Growth% | Member Count 12 Months Ago | Avg. length of service for dropped members | Months Since Last MMR *** | Yrs. Since Last Officer Report | President Rotation | Vice President Reported **** | Months Since Last Activity Report *** | Account Balance | Donations for current Fiscal Year | |
| | | | Number of times on status quo within last two years | If below 15 members appears | | | | | If net loss is greater than 20% appears | | | If no report in 3 months appears in | When more than one year appears in | Number of repeat terms | Notes the officers that do not have an active | If no report at 12 months appears in red | | |
| Exc Award (06/30/2018) | | | | | | | | | | | | | | | | | | |
| 51097 | PERIGUEUX ST FRONT | 12/03/1990 | Active | 11 | 0 | 0 | 0 | 0.00% | 11 | | 2 | | None | P,S,T,M,VP SC SC | N/A | | | |
| 143781 | Pessac Aquitaine - Action Jeunesse | 12/09/2020 | Active | 15 | 2 | 2 | 0 | 0.00% | 15 | 7 | 0 | | 2 | R | 11 | | \$128.24 | |
| 19331 | PESSAC DOYEN | 03/06/1972 | Active | 12 | 2 | 1 | 1 | 9.09% | 10 | 9 | 0 | | 2 | N | 1 | | | |
| 88981 | PESSAC- LEOGNAN | 09/22/2005 | Active | 18 | 0 | 0 | 0 | 0.00% | 19 | | 1 | | | N | 13 | | \$2,125.85 | |
| 19335 | QUINSAC COTES DE BORDEAUX | 04/03/1965 | Active | 14 | 1 | 2 | -1 | -6.67% | 15 | 5 | 1 | | 2 | N | 2 | | \$1,380.32 | |
| 42558 | SAINT ANDRE DE CUBZAC | 04/19/1983 | Active | 14 | 3 | 1 | 2 | 16.67% | 12 | 42 | 0 | | 2 | R | 0 | | \$542.28 | |
| 49252 | SAINT JEAN DE LUZ CIBOURE INFANTE | 02/27/1989 | Active | 16 | 0 | 2 | -2 | -11.11% | 18 | 10 | 1 | | | N | 0 | | \$1,288.99 | |
| 32014 | SAINT MEDARD EN JALLES L C | 04/06/1976 | Active | 18 | 1 | 3 | -2 | -10.00% | 22 | 2 | 1 | | | N | 0 | | \$7,478.22 | |
| 53984 | SAINTE FOY LA GRANDE AQUITANIA | 01/15/1993 | Active | 12 | 0 | 0 | 0 | 0.00% | 16 | | 0 | | | N | 4 | | \$162.69 | |
| 46054 | SAINTE LIVRADE VALLEE DU LOT | 04/08/1986 | Active | 21 | 1 | 1 | 0 | 0.00% | 21 | 5 | 1 | | 2 | R | 24+ | | | |
| 19338 | SAINT-EMILION | 03/08/1973 | Active | 19 | 0 | 1 | -1 | -5.00% | 20 | 2 | 1 | | 3 | R | 24+ | | | |
| 19344 | SARLAT | 09/23/1969 | Active | 17 | 1 | 4 | -3 | -15.00% | 23 | 41 | 1 | | | VP | 12 | | \$1,084.57 | |
| 19345 | SAUTERNES | 06/10/1960 | Active | 27 | 2 | 2 | 0 | 0.00% | 27 | 38 | 0 | | | N | 8 | | | |
| 122035 | St Paul-Lès-Dax | 04/29/2014 | Active | 16 | 0 | 0 | 0 | 0.00% | 16 | | 1 | | | N | 2 | | \$1,041.28 | |
| 39362 | TARBES ADOUR | 01/27/1981 | Active | 22 | 4 | 1 | 3 | 15.79% | 19 | 6 | 1 | | | R | 6 | | | |
| 49943 | TARBES LAS NEOUS | 11/03/1989 | Active | 24 | 1 | 3 | -2 | -7.69% | 26 | 6 | 0 | | 2 | N | 11 | | \$1,084.57 | |
| 118793 | TARBES PYRENEES | 02/18/2013 | Active | 0 | 0 | 9 | -9 | -100.00% | 9 | 17 | 1 | | 2 | N | 16 | | | |
| 19348 | TERRASSON | 02/24/1967 | Active | 17 | 4 | 8 | -4 | -19.05% | 22 | 17 | 1 | | | N | 2 | | \$170.00 | |
| Exc Award (06/30/2023) | | | | | | | | | | | | | | | | | | |
| 19351 | VILLENEUVE SUR LOT DOYEN | 11/19/1955 | Active | 15 | 0 | 1 | -1 | -6.25% | 16 | 49 | 1 | | 2 | R | 11 | | | |
| 51025 | VILLENEUVE SUR LOT LA BASTIDE | 10/25/1990 | Active | 23 | 5 | 3 | 2 | 9.52% | 21 | 7 | 0 | | | N | 14 | | \$1,301.48 | |



Club Health Assessment for District 103SW through May 2025

| | | | Status | Membership | | | | | | | Reports | | | | Finance | LCIF | |
|-------------|-----------|--------------|---|-----------------------------|-------------------|---------------------|----------------|---|----------------------------|--|-------------------------------------|------------------------------------|------------------------|---|--|-----------------|-----------------------------------|
| Club Number | Club Name | Charter Date | | Current Member Count | YTD Members Added | YTD Members Dropped | YTD Net Growth | YTD Net Growth% | Member Count 12 Months Ago | Avg. length of service for dropped members | Months Since Last MMR *** | Yrs. Since Last Officer Report | President Rotation | Vice President Reported **** | Months Since Last Activity Report *** | Account Balance | Donations for current Fiscal Year |
| | | | Number of times on status quo within last two years | If below 15 members appears | | | | If net loss is greater than 20% appears | | | If no report in 3 months appears in | When more than one year appears in | Number of repeat terms | Notes the officers that do not have an active | If no report at 12 months appears in red | | |

Clubs Cancelled Previous Fiscal Year – Clubs Cancelled within last 12 months may be reinstated

| Club Number | | | | Club Name | | | | Charter Date | | Current Status* | | Cancellation Date | | | | | | | | | | | | | | | | |
|---------------------------|--|---------------------|---------------------------|-------------------------------------|-----------------------------|--|---------|--------------|----------------|------------------|----------------------------|-------------------------------|--------------------------------------|----------------------|----------------------------------|----------------------------------|-------------------------------|--|---------------------------|----------------------------|----------------------------------|--|--|--|--|--|--|--|
| 125818 | | | | Saint Pee Sur Nivelle - Pays Basque | | | | 09/18/2015 | | Cancelled(6*) | | 07/29/2023 | | | | | | | | | | | | | | | | |
| Current Total Clubs Count | | YTD New Clubs Count | YTD Cancelled Clubs Count | YTD Net Club Gain | Current Total Members Count | | YTD Add | YTD Drop | YTD Net Growth | YTD Net Growth % | Member Count 12 Months Ago | Average Member Count Per Club | % of Clubs with less than 20 members | % No MMR in 3 Months | % No Officer Report in 12 Months | % of Clubs with balance 90+ days | Number of Clubs in Status Quo | % Status Quo Clubs in Financial Suspension | Number of Cancelled Clubs | Average Cancelled Club Age | Members Lost Due to Cancellation | % of Clubs Cancelled for Non-Financial Reasons | | | | | | |
| 82 | | 0 | 2 | -2 | 1,520 | | 128 | 156 | -28 | -1.81% | 1,578 | 19 | 61% | 0% | 0% | 4% | 0 | 0% | 2 | 14 | 8 | 100% | | | | | | |

* - P - Priority Club. Cancellation Reasons: 1-Objectives/conduct, 2-Non-active club, 5-Non-existing club, 6-Disbanding, 7-Merger, 8-Financial Suspension, 9-District/Multiple District Dues.

** - Abbreviation: P-President, S-Secretary, T-Treasurer, M-Member Chairperson, VP-First Vice President, MC-Communications Chairperson, SC-Service Chairperson

*** - Abbreviation: N/R - Never reported using the Lions Clubs website, N/A - Not applicable, No password registered for the Lions Clubs website.

**** - Abbreviation: N - New, IP - Immediate Past, R - Repeat.



Club Health Assessment for District 103 W through May 2025

| | | | Status | Membership | | | | | | | Reports | | | | | Finance | | LCIF |
|-------------------------------|--------------------------------|--------------|---|-----------------------------|-------------------|---------------------|----------------|-----------------|---|--|---------------------------|-------------------------------------|------------------------------------|------------------------------|---|-------------------------------|-----------------------------------|------------|
| Club Number | Club Name | Charter Date | | Current Member Count | YTD Members Added | YTD Members Dropped | YTD Net Growth | YTD Net Growth% | Member Count 12 Months Ago | Avg. length of service for dropped members | Months Since Last MMR *** | Yrs. Since Last Officer Report | President Rotation | Vice President Reported **** | Months Since Last Activity Report *** | Account Balance | Donations for current Fiscal Year | |
| | | | Number of times on status quo within last two years | If below 15 members appears | | | | | If net loss is greater than 20% appears | | | If no report in 3 months appears in | When more than one year appears in | Number of repeat terms | Notes the officers that do not have an active | If no report at 12 months red | | |
| Clubs less than two years old | | | | | | | | | | | | | | | | | | |
| 157974 | Guerlédan Bretagne | 04/08/2024 | Active | 31 | 3 | 2 | 1 | 3.33% | 30 | 1 | 0 | | 2 | R | N/R | | | \$1,105.17 |
| Clubs more than two years old | | | | | | | | | | | | | | | | | | |
| 45905 | ANCENIS | 03/06/1986 | Active | 19 | 1 | 2 | -1 | -5.00% | 20 | 1 | 1 | | | N | SC | 2 | | \$2,254.75 |
| 19353 | ANGERS CITE | 02/16/1954 | Active | 36 | 1 | 0 | 1 | 2.86% | 34 | | 1 | | | N | | 0 | | \$2,032.13 |
| 139188 | Angers Confluences | 07/16/2019 | Active | 14 | 1 | 4 | -3 | -17.65% | 17 | 17 | 0 | | | N | | 24+ | | \$525.79 |
| 56671 | ANGERS DAVID D'ANGERS | 03/20/1995 | Active | 19 | 1 | 0 | 1 | 5.56% | 16 | | 1 | | | N | | 1 | 90+ Days | \$1,604.81 |
| 34772 | ANGERS ROI RENE | 12/05/1977 | Active | 29 | 2 | 0 | 2 | 7.41% | 27 | | 0 | | | N | | N/R | | |
| 60637 | ANGERS RONCERAY | 04/10/1998 | Active(1) | 32 | 0 | 1 | -1 | -3.03% | 32 | 1 | 1 | | | | VP,SC | 12 | | \$3,138.11 |
| 19354 | ANGERS VAL DE MAINE | 12/19/1969 | Active | 19 | 2 | 3 | -1 | -5.00% | 20 | 36 | 0 | | | N | | 3 | 90+ Days | |
| 19357 | AURAY | 12/17/1962 | Active | 19 | 2 | 2 | 0 | 0.00% | 18 | 29 | 1 | | | N | | 0 | 90+ Days | \$520.64 |
| 19358 | BAUGE LE BAUGEOIS | 03/24/1970 | Active(1) | 24 | 0 | 0 | 0 | 0.00% | 23 | | 0 | | | N | | 2 | | \$4,564.87 |
| 19359 | BREST DOYEN | 11/08/1955 | Active | 21 | 5 | 4 | 1 | 5.00% | 20 | 16 | 0 | | | N | | 13 | 90+ Days | |
| 33099 | BREST IROISE | 12/06/1976 | Active | 29 | 8 | 1 | 7 | 31.82% | 22 | 7 | 1 | | | N | | 11 | | |
| 62991 | BREST LA CORDELIERE | 03/31/2000 | Cancelled(6*) | 0 | 0 | 0 | 0 | 0.00% | 9 | | 9 | 1 | None | | P,S,T,M,VP SC | N/A | | |
| 19395 | CARHAIX-POHER | 03/25/1969 | Active | 10 | 1 | 1 | 0 | 0.00% | 10 | 44 | 0 | | | | VP,SC | 12 | | |
| 44858 | CARNAC-LA TRINITE BAIE DE QUIB | 04/18/1985 | Active(1) | 4 | 0 | 3 | -3 | -42.86% | 7 | 1 | 0 | | | | M,VP,SC | 11 | | |
| 19363 | CHATEAU GONTIER | 06/26/1968 | Active | 22 | 0 | 2 | -2 | -8.33% | 25 | 22 | 1 | | | N | M | 6 | | \$5,401.60 |
| 37957 | CHATEAUBRIANT LA MEE | 01/18/1980 | Active | 23 | 2 | 0 | 2 | 9.52% | 20 | | 0 | | | N | | 6 | | \$3,635.74 |
| Exc Award (06/30/2018) | | | | | | | | | | | | | | | | | | |
| 19365 | CHOLET CITE | 01/25/1956 | Active | 19 | 2 | 3 | -1 | -5.00% | 20 | 14 | 0 | | | N | | 24+ | 90+ Days | \$542.28 |
| 34035 | CHOLET-MAUGES L C | 06/07/1977 | Active | 27 | 1 | 2 | -1 | -3.57% | 27 | 5 | 2 | | | N | | N/R | 90+ Days | \$3,764.83 |
| Exc Award (06/30/2023) | | | | | | | | | | | | | | | | | | |
| 146307 | CONCARNEAU CORNOUAILLE | 05/24/2021 | Active | 20 | 3 | 1 | 2 | 11.11% | 18 | 6 | 1 | | | N | | 17 | 90+ Days | |
| 33558 | DINAN | 03/29/1977 | Active(1) | 28 | 2 | 2 | 0 | 0.00% | 28 | 18 | 0 | | | N | T,SC | N/R | | |



Club Health Assessment for District 103 W through May 2025

| | | | Status | Membership | | | | | | | Reports | | | | | Finance | LCIF | |
|------------------------|--------------------------------|--------------|---|-----------------------------|-------------------|---------------------|----------------|---|----------------------------|--|-------------------------------------|------------------------------------|------------------------|------------------------------|---|--|-----------------------------------|------------|
| Club Number | Club Name | Charter Date | | Current Member Count | YTD Members Added | YTD Members Dropped | YTD Net Growth | YTD Net Growth% | Member Count 12 Months Ago | Avg. length of service for dropped members | Months Since Last MMR *** | Yrs. Since Last Officer Report | President Rotation | Vice President Reported **** | Months Since Last Activity Report *** | Account Balance | Donations for current Fiscal Year | |
| | | | Number of times on status quo within last two years | If below 15 members appears | | | | If net loss is greater than 20% appears | | | If no report in 3 months appears in | When more than one year appears in | Number of repeat terms | | Notes the officers that do not have an active | If no report at 12 months appears in red | | |
| 19367 | DINARD | 07/08/1966 | Active | 11 | 2 | 1 | 1 | 10.00% | 10 | 1 | 1 | | None | R | P,SC | N/A | 90+ Days | \$1,051.59 |
| 67379 | DINARD EMERAUDE | 02/28/2003 | Active(1) | 16 | 2 | 0 | 2 | 14.29% | 14 | | 1 | | | N | SC | 11 | | \$1,040.49 |
| 35208 | DURTAL-LA FLECHE L C | 03/31/1978 | Active | 20 | 0 | 0 | 0 | 0.00% | 20 | | 1 | | | N | | 24 | | |
| Exc Award (06/30/2018) | | | | | | | | | | | | | | | | | | |
| 107914 | GUERANDE FLEURS DE SEL | 04/06/2010 | Active(1) | 14 | 1 | 2 | -1 | -6.67% | 15 | 20 | 1 | | 2 | | S,M,VP,SC | N/A | | |
| 19377 | LA BAULE COTE D'AMOUR | 12/09/1955 | Active(1) | 28 | 0 | 3 | -3 | -9.68% | 29 | 20 | 1 | | 2 | N | | 3 | | \$4,419.40 |
| Exc Award (06/30/2024) | | | | | | | | | | | | | | | | | | |
| 84616 | LA BAULE GRAND LARGE | 01/03/2005 | Active | 14 | 1 | 2 | -1 | -6.67% | 15 | 5 | 1 | | | N | | 3 | | \$416.91 |
| 59171 | LA BAULE OCEANE | 02/20/1997 | Active | 1 | 1 | 9 | -8 | -88.89% | 9 | 10 | 0 | | | | T,VP,SC | 14 | | \$1,040.49 |
| 43765 | LA BAULE PAYS GUERANDAIS | 04/19/1984 | Active | 24 | 6 | 1 | 5 | 26.32% | 19 | 31 | 0 | | | N | S | 0 | | \$2,082.56 |
| 19379 | LA FERTE BERNARD | 06/04/1958 | Active | 22 | 4 | 0 | 4 | 22.22% | 18 | | 0 | | | N | | 0 | 90+ Days | \$448.42 |
| 59357 | LA ROCHE-BERNARD RHUYS VILAINE | 04/10/1997 | Active | 14 | 0 | 0 | 0 | 0.00% | 14 | | 1 | | | N | SC | 6 | | \$833.70 |
| 19380 | LANNION | 02/18/1971 | Active | 27 | 0 | 0 | 0 | 0.00% | 31 | | 0 | | 2 | N | | 24+ | | \$3,132.56 |
| Exc Award (06/30/2018) | | | | | | | | | | | | | | | | | | |
| 58278 | LAVAL ANNE D'ALEGRE | 05/13/1996 | Active | 7 | 0 | 0 | 0 | 0.00% | 7 | | 0 | | | N | | 6 | | \$162.69 |
| 60719 | LAVAL GUY DE LAVAL | 05/01/1998 | Active | 17 | 2 | 0 | 2 | 13.33% | 15 | | 2 | | | N | | 2 | 90+ Days | \$520.24 |
| Exc Award (06/30/2018) | | | | | | | | | | | | | | | | | | |
| 19382 | LAVAL PREMIER | 03/10/1955 | Active(1) | 40 | 0 | 0 | 0 | 0.00% | 40 | | 0 | | | N | SC | 13 | | |
| 49482 | LE MANS ALIENOR | 05/08/1989 | Active | 23 | 0 | 1 | -1 | -4.17% | 24 | 23 | 0 | | | N | SC | 7 | | |
| 19383 | LE MANS CENTRE HORIZON | 04/07/1954 | Active | 27 | 4 | 2 | 2 | 8.00% | 25 | 12 | 0 | | | | VP,SC | N/R | | \$2,204.31 |
| 63099 | LE MANS CITE DES 24 HEURES | 04/26/2000 | Active | 16 | 1 | 0 | 1 | 6.67% | 18 | | 1 | | | N | M,SC | N/A | | |
| 30929 | LEMANS PLANTAGENET | 06/12/1975 | Active | 32 | 1 | 2 | -1 | -3.03% | 33 | 27 | 1 | | | N | | N/A | | |
| 41677 | LORIENT ARMOR | 06/26/1982 | Active | 13 | 0 | 1 | -1 | -7.14% | 14 | 1 | 0 | | 2 | | VP,SC | 0 | | \$315.48 |
| 34666 | LORIENT OCEAN | 11/21/1977 | Active(1) | 16 | 0 | 3 | -3 | -15.79% | 19 | 18 | 0 | | | N | M,SC | 6 | | |
| 42431 | LOUDEAC | 03/28/1983 | Active | 19 | 0 | 1 | -1 | -5.00% | 20 | 7 | 0 | | | N | SC | N/R | | \$1,790.86 |



Club Health Assessment for District 103 W through May 2025

| | | | Status | Membership | | | | | | | Reports | | | | | Finance | | LCIF |
|------------------------------------|--------------------------------|--------------|---|-----------------------------|-------------------|---------------------|----------------|---|----------------------------|--|-------------------------------------|------------------------------------|------------------------|---|---------------------------------------|-----------------|-----------------------------------|------|
| Club Number | Club Name | Charter Date | | Current Member Count | YTD Members Added | YTD Members Dropped | YTD Net Growth | YTD Net Growth% | Member Count 12 Months Ago | Avg. length of service for dropped members | Months Since Last MMR *** | Yrs. Since Last Officer Report | President Rotation | Vice President Reported **** | Months Since Last Activity Report *** | Account Balance | Donations for current Fiscal Year | |
| | | | Number of times on status quo within last two years | If below 15 members appears | | | | If net loss is greater than 20% appears | | | If no report in 3 months appears in | When more than one year appears in | Number of repeat terms | Notes the officers that do not have an active | If no report at 12 months red | | | |
| 37958 | MACHECOUL PAYS DE RETZ | 01/18/1980 | Active | 12 | 0 | 0 | 0 | 0.00% | 12 | | 9 | | | S,T,M,VP,SC | N/R | | \$1,080.32 | |
| 19388 | MAYENNE | 02/17/1956 | Active | 31 | 0 | 2 | -2 | -6.06% | 35 | 31 | 0 | | | N | SC | N/A | | |
| 19389 | MORLAIX | 04/20/1961 | Active | 24 | 1 | 2 | -1 | -4.00% | 25 | 2 | 1 | | | N | | 24+ | | |
| Exc Award (06/30/2018, 06/30/2023) | | | | | | | | | | | | | | | | | | |
| 19390 | NANTES CENTRE | 12/08/1955 | Active | 11 | 2 | 0 | 2 | 22.22% | 10 | | 1 | | | N | | 5 | \$262.90 | |
| 30368 | NANTES OCEAN | 03/06/1975 | Active | 19 | 0 | 1 | -1 | -5.00% | 21 | 19 | 1 | | | N | | N/R | | |
| 19393 | NANTES SAINT-SEB | 04/28/1969 | Active(1) | 14 | 0 | 3 | -3 | -17.65% | 17 | 6 | 1 | | | N | P,M,SC | 18 | \$810.03 | |
| 34036 | NANTES VALLEE DE L'ERDRE | 06/07/1977 | Active | 25 | 4 | 1 | 3 | 13.64% | 22 | 18 | 1 | | | | VP,SC | 7 | \$374.10 | |
| 19372 | PAYS DE FOUGERES | 04/08/1958 | Active | 26 | 2 | 3 | -1 | -3.70% | 27 | 27 | 1 | | | N | SC | 10 | \$722.44 | |
| 59021 | PAYS DE QUIMPERLE | 01/17/1997 | Active | 17 | 1 | 1 | 0 | 0.00% | 17 | 3 | 1 | | | N | SC | N/R | | |
| 50535 | PERROS-GUIREC | 05/16/1990 | Active | 12 | 2 | 2 | 0 | 0.00% | 12 | 8 | 1 | | | IP | SC | 11 | 90+ Days | |
| 19396 | PONTIVY | 02/27/1957 | Active | 39 | 1 | 0 | 1 | 2.63% | 38 | | 1 | | | N | | 11 | \$1,298.52 | |
| 149276 | Pornic Côte de Jade et Lumière | 12/27/2021 | Active | 19 | 2 | 1 | 1 | 5.56% | 18 | 34 | 0 | | | N | | 1 | \$844.25 | |
| 36907 | PORNICHET OCEAN L C | 04/16/1979 | Active | 19 | 2 | 2 | 0 | 0.00% | 19 | 2 | 0 | | | R | SC | 6 | 90+ Days | |
| Exc Award (06/30/2017) | | | | | | | | | | | | | | | | | | |
| 19397 | QUIMPER CORENTIN L C | 11/22/1954 | Status Quo(2) | 16 | 5 | 3 | 2 | 14.29% | 18 | 16 | 0 | | | N | SC | 0 | 90+ Days | |
| Exc Award (06/30/2023) | | | | | | | | | | | | | | | | | | |
| 44240 | QUIMPER GRADLON | 09/19/1984 | Active(1) | 15 | 0 | 0 | 0 | 0.00% | 15 | | 0 | | | N | VP,SC | 14 | | |
| 51420 | RENNES ARMORIQUE | 03/13/1991 | Cancelled(6*) | 0 | 1 | 14 | -13 | -100.00% | 13 | 16 | 2 | | | | M,VP,SC | 24+ | | |
| 19399 | RENNES CENTRE | 05/12/1955 | Active(1) | 29 | 0 | 2 | -2 | -6.45% | 30 | 15 | 1 | | 2 | N | SC | N/A | | |
| 48820 | RENNES HERMINE | 07/28/1988 | Active | 19 | 0 | 0 | 0 | 0.00% | 19 | | 0 | | | | VP | 1 | | |
| 35777 | RENNES RIVE DE L'ILLE | 06/26/1978 | Active(1) | 22 | 9 | 0 | 9 | 69.23% | 13 | | 0 | | | | VP,SC | 8 | | |
| 30369 | RENNES VALLEE DE LA SEICHE | 03/06/1975 | Active(1) | 20 | 0 | 1 | -1 | -4.76% | 21 | 33 | 1 | | | N | | 15 | \$208.10 | |
| 54030 | SAINT BRIEUC ODYSSEE | 02/01/1993 | Active | 18 | 1 | 7 | -6 | -25.00% | 24 | 16 | 0 | | | N | P | 2 | \$699.01 | |
| 19402 | SAINT BRIEUC-GRIFFON | 02/01/1955 | Active(1) | 16 | 0 | 5 | -5 | -23.81% | 21 | 17 | 2 | | | N | | 24+ | | |



Club Health Assessment for District 103 W through May 2025

| | | | Status | Membership | | | | | | | Reports | | | | | Finance | | LCIF |
|------------------------|----------------------------|--------------|---|-----------------------------|-------------------|---------------------|----------------|-----------------|---|--|---------------------------|-------------------------------------|------------------------------------|------------------------------|---|--|-----------------------------------|------------|
| Club Number | Club Name | Charter Date | | Current Member Count | YTD Members Added | YTD Members Dropped | YTD Net Growth | YTD Net Growth% | Member Count 12 Months Ago | Avg. length of service for dropped members | Months Since Last MMR *** | Yrs. Since Last Officer Report | President Rotation | Vice President Reported **** | Months Since Last Activity Report *** | Account Balance | Donations for current Fiscal Year | |
| | | | Number of times on status quo within last two years | If below 15 members appears | | | | | If net loss is greater than 20% appears | | | If no report in 3 months appears in | When more than one year appears in | Number of repeat terms | Notes the officers that do not have an active | If no report at 12 months appears in red | | |
| 140880 | Saint Gregoire | 02/14/2020 | Active | 23 | 3 | 7 | -4 | -14.81% | 26 | 5 | 0 | | 2 | R | SC | N/R | | \$1,203.16 |
| 19407 | SAUMUR RIVES DE LOIRE | 01/21/1955 | Active | 20 | 0 | 0 | 0 | 0.00% | 20 | | 0 | | | N | M,SC | 23 | | |
| 57755 | SAUMUR YOLANDE D'ARAGON | 01/18/1996 | Active(1) | 5 | 0 | 1 | -1 | -16.67% | 6 | 13 | 0 | | | | S,VP,SC | 12 | | |
| 19408 | SEGRE | 07/15/1959 | Active(1) | 23 | 2 | 1 | 1 | 4.55% | 22 | 3 | 1 | | | N | SC | 0 | | |
| Exc Award (06/30/2016) | | | | | | | | | | | | | | | | | | |
| 37359 | SILLE-ALPES MANCELLES | 06/25/1979 | Active | 13 | 0 | 2 | -2 | -13.33% | 15 | 31 | 6 | | 2 | R | M,SC | 11 | \$2,787.68 | |
| 19403 | ST CALAIS | 04/08/1960 | Active | 12 | 0 | 0 | 0 | 0.00% | 12 | | 0 | | 3 | R | | 2 | | |
| 19405 | ST MALO ILLE ET VILAINE | 12/23/1955 | Active | 34 | 0 | 0 | 0 | 0.00% | 35 | | 1 | | | N | | N/A | | |
| 19406 | ST NAZAIRE LOIRE | 03/25/1957 | Active | 21 | 2 | 1 | 1 | 5.00% | 21 | 5 | 0 | | | N | | 11 | | |
| 83060 | TREGOR COTE DE GRANIT ROSE | 06/30/2004 | Active(1) | 27 | 2 | 5 | -3 | -10.00% | 30 | 6 | 0 | | | N | | 0 | | |
| 19410 | VAL DU LOIR | 12/12/1962 | Active | 17 | 4 | 2 | 2 | 13.33% | 15 | 35 | 1 | | | N | M,SC | N/A | 90+ Days | \$2,655.31 |
| 62225 | VANNES BERTRANNE | 06/28/1999 | Active(1) | 23 | 3 | 3 | 0 | 0.00% | 23 | 8 | 1 | | | N | SC | N/R | | |
| 19411 | VANNES MORBIHAN | 01/10/1957 | Active | 27 | 2 | 4 | -2 | -6.90% | 29 | 18 | 0 | | 2 | N | SC | N/R | \$470.20 | |
| Exc Award (06/30/2023) | | | | | | | | | | | | | | | | | | |
| 37843 | VITRE | 12/26/1979 | Active | 10 | 0 | 1 | -1 | -9.09% | 14 | 19 | 1 | | | N | M,SC | 15 | | \$2,092.87 |

Clubs Cancelled Previous Fiscal Year – Clubs Cancelled within last 12 months may be reinstated

| Club Number | Club Name | Charter Date | Current Status* | Cancellation Date |
|-------------|---------------------------------|--------------|-----------------|-------------------|
| 153130 | Grand Ouest - Passeport Citoyen | 02/21/2023 | Cancelled(8*) | 11/29/2023 |
| 47911 | NANTES ANNE DE BRETAGNE | 12/01/1987 | Cancelled(6*) | 05/29/2024 |

| Current Total Clubs Count | YTD New Clubs Count | YTD Cancelled Clubs Count | YTD Net Club Gain | Current Total Members Count | YTD Add | YTD Drop | YTD Net Growth | YTD Net Growth % | Member Count 12 Months Ago | Average Member Count Per Club | % of Clubs with less than 20 members | % No MMR in 3 Months | % No Officer Report in 12 Months | % of Clubs with balance 90+ days | Number of Clubs in Status Quo | % Status Quo Clubs in Financial Suspension | Number of Cancelled Clubs | Average Cancelled Club Age | Members Lost Due to Cancellation | % of Clubs Cancelled for Non-Financial Reasons |
|---------------------------|---------------------|---------------------------|-------------------|-----------------------------|---------|----------|----------------|------------------|----------------------------|-------------------------------|--------------------------------------|----------------------|----------------------------------|----------------------------------|-------------------------------|--|---------------------------|----------------------------|----------------------------------|--|
| 75 | 0 | 2 | -2 | 1,524 | 113 | 138 | -25 | -1.61% | 1,567 | 20 | 51% | 3% | 0% | 19% | 1 | 100% | 2 | 48 | 14 | 50% |



Club Health Assessment for District 103 W through May 2025

| | | | Status | Membership | | | | | | | Reports | | | | | Finance | LCIF |
|-------------|-----------|--------------|---|-----------------------------|-------------------|---------------------|----------------|---|----------------------------|--|-------------------------------------|------------------------------------|------------------------|---|--|-----------------|-----------------------------------|
| Club Number | Club Name | Charter Date | | Current Member Count | YTD Members Added | YTD Members Dropped | YTD Net Growth | YTD Net Growth% | Member Count 12 Months Ago | Avg. length of service for dropped members | Months Since Last MMR *** | Yrs. Since Last Officer Report | President Rotation | Vice President Reported **** | Months Since Last Activity Report *** | Account Balance | Donations for current Fiscal Year |
| | | | | | | | | | | | | | | | | | |
| | | | Number of times on status quo within last two years | If below 15 members appears | | | | If net loss is greater than 20% appears | | | If no report in 3 months appears in | When more than one year appears in | Number of repeat terms | Notes the officers that do not have an active | If no report at 12 months appears in red | | |

* - P - Priority Club. Cancellation Reasons: 1-Objectives/conduct, 2-Non-active club, 5-Non-existing club, 6-Disbanding, 7-Merger, 8-Financial Suspension, 9-District/Multiple District Dues.
** - Abbreviation: P-President, S-Secretary, T-Treasurer, M-Member Chairperson, VP-First Vice President, MC-Communications Chairperson, SC-Service Chairperson
*** - Abbreviation: N/R - Never reported using the Lions Clubs website, N/A - Not applicable, No password registered for the Lions Clubs website.
**** - Abbreviation: N - New, IP - Immediate Past, R - Repeat.



Club Health Assessment for District 103IE through May 2025

| Club Number | Club Name | Charter Date | Status | Membership | | | | | | | Reports | | | | | Finance | LCIF |
|--------------------------------------|--------------------------------|--------------|---|-----------------------------|-------------------|---------------------|----------------|---|----------------------------|--|----------------------------------|------------------------------------|------------------------|---|--|-----------------|-----------------------------------|
| | | | | Current Member Count | YTD Members Added | YTD Members Dropped | YTD Net Growth | YTD Net Growth% | Member Count 12 Months Ago | Avg. length of service for dropped members | Months Since Last MMR *** | Yrs. Since Last Officer Report | President Rotation | Vice President Reported **** | Months Since Last Activity Report *** | Account Balance | Donations for current Fiscal Year |
| | | | Number of times on status quo within last two years | If below 15 members appears | | | | If net loss is greater than 20% appears | | | If no report in 3 months appears | When more than one year appears in | Number of repeat terms | Notes the officers that do not have an active | If no report at 12 months appears in red | | |
| Clubs less than two years old | | | | | | | | | | | | | | | | | |
| 154786 | Champigny Rives de Marne | 06/16/2023 | Active | 15 | 2 | 3 | -1 | -6.25% | 16 | 2 | 0 | | 3 | N | M,SC | 8 | \$30.00 |
| 154427 | CRÉCY COULOMMIERS PAYS DE BRIE | 06/06/2023 | Active | 15 | 0 | 2 | -2 | -11.76% | 20 | 3 | 1 | | | N | | 4 | \$3,322.60 |
| 172253 | Rives de Marne et Gondoire | 06/24/2024 | Active | 39 | 7 | 0 | 7 | 21.88% | 0 | | 0 | | None | | P,T,VP,SC | N/A | \$3,329.31 |
| 156790 | Seine-et-Marne Environnement | 03/14/2024 | Active | 26 | 2 | 3 | -1 | -3.70% | 27 | 4 | 1 | | 2 | N | SC | 2 | |
| Clubs more than two years old | | | | | | | | | | | | | | | | | |
| 19418 | AULNAY SOUS BOIS | 07/02/1958 | Active | 32 | 1 | 0 | 1 | 3.23% | 27 | | 1 | | | N | | 18 | \$569.43 |
| 65048 | BOUSSY LES DEUX MOULINS | 03/06/2002 | Active | 10 | 0 | 2 | -2 | -16.67% | 12 | 5 | 1 | | | N | | 19 | |
| 36819 | BRUNOY LES RIVES DU REVEILLON | 03/27/1979 | Active | 23 | 2 | 1 | 1 | 4.55% | 23 | 22 | 1 | | | R | | 0 | \$1,060.80 |
| 107466 | BRY AVENIR | 02/15/2010 | Active | 17 | 1 | 2 | -1 | -5.56% | 18 | 9 | 0 | | | R | SC | 9 | \$1,726.27 |
| Exc Award (06/30/2016, 06/30/2020) | | | | | | | | | | | | | | | | | |
| 19421 | CHARENTON LE PONT | 03/20/1969 | Active | 18 | 7 | 3 | 4 | 28.57% | 16 | 35 | 0 | | 2 | | VP,SC | 8 | \$1,583.56 |
| 43761 | CHATEAU LANDON VALLEE DU LOING | 04/27/1984 | Active | 12 | 0 | 1 | -1 | -7.69% | 13 | 9 | 0 | | 2 | IP | SC | 6 | \$2,089.76 |
| 118531 | CHELLES | 12/28/2012 | Active | 23 | 6 | 3 | 3 | 15.00% | 20 | 5 | 1 | | | | VP | 12 | \$1,080.32 |
| 19071 | DOURDAN | 07/02/1963 | Active | 15 | 3 | 0 | 3 | 25.00% | 14 | | 1 | | | N | | 2 | \$1,138.86 |
| 19072 | DRAVEIL | 02/07/1973 | Active | 22 | 0 | 0 | 0 | 0.00% | 22 | | 0 | | | | VP,SC | 4 | \$1,084.57 |
| Exc Award (06/30/2022) | | | | | | | | | | | | | | | | | |
| 19074 | ETAMPES | 12/21/1959 | Active | 26 | 0 | 0 | 0 | 0.00% | 26 | | 0 | | | N | | 11 | \$1,238.86 |
| 60322 | EVRY | 01/29/1998 | Active | 10 | 0 | 3 | -3 | -23.08% | 13 | 15 | 0 | | None | | P,S,T,M,VP SC | 3 | |
| 19075 | FONTAINEBLEAU | 10/29/1956 | Active | 7 | 1 | 1 | 0 | 0.00% | 8 | 1 | 1 | | 2 | R | M | 1 | \$1,041.28 |
| 45594 | FONTENAY VAL DE MARNE | 12/03/1985 | Active | 8 | 0 | 0 | 0 | 0.00% | 9 | | 0 | | | | VP,SC | 10 | |
| 42430 | GIF-SUR YVETTE CHEVRY | 03/31/1983 | Active | 28 | 2 | 3 | -1 | -3.45% | 30 | 3 | 1 | | | N | | 3 | \$3,590.99 |
| 48613 | LA FERTE GAUCHER | 05/23/1988 | Active | 24 | 2 | 0 | 2 | 9.09% | 21 | | 1 | | | N | SC | 6 | \$1,095.22 |
| Exc Award (06/30/2016, 06/30/2023) | | | | | | | | | | | | | | | | | |
| 19432 | LAGNY VAL DE BUSSY | 06/30/1971 | Active | 18 | 4 | 0 | 4 | 28.57% | 15 | | 1 | | | N | | 1 | \$1,184.45 |



Club Health Assessment for District 103IE through May 2025

| | | | Status | Membership | | | | | | | Reports | | | | | Finance | LCIF |
|------------------------|--|--------------|---|-----------------------------|-------------------|---------------------|---|-----------------|----------------------------|--|-------------------------------------|------------------------------------|------------------------|---|--|-----------------|-----------------------------------|
| Club Number | Club Name | Charter Date | | Current Member Count | YTD Members Added | YTD Members Dropped | YTD Net Growth | YTD Net Growth% | Member Count 12 Months Ago | Avg. length of service for dropped members | Months Since Last MMR *** | Yrs. Since Last Officer Report | President Rotation | Vice President Reported **** | Months Since Last Activity Report *** | Account Balance | Donations for current Fiscal Year |
| | | | Number of times on status quo within last two years | If below 15 members appears | | | If net loss is greater than 20% appears | | | | If no report in 3 months appears in | When more than one year appears in | Number of repeat terms | Notes the officers that do not have an active | If no report at 12 months appears in red | | |
| Exc Award (06/30/2023) | | | | | | | | | | | | | | | | | |
| 19433 | LE BOURGET LE BLANC MESNIL | 06/07/1967 | Active | 7 | 0 | 2 | -2 | -22.22% | 10 | 35 | 0 | | 2 | N | 24+ | | \$630.96 |
| 29131 | LE PLESSIS TREVISE BOIS ST ANTOINE | 04/18/1974 | Active | 5 | 0 | 0 | 0 | 0.00% | 2 | | 1 | | | M,VP,SC | 7 | | |
| 124062 | Limeil Brevannes | 01/26/2015 | Active | 22 | 0 | 2 | -2 | -8.33% | 24 | 25 | 1 | | | N | 11 | | |
| 36143 | MARNE LA VALLEE L C | 10/31/1978 | Active | 14 | 0 | 4 | -4 | -22.22% | 19 | 13 | 0 | | | N | 2 | | \$324.10 |
| 34864 | MARNE LA VALLEE NOISY LE GRAND | 12/09/1977 | Active | 16 | 1 | 5 | -4 | -20.00% | 22 | 10 | 1 | | | R | SC | 7 | |
| Exc Award (06/30/2022) | | | | | | | | | | | | | | | | | |
| 19014 | MEAUX | 11/08/1955 | Active | 43 | 3 | 2 | 1 | 2.38% | 43 | 27 | 0 | | | N | 11 | | \$1,080.32 |
| Exc Award (06/30/2016) | | | | | | | | | | | | | | | | | |
| 19082 | MELUN DOYEN | 01/26/1956 | Active | 26 | 0 | 2 | -2 | -7.14% | 28 | 48 | 0 | | | N | SC | 11 | \$2,082.57 |
| 33861 | MELUN VAL DE SEINE | 05/11/1977 | Active | 23 | 2 | 0 | 2 | 9.52% | 21 | | 1 | | | T,M,VP,SC | N/A | | |
| 58262 | MILLY LA FORET | 05/13/1996 | Active | 11 | 2 | 0 | 2 | 22.22% | 9 | | 0 | | | N | SC | 1 | \$1,060.40 |
| 19085 | MONTGERON-VAL D'YERRES L C | 02/13/1958 | Active | 16 | 3 | 1 | 2 | 14.29% | 15 | 10 | 0 | | | N | 24+ | | |
| 19086 | MONTLHERY | 06/18/1965 | Active | 6 | 1 | 4 | -3 | -33.33% | 9 | 7 | 1 | | | R | SC | 20 | |
| 44557 | NEUILLY DHUYS | 01/21/1985 | Active | 11 | 1 | 0 | 1 | 10.00% | 12 | | 1 | 1 | None | P,S,T,M,VP SC | 13 | | \$542.28 |
| 19446 | NOGENT-LE PERREUX L C | 06/05/1958 | Active | 19 | 3 | 0 | 3 | 18.75% | 17 | | 1 | | | N | 13 | | \$3,240.96 |
| 142325 | Noisy Amitié Humanité | 10/26/2020 | Cancelled(6*) | 0 | 0 | 15 | -15 | -100.00% | 15 | 4 | 6 | | None | P,S,T,M,VP SC | N/R | | |
| 56672 | ORMESSON SUCY VAL DS MOULINS | 03/15/1995 | Active | 24 | 2 | 1 | 1 | 4.35% | 29 | 24 | 0 | | | VP | 1 | | \$1,164.72 |
| Exc Award (06/30/2018) | | | | | | | | | | | | | | | | | |
| 130706 | Orsay-Courtaboeuf | 04/13/2017 | Active(1) | 4 | 3 | 2 | 1 | 33.33% | 3 | 3 | 0 | | 2 | VP | N/A | | \$454.52 |
| 148762 | Ozoir Cyber Club Actions Autisme Francophone | 11/11/2021 | Active | 22 | 5 | 2 | 3 | 15.79% | 19 | 5 | 0 | | | VP | 7 | | |
| 48927 | OZOIR LA FERRIERE | 10/05/1988 | Cancelled(6*) | 0 | 0 | 1 | -1 | -100.00% | 2 | 7 | 9 | 1 | None | P,S,T,M,VP SC | 14 | | |
| Exc Award (06/30/2016) | | | | | | | | | | | | | | | | | |
| 19447 | PANTIN NOISY DRANCY AZUR | 04/22/1965 | Active | 8 | 1 | 0 | 1 | 14.29% | 7 | | 0 | | | N | 6 | | \$104.05 |



Club Health Assessment for District 103IE through May 2025

| | | | Status | Membership | | | | | | | Reports | | | | | Finance | LCIF |
|-------------|---|--------------|---|-----------------------------|-------------------|---------------------|----------------|-----------------|----------------------------|--|-------------------------------------|------------------------------------|------------------------|---|--|-----------------|-----------------------------------|
| Club Number | Club Name | Charter Date | | Current Member Count | YTD Members Added | YTD Members Dropped | YTD Net Growth | YTD Net Growth% | Member Count 12 Months Ago | Avg. length of service for dropped members | Months Since Last MMR *** | Yrs. Since Last Officer Report | President Rotation | Vice President Reported **** | Months Since Last Activity Report *** | Account Balance | Donations for current Fiscal Year |
| | | | Number of times on status quo within last two years | If below 15 members appears | | | | | | If net loss is greater than 20% appears | If no report in 3 months appears in | When more than one year appears in | Number of repeat terms | Notes the officers that do not have an active | If no report at 12 months appears in red | | |
| 19024 | PROVINS-NANGIS-BRAY SUR SEINE | 06/05/1967 | Active | 27 | 3 | 4 | -1 | -3.57% | 28 | 18 | 0 | | | R | T,SC | N/A | |
| 19435 | RAINCY VILLEMOMBLE Exc Award (06/30/2016) | 02/07/1958 | Active | 22 | 1 | 0 | 1 | 4.76% | 22 | | 0 | | | N | P | 20 | \$1,676.83 |
| 150046 | Rosny Sous Bois Aquila | 02/25/2022 | Active(1) | 16 | 3 | 1 | 2 | 14.29% | 15 | 0 | 1 | | | N | | 11 | |
| 53812 | SAINT MAUR BORDS DE MARNE | 11/11/1992 | Active(1) | 4 | 0 | 0 | 0 | 0.00% | 4 | | 3 | | | IP | SC | N/R | |
| 19427 | SAINT MAUR DES FOSSES DOYEN Exc Award (06/30/2023) | 04/19/1966 | Active | 27 | 0 | 0 | 0 | 0.00% | 27 | | 1 | | | N | | 6 | |
| 19095 | SAINTE GENEVIEVE SAVIGNY VALLEE DE L'ORGE | 09/19/1972 | Cancelled(6*) | 0 | 0 | 4 | -4 | -100.00% | 4 | 13 | 5 | 1 | None | | P,S,T,M,VP SC | N/R | \$981.13 |
| 101681 | SAINT-MAUR ALLIANCE | 05/01/2008 | Active | 29 | 3 | 2 | 1 | 3.57% | 27 | 0 | 0 | | | N | | 11 | \$1,051.59 |
| 62772 | SEVRAN-NOBEL VILLEPINTE | 02/11/2000 | Cancelled(6*) | 0 | 0 | 0 | 0 | 0.00% | 4 | | 9 | 1 | None | | P,S,T,M,VP SC | N/R | |
| 19467 | ST MANDE | 07/05/1956 | Active | 10 | 3 | 2 | 1 | 11.11% | 10 | 7 | 0 | | | N | | 18 | \$1,041.28 |
| 60638 | VAL DE BIEVRE | 04/14/1998 | Active | 15 | 2 | 0 | 2 | 15.38% | 13 | | 1 | | 3 | R | M,SC | 24+ | |
| 153902 | Val d'Europe Magny | 05/11/2023 | Active | 10 | 2 | 8 | -6 | -37.50% | 16 | 1 | 1 | | | | M,VP | 11 | |
| 56252 | VERRIERES LE BUISSON ? IGNU | 11/16/1994 | Active | 5 | 0 | 0 | 0 | 0.00% | 6 | | 1 | | | N | M | 1 | \$542.28 |
| 19475 | VINCENNES VAL DE MARNE | 11/15/1956 | Active | 19 | 1 | 0 | 1 | 5.56% | 21 | | 1 | | | N | | 15 | \$2,169.14 |

Clubs Cancelled Previous Fiscal Year – Clubs Cancelled within last 12 months may be reinstated

| Club Number | Club Name | Charter Date | Current Status* | Cancellation Date |
|-------------|----------------------------|--------------|-----------------|-------------------|
| 40888 | COULOMMIERS COMMANDERIE | 02/10/1982 | Cancelled(8*) | 12/29/2023 |
| 29505 | LONGJUMEAU-PALAISEAU | 06/19/1974 | Cancelled(8*) | 12/29/2023 |

| Current Total Clubs Count | YTD New Clubs Count | YTD Cancelled Clubs Count | YTD Net Club Gain | Current Total Members Count | YTD Add | YTD Drop | YTD Net Growth | YTD Net Growth % | Member Count 12 Months Ago | Average Member Count Per Club | % of Clubs with less than 20 members | % No MMR in 3 Months | % No Officer Report in 12 Months | % of Clubs with balance 90+ days | Number of Clubs in Status Quo | % Status Quo Clubs in Financial Suspension | Number of Cancelled Clubs | Average Cancelled Club Age | Members Lost Due to Cancellation | % of Clubs Cancelled for Non-Financial Reasons |
|---------------------------|---------------------|---------------------------|-------------------|-----------------------------|---------|----------|----------------|------------------|----------------------------|-------------------------------|--------------------------------------|----------------------|----------------------------------|----------------------------------|-------------------------------|--|---------------------------|----------------------------|----------------------------------|--|
| 48 | 0 | 4 | -4 | 849 | 85 | 91 | -6 | -0.70% | 853 | 18 | 60% | 2% | 2% | 0% | 0 | 0% | 4 | 52 | 20 | 50% |



Club Health Assessment for District 103IE through May 2025

|  | | | Status | Membership | | | | | | | Reports | | | | | Finance | LCIF |
|--|-----------|--------------|---|-----------------------------|-------------------|---------------------|----------------|---|----------------------------|--|-------------------------------------|------------------------------------|------------------------|---|--|-----------------|-----------------------------------|
| Club Number | Club Name | Charter Date | | Current Member Count | YTD Members Added | YTD Members Dropped | YTD Net Growth | YTD Net Growth% | Member Count 12 Months Ago | Avg. length of service for dropped members | Months Since Last MMR *** | Yrs. Since Last Officer Report | President Rotation | Vice President Reported **** | Months Since Last Activity Report *** | Account Balance | Donations for current Fiscal Year |
| | | | Number of times on status quo within last two years | If below 15 members appears | | | | If net loss is greater than 20% appears | | | If no report in 3 months appears in | When more than one year appears in | Number of repeat terms | Notes the officers that do not have an active | If no report at 12 months appears in red | | |

* - P - Priority Club. Cancellation Reasons: 1-Objectives/conduct, 2-Non-active club, 5-Non-existing club, 6-Disbanding, 7-Merger, 8-Financial Suspension, 9-District/Multiple District Dues.
** - Abbreviation: P-President, S-Secretary, T-Treasurer, M-Member Chairperson, VP-First Vice President, MC-Communications Chairperson, SC-Service Chairperson
*** - Abbreviation: N/R - Never reported using the Lions Clubs website, N/A - Not applicable, No password registered for the Lions Clubs website.
**** - Abbreviation: N - New, IP - Immediate Past, R - Repeat.



Club Health Assessment for District 103IP through May 2025

| | | | Status | Membership | | | | | | | Reports | | | | | Finance | | LCIF |
|-------------------------------|----------------------------|--------------|---|-----------------------------|-------------------|---------------------|----------------|---|----------------------------|--|-------------------------------------|------------------------------------|------------------------|---|--|-----------------|-----------------------------------|------|
| Club Number | Club Name | Charter Date | | Current Member Count | YTD Members Added | YTD Members Dropped | YTD Net Growth | YTD Net Growth% | Member Count 12 Months Ago | Avg. length of service for dropped members | Months Since Last MMR *** | Yrs. Since Last Officer Report | President Rotation | Vice President Reported **** | Months Since Last Activity Report *** | Account Balance | Donations for current Fiscal Year | |
| | | | Number of times on status quo within last two years | If below 15 members appears | | | | If net loss is greater than 20% appears | | | If no report in 3 months appears in | When more than one year appears in | Number of repeat terms | Notes the officers that do not have an active | If no report at 12 months appears in red | | | |
| Clubs less than two years old | | | | | | | | | | | | | | | | | | |
| 181483 | Paris Gastronomy Universal | 03/24/2025 | Newly Chartered | 21 | 21 | 0 | 21 | 100.00% | 0 | | 0 | | | N | M,SC | N/R | | |
| 154034 | Paris Parasport Universal | 06/14/2023 | Cancelled(6*) | 0 | 0 | 0 | 0 | 0.00% | 15 | | 4 | | None | P,S,T,M,VP SC | N/R | | | |
| 179092 | Paris Rosa Bonheur | 03/24/2025 | Newly Chartered | 24 | 24 | 0 | 24 | 100.00% | 0 | | 0 | | | M,VP,SC | N/R | | | |
| Clubs more than two years old | | | | | | | | | | | | | | | | | | |
| 43903 | PARIS ARC DE TRIOMPHE | 05/31/1984 | Active | 28 | 0 | 1 | -1 | -3.45% | 28 | 10 | 0 | | None | P,S,T,VP | 1 | | \$6,463.34 | |
| Exc Award (06/30/2023) | | | | | | | | | | | | | | | | | | |
| 126353 | Paris Atlantique | 12/07/2015 | Active | 6 | 0 | 1 | -1 | -14.29% | 8 | 9 | 0 | | | R | SC | 24+ | | |
| 49598 | PARIS BELLEVILLE | 06/13/1989 | Active | 11 | 0 | 0 | 0 | 0.00% | 12 | | 0 | | 2 | N | | 24+ | | |
| MENILMONTANT | | | | | | | | | | | | | | | | | | |
| 48430 | PARIS BOURSE GAILLON | 04/18/1988 | Active | 18 | 0 | 1 | -1 | -5.26% | 19 | 21 | 1 | | 2 | N | | 24+ | | |
| 36232 | PARIS BUTTE-MONTMARTRE | 11/20/1978 | Active | 6 | 0 | 0 | 0 | 0.00% | 6 | | 17 | | 2 | M,VP,SC | 24+ | | | |
| 116614 | PARIS BUTTES CHAUMONT | 05/07/2012 | Active | 20 | 1 | 0 | 1 | 5.26% | 19 | | 1 | | | N | | 2 | \$2,936.09 | |
| Exc Award (06/30/2018) | | | | | | | | | | | | | | | | | | |
| 19451 | PARIS CHAILLOT | 11/19/1963 | Active | 22 | 2 | 1 | 1 | 4.76% | 13 | 15 | 4 | | 3 | M,VP,SC | 18 | | \$525.51 | |
| 19450 | PARIS CONCORDE | 06/12/1973 | Active | 13 | 0 | 2 | -2 | -13.33% | 17 | 25 | 0 | | 2 | VP | 3 | | \$1,416.65 | |
| 19448 | PARIS DOYEN | 07/26/1948 | Active | 21 | 1 | 10 | -9 | -30.00% | 29 | 13 | 0 | | | VP | 0 | | \$1,420.79 | |
| 127713 | Paris Eiffel | 05/31/2016 | Active | 10 | 1 | 0 | 1 | 11.11% | 9 | | 2 | | 2 | N | | 3 | \$216.91 | |
| 58158 | PARIS EST NOTRE DAME | 04/19/1996 | Active | 9 | 0 | 2 | -2 | -18.18% | 11 | 29 | 1 | | | R | SC | 24+ | | |
| 19449 | PARIS ETOILE | 01/29/1974 | Active | 6 | 2 | 1 | 1 | 20.00% | 5 | 22 | 0 | | 5 | R | M,SC | 6 | | |
| 149039 | Paris France Gastronomie | 11/18/2021 | Active(1) | 15 | 6 | 8 | -2 | -11.76% | 43 | 2 | 1 | | None | R | P,SC | 23 | 90+ Days | |
| 134645 | Paris Gaite | 05/15/2018 | Active | 7 | 0 | 0 | 0 | 0.00% | 7 | | 0 | | 4 | | VP | 24+ | | |
| 149875 | Paris Haussmann | 02/10/2022 | Active | 12 | 2 | 0 | 2 | 20.00% | 11 | | 0 | | | N | | 11 | \$239.50 | |
| 123796 | Paris Helen Keller | 01/19/2015 | Active | 19 | 1 | 1 | 0 | 0.00% | 17 | 6 | 1 | | | N | SC | 14 | | |
| 64223 | PARIS ILE DE LA CITE | 04/30/2001 | Active | 21 | 1 | 2 | -1 | -4.55% | 21 | 11 | 0 | | | R | | 14 | \$108.46 | |



Club Health Assessment for District 103IP through May 2025

| | | | Status | Membership | | | | | | | Reports | | | | | Finance | | LCIF |
|-------------|--|--------------|---|-----------------------------|-------------------|---------------------|----------------|-----------------|---|--|---------------------------|-------------------------------------|------------------------------------|------------------------------|---|--|-----------------------------------|------|
| Club Number | Club Name | Charter Date | | Current Member Count | YTD Members Added | YTD Members Dropped | YTD Net Growth | YTD Net Growth% | Member Count 12 Months Ago | Avg. length of service for dropped members | Months Since Last MMR *** | Yrs. Since Last Officer Report | President Rotation | Vice President Reported **** | Months Since Last Activity Report *** | Account Balance | Donations for current Fiscal Year | |
| | | | Number of times on status quo within last two years | If below 15 members appears | | | | | If net loss is greater than 20% appears | | | If no report in 3 months appears in | When more than one year appears in | Number of repeat terms | Notes the officers that do not have an active | If no report at 12 months appears in red | | |
| 116612 | PARIS LA SORBONNE | 05/01/2012 | Active(1) | 6 | 0 | 0 | 0 | 0.00% | 6 | | 5 | | 7 | VP,SC | 1 | | \$33.25 | |
| 19437 | PARIS LONGCHAMP | 02/08/1962 | Active | 17 | 1 | 3 | -2 | -10.53% | 19 | 2 | 0 | | | N | 24+ | | | |
| 33441 | PARIS MONCEAU GRANDE ARMEE Exc Award (06/30/2024) | 03/16/1977 | Active | 20 | 0 | 3 | -3 | -13.04% | 23 | 20 | 1 | | 2 | R SC | 3 | | \$1,572.63 | |
| 42812 | PARIS MONNAIE BEAUX ARTS | 06/06/1983 | Active | 16 | 0 | 0 | 0 | 0.00% | 16 | | 0 | | 8 | N S,SC | 24+ | | | |
| 124628 | Paris Montaigne | 04/14/2015 | Active | 22 | 0 | 1 | -1 | -4.35% | 23 | 30 | 0 | | | N | 14 | | \$1,052.36 | |
| 57359 | PARIS OBSERVATOIRE-RIVE GAUCHE | 09/20/1995 | Active | 11 | 0 | 0 | 0 | 0.00% | 11 | | 0 | | | VP | 1 | | \$2,131.55 | |
| 124799 | Paris Ocean | 05/08/2015 | Active(2) | 6 | 1 | 3 | -2 | -25.00% | 8 | 1 | 4 | | None | R P,S,T,M,SC | 24+ | | | |
| 34294 | PARIS OUEST-AUTEUIL | 06/27/1977 | Cancelled(6*) | 0 | 0 | 10 | -10 | -100.00% | 10 | 12 | 2 | | 2 | N | 24+ | | | |
| 19457 | PARIS PALAIS ROYAL | 01/04/1974 | Active | 11 | 0 | 0 | 0 | 0.00% | 11 | | 0 | | None | P,S,M,VP,SC | 7 | | | |
| 137396 | Paris Passy Horizons | 02/13/2019 | Active | 5 | 0 | 2 | -2 | -28.57% | 8 | 6 | 1 | | 2 | VP | 6 | | | |
| 130650 | Paris Pont Neuf | 04/06/2017 | Active | 10 | 2 | 3 | -1 | -9.09% | 12 | 6 | 0 | | 2 | N S,SC | 4 | | | |
| 60319 | PARIS PORT AUX LIONS 2 | 01/16/1998 | Active | 11 | 0 | 1 | -1 | -8.33% | 12 | 27 | 0 | | | M,VP,SC | 0 | | \$162.05 | |
| 153073 | Paris Pyramides et Prospective | 11/29/2022 | Active(3) | 17 | 7 | 5 | 2 | 13.33% | 20 | 4 | 1 | | | N | 15 | | | |
| 47877 | PARIS QUAI D'ORSAY | 11/24/1987 | Active | 9 | 0 | 0 | 0 | 0.00% | 9 | | 0 | | | R | 24+ | | \$216.91 | |
| 34216 | PARIS QUARTIER LATIN | 06/27/1977 | Active | 19 | 0 | 0 | 0 | 0.00% | 21 | | 3 | | | VP,SC | 7 | | \$1,333.63 | |
| 109552 | PARIS RIVOLI | 10/27/2010 | Active | 5 | 1 | 1 | 0 | 0.00% | 5 | 6 | 0 | | 2 | R P,M,SC | 14 | | \$2,103.18 | |
| 61594 | PARIS SAINTE GENEVIEVE Exc Award (06/30/2023) | 03/04/1999 | Active | 9 | 1 | 2 | -1 | -10.00% | 9 | 18 | 0 | | 2 | R SC | 2 | | | |
| 122420 | Paris Saint-Georges | 06/13/2014 | Active | 19 | 3 | 1 | 2 | 11.76% | 18 | 1 | 0 | | | N | 24+ | | \$416.51 | |
| 137388 | Paris Seyssel | 02/07/2019 | Active | 33 | 7 | 2 | 5 | 17.86% | 28 | 4 | 0 | | 3 | R | 5 | | | |
| 60494 | PARIS SUFFREN-FONTENOY | 03/20/1998 | Active | 5 | 0 | 0 | 0 | 0.00% | 5 | | 0 | | 5 | R | 16 | | | |
| 154032 | Paris UDAF | 04/07/2023 | Status Quo(2) | 21 | 0 | 0 | 0 | 0.00% | 21 | | 5 | | 3 | M,VP,SC | N/R | 90+ Days | | |
| 140922 | Paris Vent d'Ouest Exc Award (06/30/2023) | 02/14/2020 | Active | 20 | 2 | 8 | -6 | -23.08% | 29 | 6 | 0 | | 3 | N SC | 22 | | | |



Club Health Assessment for District 103IP through May 2025

| | | | Status | Membership | | | | | | Reports | | | | | Finance | LCIF | |
|-------------|-----------|--------------|---|-----------------------------|-------------------|---------------------|----------------|---|----------------------------|--|-------------------------------------|------------------------------------|------------------------|---|--|-----------------|-----------------------------------|
| Club Number | Club Name | Charter Date | | Current Member Count | YTD Members Added | YTD Members Dropped | YTD Net Growth | YTD Net Growth% | Member Count 12 Months Ago | Avg. length of service for dropped members | Months Since Last MMR *** | Yrs. Since Last Officer Report | President Rotation | Vice President Reported **** | Months Since Last Activity Report *** | Account Balance | Donations for current Fiscal Year |
| | | | Number of times on status quo within last two years | If below 15 members appears | | | | If net loss is greater than 20% appears | | | If no report in 3 months appears in | When more than one year appears in | Number of repeat terms | Notes the officers that do not have an active | If no report at 12 months appears in red | | |

Clubs Cancelled Previous Fiscal Year – Clubs Cancelled within last 12 months may be reinstated

| Club Number | Club Name | Charter Date | Current Status* | Cancellation Date |
|-------------|-------------------------|--------------|-----------------|-------------------|
| 140882 | Paris Intercultural | 02/17/2020 | Cancelled(8*) | 12/29/2023 |
| 153076 | Paris Passion Universal | 11/29/2022 | Cancelled(6*) | 01/29/2024 |
| 124079 | Paris Sologne | 01/28/2015 | Cancelled(8*) | 06/29/2024 |

| Current Total Clubs Count | YTD New Clubs Count | YTD Cancelled Clubs Count | YTD Net Club Gain | Current Total Members Count | YTD Add | YTD Drop | YTD Net Growth | YTD Net Growth % | Member Count 12 Months Ago | Average Member Count Per Club | % of Clubs with less than 20 members | % No MMR in 3 Months | % No Officer Report in 12 Months | % of Clubs with balance 90+ days | Number of Clubs in Status Quo | % Status Quo Clubs in Financial Suspension | Number of Cancelled Clubs | Average Cancelled Club Age | Members Lost Due to Cancellation | % of Clubs Cancelled for Non-Financial Reasons |
|---------------------------|---------------------|---------------------------|-------------------|-----------------------------|---------|----------|----------------|------------------|----------------------------|-------------------------------|--------------------------------------|----------------------|----------------------------------|----------------------------------|-------------------------------|--|---------------------------|----------------------------|----------------------------------|--|
| 40 | 2 | 2 | 0 | 581 | 87 | 75 | 12 | 2.11% | 614 | 15 | 70% | 15% | 0% | 5% | 1 | 100% | 2 | 32 | 10 | 0% |

* - P - Priority Club. Cancellation Reasons: 1-Objectives/conduct, 2-Non-active club, 5-Non-existing club, 6-Disbanding, 7-Merger, 8-Financial Suspension, 9-District/Multiple District Dues.

** - Abbreviation: P-President, S-Secretary, T-Treasurer, M-Member Chairperson, VP-First Vice President, MC-Communications Chairperson, SC-Service Chairperson

*** - Abbreviation: N/R - Never reported using the Lions Clubs website, N/A - Not applicable, No password registered for the Lions Clubs website.

**** - Abbreviation: N - New, IP - Immediate Past, R - Repeat.



Club Health Assessment for District 103IW through May 2025

| | | | Status | Membership | | | | | | Reports | | | | | Finance | | LCIF | | | |
|-------------------------------|----------------------------------|--------------|---|-----------------------------|-------------------|---------------------|----------------|-----------------|---|--|---------------------------|--------------------------------|--------------------|-------------------------------------|---------------------------------------|------------------------|---|-------------------------------|------------|--|
| Club Number | Club Name | Charter Date | | Current Member Count | YTD Members Added | YTD Members Dropped | YTD Net Growth | YTD Net Growth% | Member Count 12 Months Ago | Avg. length of service for dropped members | Months Since Last MMR *** | Yrs. Since Last Officer Report | President Rotation | Vice President Reported **** | Months Since Last Activity Report *** | Account Balance | Donations for current Fiscal Year | | | |
| | | | Number of times on status quo within last two years | If below 15 members appears | | | | | If net loss is greater than 20% appears | | | | | If no report in 3 months appears in | When more than one year appears in | Number of repeat terms | Notes the officers that do not have an active | If no report at 12 months red | | |
| Clubs less than two years old | | | | | | | | | | | | | | | | | | | | |
| 154668 | Colombes Envol Nord de Seine | 06/08/2023 | Active | 4 | 0 | 3 | -3 | -42.86% | 7 | 1 | 0 | | | N | S,M,SC | N/R | | | | |
| 156855 | Haut Val d'Oise | 02/16/2024 | Active | 17 | 0 | 0 | 0 | 0.00% | 21 | | 0 | | 2 | R | | N/R | | | | |
| 172916 | Vauréal Coeurs Battants | 11/21/2024 | Active | 20 | 20 | 0 | 20 | 100.00% | 0 | | 0 | | | | M,VP,SC | N/A | | | | |
| 154470 | Villennes-Sur-Seine - Medan | 06/02/2023 | Active | 18 | 0 | 2 | -2 | -10.00% | 18 | 2 | 0 | | | N | M,SC | 11 | | | \$1,062.92 | |
| Clubs more than two years old | | | | | | | | | | | | | | | | | | | | |
| 47152 | ANTONY | 04/07/1987 | Active | 10 | 2 | 4 | -2 | -16.67% | 12 | 14 | 0 | | | | T,VP,SC | 0 | | | \$416.19 | |
| 19416 | ARGENTEUIL CORMEILLES EN PARIS | 05/01/1958 | Active | 18 | 6 | 5 | 1 | 5.88% | 17 | 13 | 0 | | 2 | R | SC | 11 | | | \$1,062.92 | |
| 62735 | ARGENTEUIL IMPRESSIONNISTES | 01/27/2000 | Active | 13 | 1 | 1 | 0 | 0.00% | 12 | 8 | 0 | | | R | M,SC | 11 | | | | |
| 19417 | ASNIERES BOIS COLOMBES | 12/29/1959 | Active | 16 | 0 | 1 | -1 | -5.88% | 14 | 59 | 0 | | 2 | N | | 11 | | | | |
| 78344 | AUVERS IRIS | 02/25/2004 | Active | 10 | 0 | 0 | 0 | 0.00% | 10 | | 5 | | | N | VP,SC | N/R | | | \$1,167.06 | |
| 19419 | BEAUCHAMP TAVERNY ERMONT | 05/25/1966 | Active | 28 | 0 | 2 | -2 | -6.67% | 29 | 17 | 0 | | | N | | 23 | | | \$1,062.92 | |
| 121525 | Boulogne Billancourt L'Innovante | 03/10/2014 | Active | 24 | 6 | 2 | 4 | 20.00% | 24 | 10 | 0 | | | N | SC | 6 | | | \$1,541.28 | |
| 117822 | BOURG LA REINE VAL DE BIEVRE | 09/12/2012 | Active | 16 | 0 | 2 | -2 | -11.11% | 21 | 10 | 0 | | | N | T | 12 | | | \$696.96 | |
| 35594 | CERGY-VILLE NOUVELLE | 05/19/1978 | Active | 19 | 1 | 1 | 0 | 0.00% | 19 | 46 | 1 | | | | VP,SC | 24+ | | | | |
| 134302 | Chambourcy | 05/30/2018 | Active | 17 | 2 | 4 | -2 | -10.53% | 19 | 13 | 1 | | 2 | R | SC | 24+ | | | \$600.00 | |
| 89303 | CHATENAY MALABRY | 09/21/2005 | Active | 15 | 2 | 0 | 2 | 15.38% | 13 | | 1 | | | N | | 7 | | | \$1,062.92 | |
| 19424 | CLICHY LEVALLOIS PERRET DOYEN | 11/07/1963 | Active | 19 | 0 | 7 | -7 | -26.92% | 26 | 22 | 0 | | | N | SC | 2 | | | | |
| 50643 | CONFLANS MONTJOIE | 06/12/1990 | Active | 19 | 0 | 0 | 0 | 0.00% | 18 | | 0 | | 2 | | VP | 0 | | | \$486.14 | |
| 19468 | DOMONT | 05/04/1971 | Active | 20 | 2 | 2 | 0 | 0.00% | 21 | 1 | 0 | | | | VP | 11 | | | \$1,582.77 | |
| 124417 | Elancourt Aqualina | 04/03/2015 | Active | 26 | 4 | 1 | 3 | 13.04% | 23 | 52 | 1 | | | N | | 0 | | | \$1,028.42 | |
| 19428 | ENGHIEN MONTMORENCY | 12/16/1960 | Active | 18 | 2 | 1 | 1 | 5.88% | 17 | 6 | 1 | | | N | | 8 | | | \$1,040.49 | |
| 115662 | ERAGNY BOUCLE DE L'OISE | 12/05/2011 | Active | 8 | 0 | 1 | -1 | -11.11% | 10 | 13 | 2 | | 2 | | VP,SC | 8 | | | | |



Club Health Assessment for District 103IW through May 2025

| | | | Status | Membership | | | | | | | Reports | | | | | Finance | | LCIF |
|-------------|--|--------------|---|-----------------------------|-------------------|---------------------|----------------|---|----------------------------|--|-------------------------------------|------------------------------------|------------------------|------------------------------|---|--|-----------------------------------|------------|
| Club Number | Club Name | Charter Date | | Current Member Count | YTD Members Added | YTD Members Dropped | YTD Net Growth | YTD Net Growth% | Member Count 12 Months Ago | Avg. length of service for dropped members | Months Since Last MMR *** | Yrs. Since Last Officer Report | President Rotation | Vice President Reported **** | Months Since Last Activity Report *** | Account Balance | Donations for current Fiscal Year | |
| | | | Number of times on status quo within last two years | If below 15 members appears | | | | If net loss is greater than 20% appears | | | If no report in 3 months appears in | When more than one year appears in | Number of repeat terms | | Notes the officers that do not have an active | If no report at 12 months appears in red | | |
| 50378 | EZANVILLE ECOUEN | 04/02/1990 | Active | 6 | 0 | 4 | -4 | -40.00% | 12 | 12 | 6 | | | | T,M,VP,SC | 24 | | |
| 64257 | FONTENAY AUX ROSES-VAL A LOUPS | 05/04/2001 | Active | 6 | 0 | 0 | 0 | 0.00% | 6 | | 1 | | 2 | N | | 14 | | |
| 137475 | Gennevilliers - Port de Paris | 03/18/2019 | Active | 9 | 0 | 3 | -3 | -25.00% | 12 | 3 | 0 | | | | M,VP,SC | N/A | | |
| 123849 | Houilles Victor Schoelcher | 12/22/2014 | Active | 14 | 1 | 1 | 0 | 0.00% | 14 | 10 | 1 | | | N | | 5 | | |
| 67381 | JOUY EN JOSAS - BUC - LES LOGES EN JOSAS | 03/04/2003 | Active | 23 | 3 | 3 | 0 | 0.00% | 23 | 9 | 0 | | | R | | 11 | | \$833.03 |
| 19431 | LA DEFENSE | 02/26/1963 | Active | 20 | 2 | 1 | 1 | 5.26% | 19 | 10 | 0 | | | N | SC | 18 | | \$7,167.85 |
| 44056 | LA GARENNE COLOMBES | 06/30/1984 | Active | 8 | 0 | 1 | -1 | -11.11% | 9 | 6 | 1 | | 2 | R | SC | 24+ | | |
| 137921 | LE CHESNAY-ROCQUENCOURT Exc Award (06/30/2023) | 05/13/2019 | Active | 15 | 0 | 1 | -1 | -6.25% | 15 | 3 | 0 | | | N | | 11 | | \$542.28 |
| 46319 | LE PECQ COTEAUX DE SEINE Exc Award (06/30/2018) | 06/24/1986 | Active | 23 | 2 | 1 | 1 | 4.55% | 23 | 19 | 0 | | | R | SC | 14 | | \$86.77 |
| 19429 | LE PLESSIS ROBINSON | 01/04/1968 | Active | 15 | 0 | 0 | 0 | 0.00% | 16 | | 0 | | | N | | 14 | | \$542.28 |
| 19436 | LE VESINET Exc Award (06/30/2016) | 05/04/1965 | Active | 7 | 0 | 0 | 0 | 0.00% | 7 | | 5 | | | N | M,SC | 24+ | | |
| 48544 | LES ESSARTS-LE-ROI, LE MESNIL-SAINT-DENIS, LE | 05/10/1988 | Active | 13 | 0 | 0 | 0 | 0.00% | 13 | | 3 | | | N | M,SC | 24+ | | |
| 19430 | L'ISLE ADAM PARMAIN | 04/05/1965 | Active | 17 | 2 | 0 | 2 | 13.33% | 16 | | 1 | | | N | M,SC | 11 | | |
| 43504 | LUZARCHES CHAUMONTEL | 02/27/1984 | Active | 10 | 3 | 0 | 3 | 42.86% | 7 | | 0 | | | | VP,SC | 12 | | |
| 19438 | MAISONS LAFFITTE-LE MESNI LE R | 05/04/1965 | Active | 17 | 3 | 8 | -5 | -22.73% | 22 | 26 | 1 | | | N | SC | 23 | | \$1,062.52 |
| 19439 | MANTES LA JOLIE | 06/23/1955 | Active | 14 | 0 | 1 | -1 | -6.67% | 15 | 8 | 5 | | | | M,VP,SC | 24+ | | |
| 44992 | MANTES VAL DE SEINE | 05/30/1985 | Active | 22 | 2 | 0 | 2 | 10.00% | 20 | | 1 | | | N | | 13 | | \$2,125.85 |
| 50644 | MARINES VEXIN FRANCAIS | 06/12/1990 | Active | 11 | 1 | 0 | 1 | 10.00% | 10 | | 1 | | | N | SC | N/A | | |
| 19440 | MARLY LE ROI LOUVECIENNES LE PORT Exc Award (06/30/2023) | 07/03/1964 | Active | 24 | 1 | 2 | -1 | -4.00% | 26 | 27 | 0 | | | N | | 5 | | |
| 107315 | MAULE EPONE VALLEE DE LA MAULDRE | 01/22/2010 | Active | 13 | 0 | 0 | 0 | 0.00% | 12 | | 1 | | 2 | N | SC | 24+ | | |



Club Health Assessment for District 103IW through May 2025

| | | | Status | Membership | | | | | | | Reports | | | | | Finance | LCIF |
|-------------|---|--------------|---|-----------------------------|-------------------|---------------------|----------------|---|----------------------------|--|----------------------------------|------------------------------------|------------------------|---|---------------------------------------|-----------------|-----------------------------------|
| Club Number | Club Name | Charter Date | | Current Member Count | YTD Members Added | YTD Members Dropped | YTD Net Growth | YTD Net Growth% | Member Count 12 Months Ago | Avg. length of service for dropped members | Months Since Last MMR *** | Yrs. Since Last Officer Report | President Rotation | Vice President Reported **** | Months Since Last Activity Report *** | Account Balance | Donations for current Fiscal Year |
| | | | Number of times on status quo within last two years | If below 15 members appears | | | | If net loss is greater than 20% appears | | | If no report in 3 months appears | When more than one year appears in | Number of repeat terms | Notes the officers that do not have an active | If no report at 12 months red | | |
| 19466 | MAUREPAS ST QUENTIN EN YVELINES DOYEN Exc Award (06/30/2018) | 06/12/1973 | Active | 4 | 1 | 1 | 0 | 0.00% | 4 | 2 | 0 | | | S,VP,SC | 17 | | \$1,040.49 |
| 19441 | MEUDON-ISSY LES MOULINEAUX-CLA | 05/14/1970 | Active | 9 | 1 | 2 | -1 | -10.00% | 10 | 1 | 0 | | 3 | N SC | 11 | | |
| 19442 | MEULAN LES MUREAUX | 03/31/1971 | Active | 17 | 1 | 2 | -1 | -5.56% | 18 | 1 | 0 | | | N SC | 0 | | |
| 126961 | Montfort L'Amaury | 03/03/2016 | Active | 12 | 0 | 2 | -2 | -14.29% | 14 | 7 | 0 | | | N SC | 0 | | |
| 42813 | MONTIGNY LES 3 VILLAGES | 06/29/1983 | Active | 15 | 0 | 3 | -3 | -16.67% | 18 | 9 | 0 | | | N SC | 0 | | \$1,041.28 |
| 19443 | MONTROUGE-VANVES-MALA KOFF | 06/02/1971 | Active | 11 | 0 | 2 | -2 | -15.38% | 13 | 1 | 1 | | 2 | N | 6 | | \$572.50 |
| 137499 | NANTERRE | 05/31/2019 | Active | 9 | 0 | 0 | 0 | 0.00% | 8 | | 2 | | 2 | R M,SC | 23 | | \$156.19 |
| 46588 | NEAUPHLE LE CHATEAU | 10/14/1986 | Active | 13 | 0 | 1 | -1 | -7.14% | 14 | 8 | 1 | | | N | 11 | | \$1,040.49 |
| 50642 | NEUILLY BORD DE SEINE | 06/12/1990 | Active | 14 | 2 | 1 | 1 | 7.69% | 12 | 45 | 0 | | 3 | N | 11 | | |
| 19445 | NEUILLY DOYEN | 12/07/1955 | Cancelled(6*) | 0 | 0 | 0 | 0 | 0.00% | 8 | | 11 | 1 | None | P,S,T,M,VP SC VP | N/R | | |
| 37844 | NOISY LE ROI - BAILLY - VAL DE GALLY | 12/26/1979 | Active | 26 | 0 | 2 | -2 | -7.14% | 28 | 20 | 0 | | | | 2 | | \$2,125.85 |
| 32100 | ORGEVAL VERNEUIL VERNUILLET | 04/13/1976 | Active | 12 | 0 | 1 | -1 | -7.69% | 12 | 5 | 1 | | | N | 24+ | | |
| 55120 | PISCOP-SAINT-BRICE SOUS FORET | 12/10/1993 | Active | 17 | 0 | 1 | -1 | -5.56% | 16 | 39 | 0 | | | N SC | 2 | | |
| 50716 | POISSY BLANCHE DE CASTILLE | 06/22/1990 | Active | 8 | 3 | 3 | 0 | 0.00% | 9 | 25 | 0 | | IP | M,SC | 6 | | |
| 41522 | POISSY DOYEN | 06/21/1982 | Active | 19 | 0 | 6 | -6 | -24.00% | 24 | 19 | 1 | | | M,VP,SC | 11 | | |
| 56153 | POISSY PINCERAI | 10/17/1994 | Active | 16 | 1 | 0 | 1 | 6.67% | 14 | | 0 | | | N M | 24+ | | \$2,862.21 |
| 19459 | PONTOISE | 07/01/1956 | Active | 21 | 0 | 3 | -3 | -12.50% | 23 | 32 | 0 | | | N | 11 | | |
| 19460 | PUTEAUX | 04/19/1963 | Active | 15 | 5 | 1 | 4 | 36.36% | 14 | 5 | 0 | | | N | 11 | | |
| 19092 | RAMBOUILLET | 05/30/1961 | Active | 13 | 0 | 1 | -1 | -7.14% | 14 | 2 | 0 | | | N M,SC | 3 | | |
| 19461 | ROISSY PAYS DE FRANCE | 01/16/1974 | Active | 34 | 1 | 1 | 0 | 0.00% | 31 | 40 | 0 | | | N | 4 | | \$1,044.88 |
| 19462 | RUEIL MALMAISON | 12/01/1960 | Active | 34 | 0 | 4 | -4 | -10.53% | 35 | 6 | 0 | | | N | 6 | | \$4,772.35 |
| 19463 | SAINT CLOUD-GARCHES-VAUCRES | 05/28/1957 | Active | 30 | 1 | 2 | -1 | -3.23% | 32 | 3 | 0 | | | N VP,SC | N/R | | \$3,134.64 |



Club Health Assessment for District 103IW through May 2025

| | | | Status | Membership | | | | | | | Reports | | | | | Finance | | LCIF |
|-------------|---|--------------|---|-----------------------------|-------------------|---------------------|----------------|---|----------------------------|--|-------------------------------------|------------------------------------|------------------------|---|--|-----------------|-----------------------------------|------|
| Club Number | Club Name | Charter Date | | Current Member Count | YTD Members Added | YTD Members Dropped | YTD Net Growth | YTD Net Growth% | Member Count 12 Months Ago | Avg. length of service for dropped members | Months Since Last MMR *** | Yrs. Since Last Officer Report | President Rotation | Vice President Reported **** | Months Since Last Activity Report *** | Account Balance | Donations for current Fiscal Year | |
| | | | Number of times on status quo within last two years | If below 15 members appears | | | | If net loss is greater than 20% appears | | | If no report in 3 months appears in | When more than one year appears in | Number of repeat terms | Notes the officers that do not have an active | If no report at 12 months appears in red | | | |
| 104890 | SAINT CYR L'ECOLE - TROIS FONTAINES | 03/12/2009 | Active | 13 | 0 | 1 | -1 | -7.14% | 13 | 4 | 0 | | | VP | 2 | | | |
| 107418 | SAINT GERMAIN EN LAYE CHATEAU | 02/16/2010 | Active | 17 | 1 | 1 | 0 | 0.00% | 14 | 2 | 0 | | | IP | SC | 13 | | |
| 19464 | SAINT-GERMAIN-EN-LAYE DOYEN | 09/20/1955 | Active | 23 | 1 | 4 | -3 | -11.54% | 24 | 25 | 2 | | | N | SC | 6 | | |
| | Exc Award (06/30/2023) | | | | | | | | | | | | | | | | | |
| 29506 | SANNOIS HERBLAY LA FRETTE RIVE DE SEINE | 06/07/1974 | Active | 21 | 1 | 0 | 1 | 5.00% | 20 | | 1 | | 7 | R | SC | 24+ | | |
| | Exc Award (06/30/2024) | | | | | | | | | | | | | | | | | |
| 19469 | SARTROUVILLE | 01/08/1974 | Active | 28 | 1 | 2 | -1 | -3.45% | 29 | 18 | 1 | | | N | M,SC | 6 | \$833.03 | |
| 19470 | SCEAUX | 12/14/1967 | Active | 16 | 0 | 0 | 0 | 0.00% | 15 | | 1 | | | N | SC | 0 | | |
| 19471 | SEVRES-VILLE D'AVRAY | 03/08/1957 | Active | 10 | 0 | 2 | -2 | -16.67% | 14 | 20 | 1 | | | N | | 8 | | |
| 19472 | SURESNES | 04/06/1970 | Active | 35 | 2 | 2 | 0 | 0.00% | 36 | 17 | 0 | | | R | | 0 | \$557.54 | |
| 137606 | Val d'Oise 95 - Avenir 21 | 03/12/2019 | Active | 8 | 0 | 3 | -3 | -27.27% | 11 | 2 | 4 | | | N | SC | 18 | | |
| 33864 | VALLEE DE CHEVREUSE L C | 05/18/1977 | Active | 15 | 0 | 3 | -3 | -16.67% | 18 | 9 | 3 | | | R | SC | 13 | | |
| 54333 | VELIZY CONCORDE | 04/12/1993 | Active | 11 | 0 | 0 | 0 | 0.00% | 10 | | 0 | | | N | SC | 0 | | |
| 140034 | Velizy Phoenix | 11/21/2019 | Active | 23 | 0 | 2 | -2 | -8.00% | 24 | 20 | 1 | | | N | | 8 | \$2,449.95 | |
| | Exc Award (06/30/2023, 06/30/2024) | | | | | | | | | | | | | | | | | |
| 19473 | VERSAILLES DOYEN | 10/14/1954 | Active | 23 | 0 | 1 | -1 | -4.17% | 24 | 1 | 0 | | | N | SC | 11 | | |
| 47837 | VERSAILLES MENYANTHES | 11/12/1987 | Active | 16 | 3 | 0 | 3 | 23.08% | 15 | | 0 | | 2 | N | | 0 | | |
| 37697 | VERSAILLES TRIANON | 11/15/1979 | Active | 28 | 0 | 2 | -2 | -6.67% | 29 | 13 | 1 | | | | P,VP,SC | 24+ | | |
| 19474 | VILLENEUVE LA GARENNE | 06/28/1961 | Active | 14 | 0 | 1 | -1 | -6.67% | 15 | 23 | 1 | | | N | M,SC | N/A | \$1,561.13 | |
| 150865 | Yvelines Environnement | 05/27/2022 | Cancelled(6*) | 0 | 0 | 7 | -7 | -100.00% | 7 | 2 | 5 | | None | | P,S,T,M,VP SC | 11 | | |
| 118568 | YVELINES HERALDIC | 01/09/2013 | Active(1) | 11 | 11 | 2 | 9 | 450.00% | 11 | 0 | 4 | | | IP | M,SC | 24+ | | |
| | Exc Award (06/30/2016) | | | | | | | | | | | | | | | | | |

Clubs Cancelled Previous Fiscal Year – Clubs Cancelled within last 12 months may be reinstated

| Club Number | Club Name | Charter Date | Current Status* | Cancellation Date |
|-------------|-----------|--------------|-----------------|-------------------|
|-------------|-----------|--------------|-----------------|-------------------|



Club Health Assessment for District 103IW through May 2025

| | | | Status | | | | | | | Membership | | | | | Reports | | | | | Finance | | LCIF |
|---------------------------|-----------------------|---------------------------|---|-----------------------------|-------------------|---------------------|----------------|---|----------------------------|--|--------------------------------------|------------------------------------|----------------------------------|---|--|--|-----------------------------------|----------------------------|----------------------------------|--|--|------|
| Club Number | Club Name | Charter Date | | Current Member Count | YTD Members Added | YTD Members Dropped | YTD Net Growth | YTD Net Growth% | Member Count 12 Months Ago | Avg. length of service for dropped members | Months Since Last MMR *** | Yrs. Since Last Officer Report | President Rotation | Vice President Reported **** | Months Since Last Activity Report *** | Account Balance | Donations for current Fiscal Year | | | | | |
| | | | Number of times on status quo within last two years | If below 15 members appears | | | | If net loss is greater than 20% appears | | | If no report in 3 months appears in | When more than one year appears in | Number of repeat terms | Notes the officers that do not have an active | If no report at 12 months appears in red | | | | | | | |
| 143977 | Le Chesnay - Courtois | 03/08/2021 | Cancelled(6*) | 07/29/2023 | | | | | | | | | | | | | | | | | | |
| 116299 | VAUREAL HAUTIL | 03/12/2012 | Cancelled(6*) | 07/29/2023 | | | | | | | | | | | | | | | | | | |
| Current Total Clubs Count | YTD New Clubs Count | YTD Cancelled Clubs Count | YTD Net Club Gain | Current Total Members Count | YTD Add | YTD Drop | YTD Net Growth | YTD Net Growth % | Member Count 12 Months Ago | Average Member Count Per Club | % of Clubs with less than 20 members | % No MMR in 3 Months | % No Officer Report in 12 Months | % of Clubs with balance 90+ days | Number of Clubs in Status Quo | % Status Quo Clubs in Financial Suspension | Number of Cancelled Clubs | Average Cancelled Club Age | Members Lost Due to Cancellation | % of Clubs Cancelled for Non-Financial Reasons | | |
| 79 | 1 | 2 | -1 | 1,303 | 104 | 137 | -33 | -2.47% | 1,348 | 16 | 72% | 10% | 0% | 0% | 0 | 0% | 2 | 43 | 7 | 100% | | |

* - P - Priority Club. Cancellation Reasons: 1-Objectives/conduct, 2-Non-active club, 5-Non-existing club, 6-Disbanding, 7-Merger, 8-Financial Suspension, 9-District/Multiple District Dues.


** - Abbreviation: P-President, S-Secretary, T-Treasurer, M-Member Chairperson, VP-First Vice President, MC-Communications Chairperson, SC-Service Chairperson

*** - Abbreviation: N/R - Never reported using the Lions Clubs website, N/A - Not applicable, No password registered for the Lions Clubs website.

**** - Abbreviation: N - New, IP - Immediate Past, R - Repeat.



Club Health Assessment for District 112 A through May 2025

|  | | | Status | Membership | | | | | | | Reports | | | | | Finance | | LCIF |
|--|--------------------------|--------------|---|-----------------------------|-------------------|---------------------|----------------|---|----------------------------|--|-------------------------------------|------------------------------------|------------------------|---|--|-----------------|-----------------------------------|------|
| Club Number | Club Name | Charter Date | | Current Member Count | YTD Members Added | YTD Members Dropped | YTD Net Growth | YTD Net Growth% | Member Count 12 Months Ago | Avg. length of service for dropped members | Months Since Last MMR *** | Yrs. Since Last Officer Report | President Rotation | Vice President Reported **** | Months Since Last Activity Report *** | Account Balance | Donations for current Fiscal Year | |
| | | | Number of times on status quo within last two years | If below 15 members appears | | | | If net loss is greater than 20% appears | | | If no report in 3 months appears in | When more than one year appears in | Number of repeat terms | Notes the officers that do not have an active | If no report at 12 months appears in red | | | |
| Clubs more than two years old | | | | | | | | | | | | | | | | | | |
| 21928 | AALST | 03/27/1956 | Active | 25 | 0 | 0 | 0 | 0.00% | 25 | | 0 | | | N | P,S,M,VP,SC | 4 | \$3,677.00 | |
| 110542 | ASSENEDE DIEDERIK | 03/30/2011 | Active | 20 | 2 | 2 | 0 | 0.00% | 20 | 19 | 0 | | | N | P,S,T,M,VP SC | 1 | \$1,115.07 | |
| Exc Award (06/30/2017) | | | | | | | | | | | | | | | | | | |
| 21942 | BLANKENBERGE | 09/10/1973 | Active | 31 | 0 | 1 | -1 | -3.13% | 32 | 9 | 0 | | | R | P,S,T,M,VP SC | 1 | \$2,106.57 | |
| Exc Award (06/30/2017) | | | | | | | | | | | | | | | | | | |
| 21944 | BRUGGE | 06/27/1956 | Active | 28 | 2 | 2 | 0 | 0.00% | 28 | 13 | 0 | | | R | P,S,T,M,VP SC | 6 | \$2,125.62 | |
| 52731 | BRUGGE MARITIME | 03/18/1992 | Active | 8 | 0 | 1 | -1 | -11.11% | 9 | 14 | 0 | | | N | P,S,T,M,VP SC | 24+ | | |
| Exc Award (06/30/2017) | | | | | | | | | | | | | | | | | | |
| 21945 | BRUGGE ZEEHAVEN | 11/24/1971 | Active(1) | 26 | 0 | 2 | -2 | -7.14% | 28 | 16 | 0 | | | N | P,S,T,SC | 24+ | | |
| 55035 | DAMME ZWIN | 11/04/1993 | Active | 19 | 0 | 6 | -6 | -24.00% | 24 | 20 | 0 | | | R | P,S,T,M,SC | 0 | \$2,022.59 | |
| Exc Award (06/30/2017) | | | | | | | | | | | | | | | | | | |
| 58355 | DE HAAN PERMEKELAND | 05/31/1996 | Active | 40 | 2 | 1 | 1 | 2.56% | 39 | 12 | 0 | | 2 | R | P,S,T,M,VP SC | 24+ | \$1,832.55 | |
| Exc Award (06/30/2017) | | | | | | | | | | | | | | | | | | |
| 21991 | DE PANNE WESTKUST | 04/26/1954 | Active | 40 | 3 | 5 | -2 | -4.76% | 41 | 15 | 0 | | | | P,S,T,M,VP SC | 7 | \$5,422.85 | |
| Exc Award (06/30/2023, 06/30/2024) | | | | | | | | | | | | | | | | | | |
| 77586 | DE PINTE MILLENNIUM | 10/16/2003 | Active | 40 | 3 | 2 | 1 | 2.56% | 39 | 19 | 0 | | 2 | R | P,S,T,VP,SC | 2 | \$3,302.90 | |
| Exc Award (06/30/2017) | | | | | | | | | | | | | | | | | | |
| 21961 | DEINZE | 06/09/1959 | Active | 28 | 2 | 0 | 2 | 7.69% | 28 | | 0 | | | R | P,S,T,M,VP SC | 24+ | \$3,727.39 | |
| Exc Award (06/30/2017) | | | | | | | | | | | | | | | | | | |
| 98920 | Dender Lions | 03/27/2007 | Active | 21 | 1 | 1 | 0 | 0.00% | 21 | 14 | 0 | | | R | P,S,T,M,VP SC | 1 | \$2,601.22 | |
| Exc Award (06/30/2017) | | | | | | | | | | | | | | | | | | |
| 38983 | DENDERMONDE | 10/22/1980 | Active(1) | 27 | 2 | 2 | 0 | 0.00% | 27 | 33 | 0 | | | N | P,S,T,M,VP SC | N/R | \$1,084.57 | |
| Exc Award (06/30/2017) | | | | | | | | | | | | | | | | | | |
| 103965 | EVERGEM VLAAMSE VALLEIEN | 11/17/2008 | Active | 35 | 1 | 0 | 1 | 2.94% | 34 | | 0 | | | R | P,S,T,M,VP SC | N/A | \$3,721.88 | |
| 84976 | GAVERE RHODELAND | 02/10/2005 | Active | 23 | 0 | 3 | -3 | -11.54% | 26 | 13 | 0 | | | N | P,S,T,M,VP SC | 0 | | |
| 135026 | Gent Centinelle | 06/06/2018 | Active(1) | 29 | 1 | 3 | -2 | -6.45% | 31 | 4 | 0 | | | N | P,S,T,M,VP SC | 2 | \$1,080.32 | |
| 21971 | GENT GAND | 12/02/1952 | Active(2) | 68 | 2 | 2 | 0 | 0.00% | 68 | 27 | 0 | | | R | P,S,T,M,VP SC | N/R | | |



Club Health Assessment for District 112 A through May 2025

| | | | Status | Membership | | | | | | | Reports | | | | | Finance | LCIF |
|-------------|---|--------------|---|-----------------------------|-------------------|---------------------|----------------|---|----------------------------|--|-------------------------------------|------------------------------------|------------------------|---|---------------------------------------|-----------------|-----------------------------------|
| Club Number | Club Name | Charter Date | | Current Member Count | YTD Members Added | YTD Members Dropped | YTD Net Growth | YTD Net Growth% | Member Count 12 Months Ago | Avg. length of service for dropped members | Months Since Last MMR *** | Yrs. Since Last Officer Report | President Rotation | Vice President Reported **** | Months Since Last Activity Report *** | Account Balance | Donations for current Fiscal Year |
| | | | Number of times on status quo within last two years | If below 15 members appears | | | | If net loss is greater than 20% appears | | | If no report in 3 months appears in | When more than one year appears in | Number of repeat terms | Notes the officers that do not have an active | If no report at 12 months red | | |
| 53408 | GENT GANDALYS Exc Award (06/30/2017) | 06/23/1992 | Active(1) | 24 | 1 | 1 | 0 | 0.00% | 25 | 38 | 0 | | | R | P,S,T,M,VP SC | 24 | \$1,301.48 |
| 51846 | GENT GRAAF VAN VLAANDEREN Exc Award (06/30/2017) | 06/28/1991 | Active(1) | 18 | 12 | 7 | 5 | 38.46% | 7 | 15 | 0 | | | | P,S,T,M,VP SC | 2 | |
| 29229 | GENT LEIELAND | 04/30/1974 | Active | 22 | 2 | 2 | 0 | 0.00% | 23 | 27 | 0 | | 2 | R | P,S,T,M,VP SC | N/R | |
| 21972 | GENT SCALDIS Exc Award (06/30/2017) | 09/12/1967 | Active | 57 | 2 | 0 | 2 | 3.64% | 55 | | 0 | | | R | P,S,T,M,VP SC | N/R | \$8,210.53 |
| 21976 | GERAARDSBERGEN | 10/05/1961 | Active | 33 | 1 | 0 | 1 | 3.13% | 32 | | 0 | | | R | P,S,T,M,VP SC | 0 | \$2,418.10 |
| 42837 | GHEENT SEAPORT | 06/29/1983 | Active | 42 | 0 | 2 | -2 | -4.55% | 44 | 26 | 0 | | | N | P,S,T,M,VP SC | 24+ | |
| 58356 | HARELBEKE LIEDERIK | 05/31/1996 | Active(1) | 45 | 2 | 0 | 2 | 4.65% | 43 | | 0 | | 2 | R | P,S,T,M,VP SC | N/R | \$1,108.18 |
| 48031 | HERZELE | 01/07/1988 | Active | 22 | 4 | 2 | 2 | 10.00% | 20 | 5 | 0 | | 2 | R | P,S,T,M,VP SC | N/R | \$3,267.94 |
| 110492 | HEUVELLAND Exc Award (06/30/2017) | 03/16/2011 | Active | 46 | 2 | 1 | 1 | 2.22% | 45 | 10 | 0 | | | N | P,S,T,M,VP SC | 24+ | \$4,415.92 |
| 22038 | IEPER POPERINGE Exc Award (06/30/2017) | 04/09/1958 | Active(1) | 46 | 2 | 0 | 2 | 4.55% | 44 | | 0 | | | R | P,S,T,M,VP SC | 1 | \$2,847.16 |
| 30973 | IZEGEM | 06/20/1975 | Active | 43 | 0 | 0 | 0 | 0.00% | 43 | | 0 | | | N | P,S,T,M,VP SC | 24+ | \$2,567.32 |
| 21987 | KNOKKE ZOUTE | 04/17/1962 | Active | 26 | 3 | 0 | 3 | 13.04% | 23 | | 0 | | | R | P,S,T,M,VP SC | 3 | \$2,375.06 |
| 21960 | KORTRIJK Exc Award (06/30/2023) | 03/17/1955 | Active | 49 | 2 | 0 | 2 | 4.26% | 44 | | 0 | | | R | P,S,T,M,VP SC | 20 | \$4,244.32 |
| 136986 | Kortrijk Buda | 12/03/2018 | Active | 32 | 3 | 0 | 3 | 10.34% | 29 | | 0 | | | N | P,S,T,M | 0 | \$1,051.59 |
| 50217 | KORTRIJK MERCURIUS Exc Award (06/30/2017) | 02/21/1990 | Active | 35 | 2 | 20 | -18 | -33.96% | 53 | 22 | 0 | | 2 | R | P,S,T,M,VP SC | N/R | |
| 35804 | KORTRIJK-LEIE LC Exc Award (06/30/2017) | 06/26/1978 | Active | 59 | 0 | 1 | -1 | -1.67% | 58 | 47 | 0 | | 2 | R | P,S,T,M,VP SC | 5 | \$1,084.57 |
| 42836 | LOKEREN | 06/30/1983 | Active | 36 | 4 | 5 | -1 | -2.70% | 38 | 33 | 0 | | | N | P,S,T,M,VP SC | 6 | \$3,240.96 |
| 22001 | MEETJESLAND Exc Award (06/30/2023) | 06/13/1967 | Active | 33 | 1 | 0 | 1 | 3.13% | 35 | | 0 | | | R | P,S,T,M,VP SC | 5 | \$2,253.93 |



Club Health Assessment for District 112 A through May 2025

| | | | Status | Membership | | | | | | | Reports | | | | | Finance | | LCIF |
|-------------|--|--------------|---|-----------------------------|-------------------|---------------------|----------------|---|----------------------------|--|-------------------------------------|------------------------------------|------------------------|---|--|-----------------|-----------------------------------|------|
| Club Number | Club Name | Charter Date | | Current Member Count | YTD Members Added | YTD Members Dropped | YTD Net Growth | YTD Net Growth% | Member Count 12 Months Ago | Avg. length of service for dropped members | Months Since Last MMR *** | Yrs. Since Last Officer Report | President Rotation | Vice President Reported **** | Months Since Last Activity Report *** | Account Balance | Donations for current Fiscal Year | |
| | | | Number of times on status quo within last two years | If below 15 members appears | | | | If net loss is greater than 20% appears | | | If no report in 3 months appears in | When more than one year appears in | Number of repeat terms | Notes the officers that do not have an active | If no report at 12 months appears in red | | | |
| 22002 | MENIN COMINES WERVIC | 03/26/1957 | Active | 42 | 0 | 4 | -4 | -8.70% | 46 | 25 | 0 | | | R | P,S,T,M,VP SC | 17 | | |
| 22009 | NINOVE | 03/05/1970 | Active | 49 | 3 | 2 | 1 | 2.08% | 48 | 16 | 0 | | | N | P,S,T,M,VP SC | N/R | \$1,620.48 | |
| | Exc Award (06/30/2017) | | | | | | | | | | | | | | | | | |
| 22013 | OOSTENDE | 06/03/1955 | Active | 45 | 3 | 0 | 3 | 7.14% | 42 | | 0 | | | N | P,S,T,M,VP SC | 1 | \$3,416.59 | |
| 88449 | OOSTENDE BO4 | 05/25/2005 | Active | 37 | 4 | 1 | 3 | 8.82% | 34 | 19 | 0 | | | R | P,S,T,M,VP SC | 0 | \$1,115.07 | |
| | Exc Award (06/30/2017) | | | | | | | | | | | | | | | | | |
| 50721 | OOSTKAMP | 06/15/1990 | Active | 38 | 2 | 2 | 0 | 0.00% | 39 | 19 | 0 | | | | P,S,T,M,VP SC | 1 | \$3,831.86 | |
| 21937 | UDENAAARDE | 02/26/1959 | Active | 57 | 3 | 2 | 1 | 1.79% | 56 | 60 | 0 | | | R | P,S,T,M,VP SC | 1 | | |
| 104986 | UDENAAARDE VLAAMSE ARDENNEN | 03/10/2009 | Active | 34 | 0 | 1 | -1 | -2.86% | 35 | 4 | 0 | | | R | P,S,T,M,VP SC | 2 | \$1,620.48 | |
| 22019 | ROESELARE | 04/15/1958 | Active | 52 | 0 | 0 | 0 | 0.00% | 52 | | 0 | | | R | P,S,T,M,VP SC | 3 | \$1,108.18 | |
| | Exc Award (06/30/2017) | | | | | | | | | | | | | | | | | |
| 22018 | RONSE-RENAIX | 02/20/1958 | Active | 62 | 1 | 2 | -1 | -1.59% | 62 | 36 | 0 | | | R | P,S,T,M,VP SC | 24+ | \$15,722.62 | |
| | Exc Award (06/30/2017, 06/30/2018, 06/30/20) | | | | | | | | | | | | | | | | | |
| 22024 | SINT NIKLAAS CITY | 12/10/1970 | Active | 34 | 1 | 2 | -1 | -2.86% | 35 | 37 | 0 | | | R | P,S,T,M,VP SC | 2 | | |
| 48347 | ST MARTENS LATEM | 03/28/1988 | Active | 30 | 0 | 4 | -4 | -11.76% | 34 | 16 | 0 | | | R | P,S,T,M,VP SC | 5 | | |
| 22027 | TIELT | 09/10/1963 | Active | 45 | 0 | 0 | 0 | 0.00% | 45 | | 0 | | 2 | R | P,S,T,M,VP SC | 16 | \$2,087.72 | |
| | Exc Award (06/30/2017, 06/30/2018) | | | | | | | | | | | | | | | | | |
| 22030 | TORHOUT | 04/20/1972 | Active | 14 | 0 | 0 | 0 | 0.00% | 14 | | 0 | | 2 | | P,S,T,M,VP SC | N/R | \$108.46 | |
| 22021 | WAASLAND | 05/06/1958 | Active(1) | 30 | 0 | 2 | -2 | -6.25% | 31 | 21 | 0 | | 2 | R | P,S,T,M,VP SC | 0 | \$1,080.32 | |
| 64279 | WAASMUNSTER-SCALDIANA | 05/08/2001 | Active(1) | 34 | 1 | 0 | 1 | 3.03% | 33 | | 0 | | | N | P,S,T,M,VP SC | 0 | \$1,056.54 | |
| 22035 | WAREGEM | 04/16/1958 | Active | 48 | 3 | 0 | 3 | 6.67% | 45 | | 0 | | | | P,S,T,M,VP SC | N/R | \$1,567.32 | |
| 116629 | WAREGEM ASCOT | 04/27/2012 | Active | 23 | 2 | 1 | 1 | 4.55% | 22 | 3 | 0 | | | N | P,S,T,M,VP SC | 0 | \$1,247.25 | |
| | Exc Award (06/30/2017) | | | | | | | | | | | | | | | | | |
| 22020 | WETTEREN ROZENSTREEK | 01/23/1973 | Active | 43 | 3 | 2 | 1 | 2.38% | 42 | 27 | 0 | | | R | P,S,T,M,VP SC | N/A | \$1,567.32 | |
| 22040 | ZOTTEGEM | 02/04/1963 | Active | 34 | 0 | 1 | -1 | -2.86% | 34 | 6 | 0 | | | N | P,S,T,M,SC | N/A | | |
| 62690 | ZWEVEGEM | 01/17/2000 | Active | 42 | 2 | 2 | 0 | 0.00% | 42 | 18 | 0 | | | R | P,S,T,M,VP SC | N/R | | |
| | Exc Award (06/30/2017) | | | | | | | | | | | | | | | | | |



Club Health Assessment for District 112 A through May 2025

| Club Number | | | Club Name | | | Charter Date | | | Status | | | | | Membership | | | | | | | Reports | | | | | Finance | | LCIF |
|---------------------------|---------------------|---------------------------|-------------------|-----------------------------|---------|--------------|----------------|------------------|---|-------------------------------|--------------------------------------|----------------------|---|----------------------------------|--|--|--------------------------------|------------------------------------|----------------------------------|--|-----------------|--|--|--|--|---------|--|------|
| | | | | | | | | | Current Member Count | YTD Members Added | YTD Members Dropped | YTD Net Growth | YTD Net Growth% | Member Count 12 Months Ago | Avg. length of service for dropped members | Months Since Last MMR *** | Yrs. Since Last Officer Report | President Rotation | Vice President Reported **** | Months Since Last Activity Report *** | Account Balance | Donations for current Fiscal Year | | | | | | |
| | | | | | | | | | Number of times on status quo within last two years | If below 15 members appears | | | If net loss is greater than 20% appears | | | If no report in 3 months appears in | | When more than one year appears in | Number of repeat terms | Notes the officers that do not have an active | | If no report at 12 months appears in red | | | | | | |
| Current Total Clubs Count | YTD New Clubs Count | YTD Cancelled Clubs Count | YTD Net Club Gain | Current Total Members Count | YTD Add | YTD Drop | YTD Net Growth | YTD Net Growth % | Member Count 12 Months Ago | Average Member Count Per Club | % of Clubs with less than 20 members | % No MMR in 3 Months | % No Officer Report in 12 Months | % of Clubs with balance 90+ days | Number of Clubs in Status Quo | % Status Quo Clubs in Financial Suspension | Number of Cancelled Clubs | Average Cancelled Club Age | Members Lost Due to Cancellation | % of Clubs Cancelled for Non-Financial Reasons | | | | | | | | |
| 55 | 0 | 0 | 0 | 1,969 | 92 | 102 | -10 | -0.51% | 1,972 | 36 | 7% | 0% | 0% | 0% | 0 | 0% | 0 | 0 | 0 | 0% | | | | | | | | |

* - P - Priority Club. Cancellation Reasons: 1-Objectives/conduct, 2-Non-active club, 5-Non-existing club, 6-Disbanding, 7-Merger, 8-Financial Suspension, 9-District/Multiple District Dues.

** - Abbreviation: P-President, S-Secretary, T-Treasurer, M-Member Chairperson, VP-First Vice President, MC-Communications Chairperson, SC-Service Chairperson

*** - Abbreviation: N/R - Never reported using the Lions Clubs website, N/A - Not applicable, No password registered for the Lions Clubs website.

**** - Abbreviation: N - New, IP - Immediate Past, R - Repeat.



Club Health Assessment for District 112 B through May 2025

| | | | Status | Membership | | | | | | | Reports | | | | | Finance | | LCIF |
|-------------------------------|---------------------------------|--------------|---|-----------------------------|-------------------|---------------------|----------------|---|----------------------------|--|-------------------------------------|------------------------------------|------------------------|--|---------------------------------------|-----------------|-----------------------------------|------|
| Club Number | Club Name | Charter Date | | Current Member Count | YTD Members Added | YTD Members Dropped | YTD Net Growth | YTD Net Growth% | Member Count 12 Months Ago | Avg. length of service for dropped members | Months Since Last MMR *** | Yrs. Since Last Officer Report | President Rotation | Vice President Reported **** | Months Since Last Activity Report *** | Account Balance | Donations for current Fiscal Year | |
| | | | Number of times on status quo within last two years | If below 15 members appears | | | | If net loss is greater than 20% appears | | | If no report in 3 months appears in | When more than one year appears in | Number of repeat terms | Notes the officers that do not have appears in an active | If no report at 12 months red | | | |
| Clubs more than two years old | | | | | | | | | | | | | | | | | | |
| 21927 | AARSCHOT | 09/09/1963 | Active | 28 | 0 | 0 | 0 | 0.00% | 27 | | 0 | | 2 | R | P,S,T,M,VP SC | 7 | \$3,687.78 | |
| Exc Award (06/30/2024) | | | | | | | | | | | | | | | | | | |
| 52045 | AARSCHOT-PAREL VAN HET HAGELAND | 10/01/1991 | Active | 18 | 1 | 1 | 0 | 0.00% | 18 | 27 | 0 | | 2 | N | P,S,T,M,VP SC | 0 | \$1,380.57 | |
| 52612 | AARTSELAAR CLEYDAEL | 03/05/1992 | Active | 16 | 0 | 0 | 0 | 0.00% | 15 | | 0 | | | R | P,S,T,M,VP SC | 0 | \$1,396.72 | |
| Exc Award (06/30/2024) | | | | | | | | | | | | | | | | | | |
| 97076 | ALKEN LAND VAN WOR | 05/03/2006 | Active | 33 | 5 | 4 | 1 | 3.13% | 32 | 11 | 0 | | | N | P,S,T,M,VP SC | 0 | | |
| 55973 | ANTWERPEN AMBERES | 07/05/1994 | Active | 19 | 0 | 1 | -1 | -5.00% | 21 | 3 | 0 | | | R | P,S,T,VP,SC | 0 | \$1,115.07 | |
| 62500 | ANTWERPEN ANTOON VAN DYCK | 11/19/1999 | Active(1) | 26 | 4 | 6 | -2 | -7.14% | 27 | 13 | 0 | | 2 | | P,S,T,M,VP SC | N/R | | |
| 64581 | ANTWERPEN BELPAIRE | 06/25/2001 | Active | 25 | 1 | 1 | 0 | 0.00% | 25 | 14 | 0 | | 2 | R | P,S,T,M,VP SC | 0 | \$470.20 | |
| 21929 | ANTWERPEN CENTER | 06/26/1952 | Active | 33 | 0 | 1 | -1 | -2.94% | 34 | 6 | 0 | | 2 | N | S,T,M,VP,SC | N/A | | |
| 54144 | ANTWERPEN DIAMANT | 02/24/1993 | Active | 24 | 0 | 0 | 0 | 0.00% | 24 | | 0 | | 2 | R | P,S,T,M,VP SC | 3 | \$2,983.30 | |
| 58658 | ANTWERPEN ELSDONK | 08/27/1996 | Active | 0 | 0 | 11 | -11 | -100.00% | 12 | 22 | 0 | | 2 | R | P,S,T,M,VP SC | 2 | \$1,284.57 | |
| 40792 | ANTWERPEN HAVEN | 01/25/1982 | Active | 33 | 0 | 2 | -2 | -5.71% | 35 | 2 | 0 | | | N | P,S,T,M,VP SC | 24+ | | |
| 21931 | ANTWERPEN LINKEROEVER | 03/16/1970 | Active | 11 | 0 | 1 | -1 | -8.33% | 13 | 41 | 0 | | | | P,S,T,M,VP SC | 0 | | |
| 21932 | ANTWERPEN MARNIX ZUID | 03/25/1968 | Active(1) | 11 | 0 | 0 | 0 | 0.00% | 11 | | 0 | | | R | P,S,T,M,VP SC | N/R | | |
| 47305 | ANTWERPEN MIDDELHEIM | 05/12/1987 | Cancelled(8*) | 0 | 0 | 12 | -12 | -100.00% | 12 | 29 | 10 | 1 | None | | P,S,T,M,VP SC | 24+ | 90+ Days | |
| 45516 | ANTWERPEN MINERVA | 11/18/1985 | Active | 8 | 0 | 4 | -4 | -33.33% | 12 | 5 | 0 | | 2 | | P,S,T,M,VP SC | N/A | | |
| 30655 | ANTWERPEN MOERLAND | 04/27/1975 | Active | 37 | 0 | 2 | -2 | -5.13% | 39 | 2 | 0 | | 2 | R | P,S,T,M,VP SC | 2 | \$2,507.70 | |
| Exc Award (06/30/2024) | | | | | | | | | | | | | | | | | | |
| 21933 | ANTWERPEN STEEN | 03/29/1957 | Active | 16 | 0 | 1 | -1 | -5.88% | 17 | 8 | 0 | | | | P,S,T,M,VP SC | N/R | | |
| 49573 | ANTWERPEN TER BEKE | 06/06/1989 | Active | 20 | 9 | 1 | 8 | 66.67% | 12 | 36 | 0 | | 2 | | P,S,T,M,VP SC | 0 | | |
| 21934 | ANTWERPEN VOORKEMPEN | 05/14/1970 | Active | 17 | 5 | 3 | 2 | 13.33% | 14 | 22 | 0 | | | | P,S,T,M,VP SC | 12 | \$1,051.59 | |
| 132260 | Biesen | 07/19/2017 | Active | 20 | 0 | 2 | -2 | -9.09% | 22 | 3 | 0 | | | N | P,S,T,M,VP SC | N/R | | |
| 21943 | BOOM | 12/13/1960 | Active | 14 | 1 | 0 | 1 | 7.69% | 13 | | 0 | | | | P,S,T,M,VP SC | 24+ | | |



Club Health Assessment for District 112 B through May 2025

| Club Number | Club Name | Charter Date | Status | Membership | | | | | | | Reports | | | | | Finance | LCIF |
|-------------|------------------------------------|--------------|---|-----------------------------|-------------------|---------------------|----------------|---|----------------------------|--|-------------------------------------|------------------------------------|------------------------|---|---------------------------------------|-----------------|-----------------------------------|
| | | | | Current Member Count | YTD Members Added | YTD Members Dropped | YTD Net Growth | YTD Net Growth% | Member Count 12 Months Ago | Avg. length of service for dropped members | Months Since Last MMR *** | Yrs. Since Last Officer Report | President Rotation | Vice President Reported **** | Months Since Last Activity Report *** | Account Balance | Donations for current Fiscal Year |
| | | | Number of times on status quo within last two years | If below 15 members appears | | | | If net loss is greater than 20% appears | | | If no report in 3 months appears in | When more than one year appears in | Number of repeat terms | Notes the officers that do not have an active | If no report at 12 months red | | |
| 45162 | BRUEGHEL | 06/13/1985 | Active | 48 | 6 | 3 | 3 | 6.67% | 45 | 39 | 0 | | | R | P,S,T,M,VP SC | N/A | \$1,051.59 |
| | Exc Award (06/30/2020, 06/30/2024) | | | | | | | | | | | | | | | | |
| 21954 | CAMPINE ANVERSOISE | 03/25/1963 | Active | 43 | 1 | 3 | -2 | -4.44% | 45 | 4 | 0 | | 2 | IP | S,T,VP,SC | N/R | \$108.25 |
| 138175 | Campinia | 05/17/2019 | Active | 32 | 3 | 1 | 2 | 6.67% | 32 | 6 | 0 | | | R | P,S,T,M,VP SC | 2 | |
| 21962 | DIEST | 11/25/1963 | Active | 45 | 1 | 2 | -1 | -2.17% | 47 | 14 | 0 | | | R | P,S,T,M,VP SC | 24+ | \$2,711.42 |
| | Exc Award (06/30/2024) | | | | | | | | | | | | | | | | |
| 44069 | GRIMBERGEN NOORDRAND | 06/12/1984 | Active | 17 | 0 | 0 | 0 | 0.00% | 17 | | 0 | | 2 | R | P,S,T,M,VP SC | 24+ | \$5,302.02 |
| 21979 | HASSELT | 05/06/1957 | Active | 55 | 1 | 0 | 1 | 1.85% | 54 | | 0 | | | R | P,S,T,M,VP SC | N/A | \$3,187.58 |
| 32242 | HASSELT VAN VELDEKE | 05/13/1976 | Active | 30 | 1 | 2 | -1 | -3.23% | 31 | 43 | 0 | | | R | P,S,T,M,VP SC | 0 | \$400.00 |
| 51845 | HEIST WESTERLO-JUWEEL DER NETE | 06/28/1991 | Active | 35 | 3 | 2 | 1 | 2.94% | 33 | 21 | 0 | | | N | P,S,T,M,VP SC | 0 | \$1,084.57 |
| | Exc Award (06/30/2024) | | | | | | | | | | | | | | | | |
| 21982 | HERENTALS | 04/15/1964 | Active(1) | 10 | 12 | 4 | 8 | 400.00% | 2 | 20 | 0 | | None | | S,M,VP,SC | 0 | \$544.10 |
| 34400 | HOOGSTRATEN-MARKLAND I C | 08/03/1977 | Active | 28 | 1 | 1 | 0 | 0.00% | 28 | 14 | 0 | | | R | P,S,T,M,VP SC | 19 | \$2,216.35 |
| 21974 | IJSEDAL-TERVUREN L C | 07/14/1971 | Active | 20 | 1 | 1 | 0 | 0.00% | 20 | 25 | 0 | | | R | P,S,T,M,VP SC | N/R | \$3,463.78 |
| 30974 | KASTEEL VAN GAASBEEK | 06/23/1975 | Active | 33 | 1 | 3 | -2 | -5.71% | 34 | 21 | 0 | | | R | P,S,T,M,VP SC | N/R | \$1,041.28 |
| 31869 | KEERBERGEN DRIE DENNEN | 03/16/1976 | Active | 42 | 1 | 2 | -1 | -2.33% | 43 | 16 | 0 | | | R | P,S,T,M,VP SC | 22 | \$1,051.59 |
| 21986 | KLEIN BRABANT | 02/26/1959 | Active | 33 | 2 | 2 | 0 | 0.00% | 33 | 26 | 0 | | | N | P,S,T,M,VP SC | 24+ | \$1,051.59 |
| 29146 | KONTICH | 04/16/1974 | Active | 24 | 0 | 2 | -2 | -7.69% | 26 | 14 | 0 | | | R | P,S,T,M,VP SC | N/R | \$598.19 |
| 36070 | KORTENBERG-HERTOG JAN | 09/14/1978 | Active | 16 | 2 | 2 | 0 | 0.00% | 16 | 42 | 0 | | | R | P,S,T,M,VP SC | 1 | \$5,519.50 |
| | Exc Award (06/30/2023, 06/30/2024) | | | | | | | | | | | | | | | | |
| 21992 | LEOPOLDSBURG | 02/03/1966 | Active | 24 | 2 | 2 | 0 | 0.00% | 25 | 16 | 0 | | | R | P,S,T,VP,SC | 6 | |
| 97427 | LEOPOLDSBURG ASTRID | 06/29/2006 | Active | 22 | 4 | 5 | -1 | -4.35% | 23 | 14 | 0 | | 2 | R | P,S,T,M,VP SC | 6 | \$1,400.00 |
| 29147 | LEUVEN ERASMUS | 04/05/1974 | Active | 34 | 0 | 1 | -1 | -2.86% | 35 | 6 | 0 | | | R | P,S,T,M,VP SC | N/R | \$3,433.34 |
| | Exc Award (06/30/2023, 06/30/2024) | | | | | | | | | | | | | | | | |
| 54132 | LEUVEN FIERE MARGRIET | 02/24/1993 | Active | 14 | 0 | 0 | 0 | 0.00% | 14 | | 0 | | | N | P,S,T,M,VP SC | 0 | |
| | Exc Award (06/30/2023, 06/30/2024) | | | | | | | | | | | | | | | | |



Club Health Assessment for District 112 B through May 2025

| Club Number | Club Name | Charter Date | Status | Membership | | | | | | | Reports | | | | | Finance | LCIF |
|-------------|---|--------------|---|-----------------------------|-------------------|---------------------|----------------|---|----------------------------|--|-------------------------------------|------------------------------------|------------------------|---|---------------------------------------|-----------------|-----------------------------------|
| | | | | Current Member Count | YTD Members Added | YTD Members Dropped | YTD Net Growth | YTD Net Growth% | Member Count 12 Months Ago | Avg. length of service for dropped members | Months Since Last MMR *** | Yrs. Since Last Officer Report | President Rotation | Vice President Reported **** | Months Since Last Activity Report *** | Account Balance | Donations for current Fiscal Year |
| | | | Number of times on status quo within last two years | If below 15 members appears | | | | If net loss is greater than 20% appears | | | If no report in 3 months appears in | When more than one year appears in | Number of repeat terms | Notes the officers that do not have an active | If no report at 12 months red | | |
| 21998 | LIER TWEE NETEN Exc Award (06/30/2023, 06/30/2024) | 03/02/1961 | Active | 67 | 6 | 4 | 2 | 3.08% | 66 | 9 | 0 | | | N | P,S,T,M,VP SC | 2 | \$2,313.47 |
| 21999 | LOUVAIN Exc Award (06/30/2024) | 02/06/1956 | Active | 30 | 0 | 0 | 0 | 0.00% | 30 | | 0 | | | N | P,S,T,M,VP SC | 2 | \$2,430.70 |
| 34675 | MAASLAND | 11/08/1977 | Active | 36 | 1 | 1 | 0 | 0.00% | 36 | 3 | 0 | | | N | P,S,T,M,VP,SC | 24+ | |
| 22000 | MECHELEN | 04/22/1958 | Active | 32 | 1 | 7 | -6 | -15.79% | 40 | 15 | 0 | | 2 | R | P,S,T,M,VP | 7 | \$554.09 |
| 52096 | MECHELEN LELIENDAAL | 10/14/1991 | Active | 24 | 0 | 2 | -2 | -7.69% | 26 | 33 | 0 | | | N | P,S,T,M,VP SC | 24+ | \$3,450.80 |
| 22003 | MIDDEN LIMBURG Exc Award (06/30/2016) | 11/29/1962 | Active | 33 | 0 | 2 | -2 | -5.71% | 35 | 35 | 0 | | | R | P,S,T,M,VP SC | 1 | \$1,610.73 |
| 77972 | MOLATOMIQ Exc Award (06/30/2023) | 12/17/2003 | Active | 40 | 0 | 0 | 0 | 0.00% | 39 | | 0 | | | N | P,S,T,M,VP SC | 0 | \$1,642.11 |
| 22004 | MOL GEEL | 04/10/1962 | Active | 45 | 0 | 0 | 0 | 0.00% | 45 | | 0 | | | N | P,S,T,M,VP SC | N/R | \$3,651.81 |
| 41374 | PAJOTTENLAND | 05/11/1982 | Active | 35 | 0 | 0 | 0 | 0.00% | 34 | | 0 | | | R | P,S,T,M,VP SC | 7 | \$1,567.32 |
| 22016 | PELT-GREVENBROEK | 02/24/1958 | Active | 25 | 0 | 2 | -2 | -7.41% | 27 | 25 | 0 | | 2 | | P,S,T,M,VP SC | N/R | |
| 49419 | SINT JORIS WINGE | 04/13/1989 | Active | 28 | 5 | 0 | 5 | 21.74% | 24 | | 0 | | | R | P,S,T,M,VP SC | 24+ | \$100.00 |
| 52864 | SINT PIETERS RODE | 04/09/1992 | Active | 32 | 1 | 0 | 1 | 3.23% | 31 | | 0 | | | N | P,S,T,M,VP SC | 6 | \$7,740.08 |
| 22022 | ST TRUIDEN | 04/01/1962 | Active | 46 | 3 | 0 | 3 | 6.98% | 43 | | 0 | | | R | P,S,T,M,VP SC | N/R | \$2,746.84 |
| 60138 | ST TRUIDEN SARCHINIUM | 12/05/1997 | Active | 11 | 0 | 0 | 0 | 0.00% | 12 | | 0 | | | | P,S,T,M,VP SC | 6 | \$216.91 |
| 42838 | TAXANDRIA L C Exc Award (06/30/2024) | 06/29/1983 | Active | 37 | 5 | 3 | 2 | 5.71% | 35 | 29 | 0 | | | R | P,S,T,M,VP SC | N/R | \$1,784.23 |
| 31726 | TESSENDERLO | 02/26/1976 | Active | 39 | 3 | 1 | 2 | 5.41% | 37 | 2 | 0 | | | R | P,S,T,M,VP SC | N/R | |
| 22028 | TIENEN | 04/10/1967 | Active | 40 | 2 | 0 | 2 | 5.26% | 38 | | 0 | | | R | P,S,T,M,VP SC | 24+ | \$1,084.57 |
| 22029 | TONGEREN | 09/13/1962 | Active | 35 | 0 | 1 | -1 | -2.78% | 36 | 39 | 0 | | | IP | P,S,T,M,VP SC | 24+ | |
| 22032 | TURNHOUT | 05/09/1962 | Active | 42 | 2 | 3 | -1 | -2.33% | 43 | 17 | 0 | | | R | P,S,T,M,VP SC | 7 | \$111.51 |
| 52639 | TURNHOUT HARTEVROUWE Exc Award (06/30/2024) | 03/05/1992 | Active | 40 | 2 | 1 | 1 | 2.56% | 39 | 3 | 0 | | | N | P,S,T,M,VP SC | 0 | \$6,438.94 |



Club Health Assessment for District 112 B through May 2025

| Club Number | Club Name | Charter Date | Status | Membership | | | | | | | Reports | | | | | Finance | LCIF |
|-------------|--|--------------|---|-----------------------------|-------------------|---------------------|----------------|---|----------------------------|------------------------------------|----------------------------------|------------------------------------|------------------------|---|--|-----------------|-----------------------------------|
| | | | | Current Member Count | YTD Members Added | YTD Members Dropped | YTD Net Growth | YTD Net Growth% | Member Count 12 Months Ago | Avg. length of service for members | Months Since Last MMR *** | Yrs. Since Last Officer Report | President Rotation | Vice President Reported **** | Months Since Last Activity Report *** | Account Balance | Donations for current Fiscal Year |
| | | | Number of times on status quo within last two years | If below 15 members appears | | | | If net loss is greater than 20% appears | | | If no report in 3 months appears | When more than one year appears in | Number of repeat terms | Notes the officers that do not have an active | If no report at 12 months appears in red | | |
| 53649 | ZANDHOVEN LAND VAN PLAYSANTIE Exc Award (06/30/2024) | 09/02/1992 | Active | 33 | 6 | 8 | -2 | -5.71% | 35 | 14 | 0 | | | R | P,S,T,M,VP SC | N/A | \$1,010.86 |
| 48669 | ZENNE EN ZONIEN | 06/07/1988 | Active | 31 | 4 | 2 | 2 | 6.90% | 29 | 21 | 0 | | | R | P,S,T,M,VP SC | N/R | \$1,567.32 |
| 34774 | ZUIDERKEMPEN HEIST-WESTERLO Exc Award (06/30/2023, 06/30/2024) | 12/06/1977 | Active | 26 | 1 | 2 | -1 | -3.70% | 27 | 16 | 0 | | | R | P,S,T,M,VP SC | 0 | \$1,000.00 |

Clubs Cancelled Previous Fiscal Year – Clubs Cancelled within last 12 months may be reinstated

| Club Number | Club Name | Charter Date | Current Status* | Cancellation Date |
|-------------|------------------|--------------|-----------------|-------------------|
| 32625 | MECHELEN DODOENS | 07/30/1976 | Cancelled(6*) | 08/29/2023 |

| Current Total Clubs Count | YTD New Clubs Count | YTD Cancelled Clubs Count | YTD Net Club Gain | Current Total Members Count | YTD Add | YTD Drop | YTD Net Growth | YTD Net Growth % | Member Count 12 Months Ago | Average Member Count Per Club | % of Clubs with less than 20 members | % No MMR in 3 Months | % No Officer Report in 12 Months | % of Clubs with balance 90+ days | Number of Clubs in Status Quo | % Status Quo Clubs in Financial Suspension | Number of Cancelled Clubs | Average Cancelled Club Age | Members Lost Due to Cancellation | % of Clubs Cancelled for Non-Financial Reasons |
|---------------------------|---------------------|---------------------------|-------------------|-----------------------------|---------|----------|----------------|------------------|----------------------------|-------------------------------|--------------------------------------|----------------------|----------------------------------|----------------------------------|-------------------------------|--|---------------------------|----------------------------|----------------------------------|--|
| 63 | 0 | 1 | -1 | 1,821 | 110 | 130 | -20 | -1.09% | 1,845 | 29 | 24% | 0% | 0% | 0% | 0 | 0% | 1 | 85 | 12 | 0% |

* - P - Priority Club. Cancellation Reasons: 1-Objectives/conduct, 2-Non-active club, 5-Non-existing club, 6-Disbanding, 7-Merger, 8-Financial Suspension, 9-District/Multiple District Dues.

** - Abbreviation: P-President, S-Secretary, T-Treasurer, M-Member Chairperson, VP-First Vice President, MC-Communications Chairperson, SC-Service Chairperson

*** - Abbreviation: N/R - Never reported using the Lions Clubs website, N/A - Not applicable, No password registered for the Lions Clubs website.

**** - Abbreviation: N - New, IP - Immediate Past, R - Repeat.



Club Health Assessment for District 112 C through May 2025

| | | | Status | Membership | | | | | | | Reports | | | | | Finance | | LCIF |
|------------------------------------|------------------------------|--------------|---|-----------------------------|-------------------|---------------------|----------------|---|----------------------------|--|-------------------------------------|------------------------------------|------------------------|------------------------------|---|-------------------------------|-----------------------------------|------------|
| Club Number | Club Name | Charter Date | | Current Member Count | YTD Members Added | YTD Members Dropped | YTD Net Growth | YTD Net Growth% | Member Count 12 Months Ago | Avg. length of service for dropped members | Months Since Last MMR *** | Yrs. Since Last Officer Report | President Rotation | Vice President Reported **** | Months Since Last Activity Report *** | Account Balance | Donations for current Fiscal Year | |
| | | | Number of times on status quo within last two years | If below 15 members appears | | | | If net loss is greater than 20% appears | | | If no report in 3 months appears in | When more than one year appears in | Number of repeat terms | | Notes the officers that do not have an active | If no report at 12 months red | | |
| Clubs more than two years old | | | | | | | | | | | | | | | | | | |
| 39560 | ARGENTEUIL | 03/05/1981 | Active | 16 | 0 | 0 | 0 | 0.00% | 16 | | 0 | | | R | P,S,T,M,VP SC | 7 | | \$3,158.13 |
| Exc Award (06/30/2017, 06/30/2018) | | | | | | | | | | | | | | | | | | |
| 53083 | ARGENTEUIL BELLE ALLIANCE | 05/11/1992 | Active | 8 | 0 | 3 | -3 | -27.27% | 12 | 15 | 0 | | | | P,S,T,M,VP SC | N/R | | \$300.00 |
| 30283 | ASSE NOORD WEST BRABANT | 02/21/1975 | Active | 23 | 2 | 0 | 2 | 9.52% | 21 | | 0 | | | R | P,S,T,M,VP SC | 8 | | \$3,102.89 |
| 35612 | BRAINE L'ALLEUD L C | 05/09/1978 | Active | 6 | 1 | 0 | 1 | 20.00% | 5 | | 0 | | 3 | R | P,S,T,M,VP SC | 24+ | | \$2,577.11 |
| 105296 | BRÜSSEL CHARLEMAGNE | 04/21/2009 | Active | 28 | 2 | 0 | 2 | 7.69% | 26 | | 0 | | | N | S,T,M,VP,SC | 5 | | \$1,084.57 |
| Exc Award (06/30/2023) | | | | | | | | | | | | | | | | | | |
| 116022 | BRUSSEL GRAAF VAN VLAENDEREN | 02/27/2012 | Cancelled(8*) | 0 | 0 | 4 | -4 | -100.00% | 9 | 14 | 0 | 1 | None | | P,S,T,M,VP SC | N/R | 90+ Days | |
| 38815 | BRUSSEL HOOFDSTAD | 07/15/1980 | Active | 19 | 0 | 0 | 0 | 0.00% | 19 | | 0 | | | R | P,S,T,M,VP SC | 11 | | \$2,792.87 |
| 58621 | BRUSSEL MUNT | 07/31/1996 | Active | 35 | 0 | 1 | -1 | -2.78% | 36 | 11 | 0 | | | N | P,S,T,M,VP SC | N/R | | \$4,008.04 |
| 105196 | BRUSSELS AMIGO | 04/20/2009 | Active | 26 | 4 | 4 | 0 | 0.00% | 26 | 4 | 0 | | | R | P,S,T,M,VP SC | N/R | | \$1,642.11 |
| 31368 | BRUSSELS ATOMIUM | 11/10/1975 | Active | 10 | 0 | 5 | -5 | -33.33% | 17 | 28 | 0 | | | | P,S,T,M,VP SC | 24+ | | \$312.15 |
| Exc Award (06/30/2018) | | | | | | | | | | | | | | | | | | |
| 51127 | BRUSSELS BRUOCSELLA | 12/13/1990 | Active | 10 | 0 | 0 | 0 | 0.00% | 10 | | 0 | | 5 | R | P,S,T,M,VP SC | 24+ | | \$108.46 |
| 39292 | BRUSSELS COOPERATION | 01/15/1981 | Active | 18 | 2 | 1 | 1 | 5.88% | 18 | 20 | 0 | | | R | P,S,T,M,SC | 24+ | | \$1,000.00 |
| 43523 | BRUSSELS HERALDIC | 02/14/1984 | Cancelled(6*) | 0 | 0 | 3 | -3 | -100.00% | 13 | 24 | 0 | 1 | None | | P,S,T,M,VP SC | N/R | | |
| 21951 | BRUSSELS NATIONS | 06/25/1959 | Active | 8 | 1 | 1 | 0 | 0.00% | 8 | 2 | 0 | | | IP | P,S,T,M,VP SC | 13 | | |
| 61544 | BRUXELLES AURORE | 02/16/1999 | Active | 22 | 3 | 0 | 3 | 15.79% | 20 | | 0 | | | R | P,S,T,M,VP SC | 1 | | \$2,376.11 |
| 47796 | BRUXELLES CENTENAIRE | 10/13/1987 | Active | 22 | 2 | 5 | -3 | -12.00% | 28 | 9 | 0 | | 2 | R | P,S,T,VP,SC | 24+ | | \$42.06 |
| 50587 | BRUXELLES CHANT D'OISEAU | 05/21/1990 | Active | 13 | 1 | 0 | 1 | 8.33% | 12 | | 0 | | | | P,S,T,M,VP SC | 24+ | | |
| 53650 | BRUXELLES DAUPHIN | 09/02/1992 | Active | 17 | 2 | 0 | 2 | 13.33% | 15 | | 0 | | | R | P,S,T,M,VP SC | N/R | | |
| 21950 | BRUXELLES FORET DE SOIGNES | 05/03/1971 | Active | 16 | 0 | 0 | 0 | 0.00% | 16 | | 0 | | | N | P,S,T,M,VP SC | N/A | | |
| 50718 | BRUXELLES IRIS | 06/20/1990 | Active | 15 | 0 | 0 | 0 | 0.00% | 15 | | 0 | | 2 | R | P,S,T,M,VP SC | 24+ | | \$698.47 |
| 51404 | BRUXELLES JARDIN DU ROI | 03/07/1991 | Active | 15 | 0 | 1 | -1 | -6.25% | 16 | 33 | 0 | | | R | P,S,T,M,VP SC | 24+ | | |



Club Health Assessment for District 112 C through May 2025

| Club Number | Club Name | Charter Date | Status | Membership | | | | | | | Reports | | | | | Finance | LCIF |
|-------------|---------------------------------------|--------------|---|-----------------------------|-------------------|---------------------|----------------|---|----------------------------|--|-------------------------------------|------------------------------------|------------------------|---|---------------------------------------|-----------------|-----------------------------------|
| | | | | Current Member Count | YTD Members Added | YTD Members Dropped | YTD Net Growth | YTD Net Growth% | Member Count 12 Months Ago | Avg. length of service for dropped members | Months Since Last MMR *** | Yrs. Since Last Officer Report | President Rotation | Vice President Reported **** | Months Since Last Activity Report *** | Account Balance | Donations for current Fiscal Year |
| | | | Number of times on status quo within last two years | If below 15 members appears | | | | If net loss is greater than 20% appears | | | If no report in 3 months appears in | When more than one year appears in | Number of repeat terms | Notes the officers that do not have an active | If no report at 12 months red | | |
| 47488 | BRUXELLES LONGCHAMP | 06/17/1987 | Active | 10 | 0 | 1 | -1 | -9.09% | 11 | 22 | 0 | | 3 | R | P,S,T,M,VP SC | N/R | |
| 61104 | BRUXELLES MILLENAIRE | 08/27/1998 | Active | 25 | 0 | 3 | -3 | -10.71% | 28 | 39 | 0 | | 2 | R | P,S,T,M,VP SC | N/A | |
| 42835 | BRUXELLES ROYAL | 06/29/1983 | Active | 11 | 2 | 1 | 1 | 10.00% | 11 | 19 | 0 | | | | P,S,T,M,VP SC | 24+ | \$90.00 |
| 38678 | BRUXELLES SABLON | 06/30/1980 | Active | 14 | 1 | 0 | 1 | 7.69% | 13 | | 0 | | | R | P,S,T,M,VP SC | 24+ | |
| 38339 | BRUXELLES SAINT HUBERT | 04/22/1980 | Active | 28 | 5 | 6 | -1 | -3.45% | 29 | 11 | 0 | | 2 | N | P,S,T,M,VP SC | N/R | |
| | Exc Award (06/30/2024) | | | | | | | | | | | | | | | | |
| 32547 | BRUXELLES VAL DUCHESSE | 06/30/1976 | Active | 22 | 2 | 4 | -2 | -8.33% | 24 | 17 | 0 | | | R | P,S,T,M,SC | 24+ | \$313.46 |
| 53724 | CHAUMONT-GISTOUX | 10/05/1992 | Active | 16 | 4 | 1 | 3 | 23.08% | 13 | 6 | 0 | | | R | P,S,T,M,VP SC | N/A | |
| 41545 | DUCHÉ DE BRABANT L C | 06/01/1982 | Active | 11 | 3 | 1 | 2 | 22.22% | 9 | 1 | 0 | | 2 | R | P,S,T,M,VP SC | 14 | \$1,567.32 |
| 124640 | ETTERBEEK-MÉRODE | 06/17/2015 | Active | 9 | 3 | 5 | -2 | -18.18% | 11 | 7 | 0 | | 9 | | P,S,T,M,VP SC | N/R | |
| 52396 | GENAPPE VAL DE DYLE | 01/14/1992 | Active | 13 | 1 | 1 | 0 | 0.00% | 15 | 10 | 0 | | 8 | R | P,S,T,M,VP SC | N/R | |
| 21973 | GENVAL SIX VALLEES | 01/19/1968 | Active | 19 | 0 | 0 | 0 | 0.00% | 18 | | 0 | | | | P,S,T,M,VP SC | 24+ | |
| 142501 | Greze-Doiceau Specialty Club Benefits | 08/04/2020 | Active(1) | 20 | 9 | 3 | 6 | 42.86% | 14 | 3 | 0 | | 2 | R | P,S,T,M,VP SC | 24+ | |
| | Exc Award (06/30/2024) | | | | | | | | | | | | | | | | |
| 53266 | HALLE LIBERI | 06/11/1992 | Active | 8 | 0 | 10 | -10 | -55.56% | 18 | 6 | 0 | | | R | S,T,M,VP | N/R | |
| 58881 | IXELLES ALIZES | 11/26/1996 | Active | 13 | 0 | 1 | -1 | -7.14% | 14 | 10 | 0 | | | R | P,S,T,M,VP SC | N/R | \$2,975.13 |
| 105706 | JETTE SAINT PIERRE | 06/09/2009 | Active | 5 | 0 | 3 | -3 | -37.50% | 8 | 14 | 0 | | 2 | | P,S,M,VP,SC | 24+ | |
| 42094 | JODOIGNE | 12/29/1982 | Active | 33 | 0 | 1 | -1 | -2.94% | 34 | 8 | 0 | | | N | P,S,T,M,VP SC | 24+ | \$1,531.10 |
| 49053 | LA HULPE | 11/29/1988 | Cancelled(8*) | 0 | 0 | 9 | -9 | -100.00% | 11 | 22 | 7 | | None | | P,S,T,M,VP SC | 24+ | 90+ Days |
| 22012 | LASNE | 06/22/1973 | Active | 10 | 0 | 3 | -3 | -23.08% | 13 | 26 | 0 | | 2 | R | P,S,T,M,VP SC | 24 | \$542.28 |
| 22014 | LOUVAIN-LA-NEUVE | 12/28/1973 | Active | 12 | 1 | 2 | -1 | -7.69% | 13 | 7 | 0 | | 2 | N | P,S,T,M,VP SC | N/R | \$3,188.78 |
| 46325 | MONT ST GUIBERT | 06/12/1986 | Active | 31 | 0 | 6 | -6 | -16.22% | 37 | 4 | 0 | | 2 | N | P,S,T,M,VP SC | 24+ | \$1,084.57 |
| | Exc Award (06/30/2023) | | | | | | | | | | | | | | | | |
| 22010 | NIVELLES | 05/30/1961 | Active | 13 | 1 | 1 | 0 | 0.00% | 13 | 8 | 0 | | | R | P,S,T,M,VP SC | N/A | |
| 126811 | Rixensart Family | 02/05/2016 | Active | 6 | 0 | 1 | -1 | -14.29% | 7 | 1 | 0 | | | R | P,S,T,M,VP SC | 24+ | |
| 59057 | UCCLE KAUWBERG | 01/29/1997 | Active | 24 | 0 | 1 | -1 | -4.00% | 25 | 19 | 0 | | | R | P,S,T,M,VP SC | N/R | \$162.05 |



Club Health Assessment for District 112 C through May 2025

| Club Number | Club Name | Charter Date | Status | Membership | | | | | | | Reports | | | | | Finance | LCIF |
|-------------|-------------------------------------|--------------|---|-----------------------------|-------------------|---------------------|----------------|---|----------------------------|--|----------------------------------|------------------------------------|------------------------|---|--|-----------------|-----------------------------------|
| | | | | Current Member Count | YTD Members Added | YTD Members Dropped | YTD Net Growth | YTD Net Growth% | Member Count 12 Months Ago | Avg. length of service for dropped members | Months Since Last MMR *** | Yrs. Since Last Officer Report | President Rotation | Vice President Reported **** | Months Since Last Activity Report *** | Account Balance | Donations for current Fiscal Year |
| | | | Number of times on status quo within last two years | If below 15 members appears | | | | If net loss is greater than 20% appears | | | If no report in 3 months appears | When more than one year appears in | Number of repeat terms | Notes the officers that do not have an active | If no report in 12 months appears in red | | |
| 22034 | VILVORDE | 03/06/1959 | Active | 30 | 2 | 1 | 1 | 3.45% | 28 | 11 | 0 | | | N | P,S,T,M,VP SC | N/R | |
| 22011 | WATERLOO | 12/17/1970 | Active | 14 | 0 | 0 | 0 | 0.00% | 14 | | 0 | | | N | P,S,T,M,VP SC | 17 | |
| 22037 | WAVRE | 06/16/1958 | Active | 26 | 2 | 0 | 2 | 8.33% | 24 | | 0 | | | R | P,S,T,M,VP SC | 8 | \$2,840.12 |
| 65284 | WOLUWE CONSTELLATIONS | 04/29/2002 | Active | 11 | 0 | 3 | -3 | -21.43% | 9 | 0 | 0 | | 2 | R | P,S,T,M,VP SC | 2 | \$1,864.30 |
| 120577 | WOLUWE LES CERISIERS | 10/21/2013 | Cancelled(6*) | 0 | 1 | 12 | -11 | -100.00% | 13 | 11 | 2 | | 2 | | S,VP,SC | 12 | \$30.00 |
| 130229 | Woluwe Saint Pierre Quatre Bras | 02/23/2017 | Active | 8 | 0 | 1 | -1 | -11.11% | 9 | 11 | 0 | | 3 | | P,S,T,M,VP SC | N/R | |
| 21985 | WOLUWE TRADITIONS | 03/14/1957 | Active | 8 | 0 | 0 | 0 | 0.00% | 8 | | 0 | | | N | P,S,T,M,VP SC | 24+ | \$261.22 |
| 22039 | ZAVENTEM NATIONAL AIRPORT - ERASMUS | 03/19/1964 | Active | 31 | 4 | 3 | 1 | 3.33% | 30 | 21 | 0 | | | R | P,S,T,M,VP SC | 8 | \$2,346.66 |

Clubs Cancelled Previous Fiscal Year – Clubs Cancelled within last 12 months may be reinstated

| Club Number | Club Name | Charter Date | Current Status* | Cancellation Date |
|-------------|------------------|--------------|-----------------|-------------------|
| 108041 | BRUSSELS IMAGINE | 04/09/2010 | Cancelled(6*) | 07/29/2023 |

| Current Total Clubs Count | YTD New Clubs Count | YTD Cancelled Clubs Count | YTD Net Club Gain | Current Total Members Count | YTD Add | YTD Drop | YTD Net Growth | YTD Net Growth % | Member Count 12 Months Ago | Average Member Count Per Club | % of Clubs with less than 20 members | % No MMR in 3 Months | % No Officer Report in 12 Months | % of Clubs with balance 90+ days | Number of Clubs in Status Quo | % Status Quo Clubs in Financial Suspension | Number of Cancelled Clubs | Average Cancelled Club Age | Members Lost Due to Cancellation | % of Clubs Cancelled for Non-Financial Reasons |
|---------------------------|---------------------|---------------------------|-------------------|-----------------------------|---------|----------|----------------|------------------|----------------------------|-------------------------------|--------------------------------------|----------------------|----------------------------------|----------------------------------|-------------------------------|--|---------------------------|----------------------------|----------------------------------|--|
| 48 | 0 | 4 | -4 | 808 | 61 | 112 | -51 | -5.94% | 882 | 17 | 67% | 0% | 0% | 0% | 0 | 0% | 4 | 29 | 28 | 50% |

* - P - Priority Club. Cancellation Reasons: 1-Objectives/conduct, 2-Non-active club, 5-Non-existing club, 6-Disbanding, 7-Merger, 8-Financial Suspension, 9-District/Multiple District Dues.

** - Abbreviation: P-President, S-Secretary, T-Treasurer, M-Member Chairperson, VP-First Vice President, MC-Communications Chairperson, SC-Service Chairperson

*** - Abbreviation: N/R - Never reported using the Lions Clubs website, N/A - Not applicable, No password registered for the Lions Clubs website.

**** - Abbreviation: N - New, IP - Immediate Past, R - Repeat.



Club Health Assessment for District 112 D through May 2025

| Club Number | Club Name | Charter Date | Status | Membership | | | | | | | Reports | | | | | Finance | LCIF |
|--------------------------------------|------------------------------|--------------|---|-----------------------------|-------------------|---------------------|----------------|---|----------------------------|--|-------------------------------------|------------------------------------|------------------------|---|---------------------------------------|-----------------|-----------------------------------|
| | | | | Current Member Count | YTD Members Added | YTD Members Dropped | YTD Net Growth | YTD Net Growth% | Member Count 12 Months Ago | Avg. length of service for dropped members | Months Since Last MMR *** | Yrs. Since Last Officer Report | President Rotation | Vice President Reported **** | Months Since Last Activity Report *** | Account Balance | Donations for current Fiscal Year |
| | | | Number of times on status quo within last two years | If below 15 members appears | | | | If net loss is greater than 20% appears | | | If no report in 3 months appears in | When more than one year appears in | Number of repeat terms | Notes the officers that do not have an active | If no report at 12 months red | | |
| Clubs more than two years old | | | | | | | | | | | | | | | | | |
| 31725 | ANDENNE | 02/26/1976 | Active | 18 | 4 | 2 | 2 | 12.50% | 16 | 10 | 0 | | | R | P,S,T,M,VP SC | N/A | |
| 57095 | ANS LEGIA | 06/21/1995 | Active | 8 | 0 | 0 | 0 | 0.00% | 8 | | 0 | | | R | P,S,T,M,VP SC | 24+ | \$1,015.83 |
| 21936 | ARLON | 02/11/1960 | Active | 46 | 2 | 0 | 2 | 4.55% | 43 | | 0 | | | R | P,S,T,M,VP SC | 12 | \$10,304.89 |
| Exc Award (06/30/2024) | | | | | | | | | | | | | | | | | |
| 60446 | ARLON COMTESSE ERMESINDE | 03/11/1998 | Active | 15 | 5 | 0 | 5 | 50.00% | 9 | | 0 | | | R | P,S,T,M,VP SC | N/A | |
| 29749 | ATHUS LORRAINE | 08/08/1974 | Active | 30 | 1 | 1 | 0 | 0.00% | 30 | 5 | 0 | | 2 | R | P,S,T,M,VP SC | 24+ | \$1,211.93 |
| Exc Award (06/30/2023) | | | | | | | | | | | | | | | | | |
| 57425 | ATTERT VAL D'ATTERT | 10/09/1995 | Active | 24 | 0 | 5 | -5 | -17.24% | 29 | 10 | 0 | | 2 | | P,S,T,M,VP SC | N/R | \$1,084.57 |
| 60660 | AUBEL | 04/15/1998 | Active | 39 | 0 | 0 | 0 | 0.00% | 37 | | 0 | | | R | P,S,T,VP,SC | N/R | |
| 84844 | AUBEL BOCAGES | 02/14/2005 | Active | 20 | 0 | 0 | 0 | 0.00% | 20 | | 0 | | 2 | R | P,S,T,M,VP SC | 7 | \$1,051.59 |
| 39816 | BARRIERE DE CHAMPLON | 04/30/1981 | Active | 20 | 1 | 2 | -1 | -4.76% | 21 | 3 | 0 | | | N | P,S,T,M,VP SC | N/R | \$2,103.18 |
| 21939 | BASTOGNE NUTS CITY LC | 06/13/1969 | Active | 39 | 0 | 1 | -1 | -2.50% | 40 | 38 | 0 | | 2 | R | P,S,T,M,VP SC | N/R | \$2,230.15 |
| 21958 | BEAURAING LE CASTEL | 01/14/1971 | Active(2) | 9 | 9 | 11 | -2 | -18.18% | 0 | 2 | 0 | | | R | P,S,T,VP | 24+ | |
| 21940 | BELOEIL | 03/03/1966 | Active | 36 | 1 | 1 | 0 | 0.00% | 36 | 24 | 0 | | | R | P,S,T,M,VP SC | N/R | |
| 21941 | BINCHE | 06/26/1963 | Active | 32 | 1 | 2 | -1 | -3.03% | 33 | 7 | 0 | | | R | P,S,T,M,VP SC | 24+ | \$1,084.57 |
| Exc Award (06/30/2023) | | | | | | | | | | | | | | | | | |
| 75965 | BINCHE ALLIANCE | 06/30/2003 | Active(1) | 12 | 1 | 0 | 1 | 9.09% | 11 | | 0 | | 2 | R | P,S,T,M,VP SC | 6 | |
| 65515 | BINCHE EUROPE | 06/18/2002 | Active | 15 | 4 | 4 | 0 | 0.00% | 16 | 19 | 0 | | | R | P,S,T,M,VP SC | N/R | \$542.28 |
| 21955 | CHARLEROI & VAL D'HEURE | 11/07/1955 | Active | 23 | 1 | 1 | 0 | 0.00% | 24 | 37 | 0 | | | R | P,S,T,M,VP SC | 8 | \$542.28 |
| 55790 | CHARLEROI METROPOLE D'EUROPE | 06/03/1994 | Active | 9 | 2 | 6 | -4 | -30.77% | 13 | 11 | 0 | | | | P,S,T,M,VP SC | 5 | \$1,138.86 |
| 50453 | CHARLEROI PLURIEL | 04/17/1990 | Active | 19 | 0 | 0 | 0 | 0.00% | 19 | | 0 | | | R | P,S,T,M,VP SC | 0 | \$601.72 |
| 21956 | CHARLEROI SEXTANT | 06/30/1972 | Active | 16 | 0 | 7 | -7 | -30.43% | 23 | 17 | 0 | | | R | P,S,T,M,VP SC | 24+ | \$19.81 |
| 21957 | CHARLEROI TRICENTENAIRE | 09/23/1965 | Active | 9 | 0 | 2 | -2 | -18.18% | 11 | 11 | 0 | | | R | P,S,T,M,VP SC | N/R | \$312.39 |
| 53057 | CHARLEROI VAUBAN | 05/11/1992 | Active | 13 | 0 | 0 | 0 | 0.00% | 13 | | 0 | | | R | P,S,T,M,VP SC | N/A | |



Club Health Assessment for District 112 D through May 2025

| | | | Status | Membership | | | | | | | Reports | | | | | Finance | | LCIF |
|-------------|--|--------------|---|-----------------------------|-------------------|---------------------|----------------|---|----------------------------|--|-------------------------------------|------------------------------------|------------------------|---|--|-----------------|-----------------------------------|------|
| Club Number | Club Name | Charter Date | | Current Member Count | YTD Members Added | YTD Members Dropped | YTD Net Growth | YTD Net Growth% | Member Count 12 Months Ago | Avg. length of service for dropped members | Months Since Last MMR *** | Yrs. Since Last Officer Report | President Rotation | Vice President Reported **** | Months Since Last Activity Report *** | Account Balance | Donations for current Fiscal Year | |
| | | | Number of times on status quo within last two years | If below 15 members appears | | | | If net loss is greater than 20% appears | | | If no report in 3 months appears in | When more than one year appears in | Number of repeat terms | Notes the officers that do not have an active | If no report at 12 months appears in red | | | |
| 38679 | CHATELET | 06/29/1980 | Active | 22 | 0 | 0 | 0 | 0.00% | 22 | | 0 | | | R | P,S,T,M,VP SC | 24+ | \$875.97 | |
| 22017 | CHIMAY- PHILIPPEVILLE | 11/09/1966 | Active | 10 | 0 | 1 | -1 | -9.09% | 17 | 18 | 0 | | 2 | | P,S,T,M,VP SC | 24+ | \$498.74 | |
| 21959 | CINEY | 02/21/1963 | Active | 21 | 1 | 0 | 1 | 5.00% | 20 | | 0 | | | R | P,S,T,M,VP SC | N/R | \$1,084.57 | |
| 55473 | COMINES EUROPE | 03/28/1994 | Active | 20 | 1 | 0 | 1 | 5.26% | 19 | | 0 | | 2 | | P,S,T,M,VP SC | N/R | \$542.28 | |
| 21963 | DINANT | 03/05/1957 | Active | 9 | 0 | 1 | -1 | -10.00% | 11 | 36 | 0 | | 2 | | P,S,T,M,VP SC | N/R | | |
| 21964 | ENGHIEN SOIGNIES | 05/11/1962 | Active | 16 | 0 | 2 | -2 | -11.11% | 18 | 13 | 0 | | | R | P,S,T,M,VP SC | 24+ | | |
| 40660 | ERQUELINNES HAUTE SAMBRE | 12/02/1981 | Active | 9 | 0 | 0 | 0 | 0.00% | 9 | | 0 | | 2 | | P,S,T,M,VP SC | 24+ | | |
| 52485 | ESTINNES-QUEVY VOIE ROMAINE LC Exc Award (06/30/2018) | 02/04/1992 | Active | 19 | 1 | 1 | 0 | 0.00% | 19 | 4 | 0 | | | R | P,S,T,M,VP SC | N/R | \$1,660.37 | |
| 21965 | EUPEN | 04/14/1962 | Active | 46 | 0 | 0 | 0 | 0.00% | 46 | | 0 | | | R | P,S,T,M,VP SC | 24+ | \$4,442.81 | |
| 21967 | FLEURUS GOSSELIES AEROPOLE | 12/20/1960 | Active | 21 | 3 | 0 | 3 | 16.67% | 18 | | 0 | | 2 | R | P,S,T,M,VP SC | 1 | | |
| 124985 | Flobecq-Vloesberg-Angelica | 05/29/2015 | Active | 26 | 0 | 2 | -2 | -7.14% | 29 | 10 | 0 | | | R | P,S,T,M,VP SC | N/R | \$2,661.75 | |
| 57096 | FLOREFFE | 06/21/1995 | Active | 20 | 6 | 0 | 6 | 42.86% | 14 | | 0 | | | N | S,M,SC | N/R | | |
| 21968 | FORET D'ANLIER L C | 04/10/1973 | Active | 46 | 2 | 1 | 1 | 2.22% | 45 | 8 | 0 | | 2 | R | P,S,T,M,VP SC | 24+ | \$1,084.57 | |
| 38680 | FRAMERIES EN BORINAGE | 06/30/1980 | Active | 12 | 0 | 1 | -1 | -7.69% | 13 | 1 | 0 | | | | P,S,T,M,VP SC | N/R | \$1,396.96 | |
| 122039 | Franchimont Terre de Liberte | 04/30/2014 | Active(1) | 27 | 6 | 2 | 4 | 17.39% | 24 | 7 | 0 | | | R | P,S,T,M,VP SC | N/A | \$1,084.57 | |
| 54936 | FRASNES-LEZ-ANVAING Exc Award (06/30/2024) | 10/18/1993 | Active | 41 | 0 | 2 | -2 | -4.65% | 43 | 24 | 0 | | 2 | R | S,T,M,VP,SC | 24+ | \$12,413.01 | |
| 21969 | GEDINNE | 09/28/1973 | Active | 14 | 0 | 0 | 0 | 0.00% | 14 | | 0 | | | R | P,S,T,M,VP | 0 | \$1,069.75 | |
| 21970 | GEMBLoux Exc Award (06/30/2024) | 01/08/1959 | Active | 26 | 0 | 0 | 0 | 0.00% | 24 | | 0 | | 2 | R | P,S,T,M,VP SC | 0 | \$2,164.55 | |
| 39817 | GERPINNES SAMBRE ET MEUSE | 04/30/1981 | Active | 13 | 3 | 1 | 2 | 18.18% | 11 | 3 | 0 | | 2 | R | P,S,T,M,VP SC | N/R | | |
| 65507 | HABAY PONT D'OYE | 06/18/2002 | Active | 32 | 1 | 1 | 0 | 0.00% | 32 | 22 | 0 | | | R | P,S,T,M,VP SC | N/R | \$759.19 | |
| 21978 | HANNUT Exc Award (06/30/2023) | 11/28/1964 | Active | 23 | 0 | 1 | -1 | -4.17% | 25 | 3 | 0 | | | | P,S,T,M,VP SC | 5 | | |



Club Health Assessment for District 112 D through May 2025

| Club Number | Club Name | Charter Date | Status | Membership | | | | | | | Reports | | | | | Finance | LCIF |
|------------------------|---|--------------|---|-----------------------------|-------------------|---------------------|----------------|---|----------------------------|--|----------------------------------|------------------------------------|------------------------|---|---------------------------------------|-----------------|-----------------------------------|
| | | | | Current Member Count | YTD Members Added | YTD Members Dropped | YTD Net Growth | YTD Net Growth% | Member Count 12 Months Ago | Avg. length of service for dropped members | Months Since Last MMR *** | Yrs. Since Last Officer Report | President Rotation | Vice President Reported **** | Months Since Last Activity Report *** | Account Balance | Donations for current Fiscal Year |
| | | | Number of times on status quo within last two years | If below 15 members appears | | | | If net loss is greater than 20% appears | | | If no report in 3 months appears | When more than one year appears in | Number of repeat terms | Notes the officers that do not have an active | If no report at 12 months red | | |
| 21980 | HAUTE ARDENNE | 05/09/1963 | Active | 22 | 0 | 0 | 0 | 0.00% | 21 | | 0 | | 2 | R | P,S,T,M,VP SC | N/A | |
| 42206 | HAUTE HESBAYE | 01/06/1983 | Active | 23 | 0 | 1 | -1 | -4.17% | 24 | 25 | 0 | | | R | P,S,T,M,VP SC | N/R | \$1,784.44 |
| 21981 | HAUTES FAGNES L C | 11/30/1971 | Active | 48 | 3 | 3 | 0 | 0.00% | 49 | 47 | 0 | | | R | P,S,T,M,VP SC | N/R | \$1,084.57 |
| 21983 | HUY | 12/22/1955 | Active | 23 | 0 | 1 | -1 | -4.17% | 24 | 50 | 0 | | | R | P,S,T,M,VP SC | 6 | |
| 62443 | HUY BEAUFORT | 10/26/1999 | Active | 18 | 0 | 0 | 0 | 0.00% | 18 | | 0 | | 2 | R | P,S,T,M,VP SC | N/R | |
| 21984 | JAMBES | 10/25/1963 | Active | 21 | 2 | 1 | 1 | 5.00% | 20 | 15 | 0 | | | R | P,T,M,VP,SC | 19 | |
| 21989 | LA GAUME L C | 01/25/1967 | Active | 8 | 0 | 2 | -2 | -20.00% | 10 | 6 | 0 | | | IP | P,S,T,M,VP SC | 23 | 90+ Days |
| 130476 | La Louviere - Ecaussinnes Val de Centre | 03/27/2017 | Active | 11 | 1 | 0 | 1 | 10.00% | 9 | | 0 | | 2 | | P,S,T,M,VP SC | N/R | |
| 138371 | La Louvière Coeur de Hainaut | 05/29/2019 | Active(1) | 11 | 3 | 1 | 2 | 22.22% | 10 | 6 | 0 | | | | P,S,T,M,VP SC | N/R | |
| 21988 | LA LOUVIERE HAINAUT CENTRE | 01/01/1960 | Active | 18 | 0 | 0 | 0 | 0.00% | 22 | | 0 | | | R | P,S,T,M,VP SC | N/R | \$1,084.57 |
| 54273 | LACLAIREAU COMTE DE CHINY | 03/26/1993 | Active | 19 | 0 | 2 | -2 | -9.52% | 21 | 20 | 0 | | | R | P,S,T,M,VP SC | 3 | \$557.54 |
| 50262 | LE ROEULX VILLE PRINCIÈRE | 03/07/1990 | Active | 15 | 2 | 1 | 1 | 7.14% | 13 | 47 | 0 | | | N | P,S,T,M,VP | N/R | |
| 21993 | LESSINES ATH | 01/13/1958 | Active | 45 | 1 | 1 | 0 | 0.00% | 44 | 55 | 0 | | | N | P,S,T,M,VP SC | N/R | \$5,422.85 |
| 51128 | LIEGE AIRPORT | 12/13/1990 | Active | 37 | 0 | 0 | 0 | 0.00% | 36 | | 0 | | 2 | R | P,S,T,M,VP SC | 15 | |
| Exc Award (06/30/2023) | | | | | | | | | | | | | | | | | |
| 83043 | LIEGE AVENIR | 06/30/2004 | Active | 16 | 0 | 0 | 0 | 0.00% | 17 | | 0 | | None | | P,S,T,M,VP SC | N/R | |
| 21994 | LIEGE CITE | 11/17/1952 | Active | 20 | 0 | 1 | -1 | -4.76% | 21 | 47 | 0 | | | | P,S,T,M,VP SC | N/R | |
| 55825 | LIEGE ERARD DE LA MARCK | 06/15/1994 | Active | 14 | 1 | 3 | -2 | -12.50% | 16 | 19 | 0 | | | | P,S,T,M,VP SC | N/R | |
| 98862 | LIEGE EUREGIO | 03/21/2007 | Cancelled(6*) | 0 | 0 | 18 | -18 | -100.00% | 20 | 21 | 2 | | | R | S,T,M | N/R | \$831.05 |
| 21995 | LIEGE HAUTS SARTS | 09/20/1971 | Active | 37 | 4 | 0 | 4 | 12.12% | 33 | | 0 | | 2 | R | P,S,T,M,VP SC | N/R | |
| 35399 | LIEGE METROPOLE | 04/05/1978 | Cancelled(6*) | 0 | 0 | 0 | 0 | 0.00% | 13 | | 9 | 1 | None | | P,S,T,M,VP SC | N/A | |
| 48554 | LIEGE PRINCIPAUTE | 05/12/1988 | Active | 15 | 4 | 1 | 3 | 25.00% | 14 | 44 | 0 | | | | P,S,T,M,VP SC | 24+ | \$1,069.43 |
| 21997 | LIEGE SART TILMAN | 07/16/1956 | Active | 32 | 1 | 4 | -3 | -8.57% | 35 | 26 | 0 | | 2 | R | P,S,T,M,VP SC | 24+ | |
| Exc Award (06/30/2023) | | | | | | | | | | | | | | | | | |



Club Health Assessment for District 112 D through May 2025

| | | | Status | Membership | | | | | | | Reports | | | | | Finance | | LCIF |
|------------------------|------------------------|--------------|---|-----------------------------|-------------------|---------------------|----------------|---|----------------------------|--|-------------------------------------|------------------------------------|------------------------|------------------------------|---|--|-----------------------------------|------------|
| Club Number | Club Name | Charter Date | | Current Member Count | YTD Members Added | YTD Members Dropped | YTD Net Growth | YTD Net Growth% | Member Count 12 Months Ago | Avg. length of service for dropped members | Months Since Last MMR *** | Yrs. Since Last Officer Report | President Rotation | Vice President Reported **** | Months Since Last Activity Report *** | Account Balance | Donations for current Fiscal Year | |
| | | | Number of times on status quo within last two years | If below 15 members appears | | | | If net loss is greater than 20% appears | | | If no report in 3 months appears in | When more than one year appears in | Number of repeat terms | | Notes the officers that do not have an active | If no report at 12 months appears in red | | |
| 55875 | LIEGE VAL MOSAN | 06/21/1994 | Active | 30 | 16 | 1 | 15 | 100.00% | 15 | 18 | 0 | | 2 | R | P,S,T,M,VP SC | 21 | | |
| 110722 | LIMBOURG EN DUCHE | 04/04/2011 | Active | 20 | 3 | 3 | 0 | 0.00% | 20 | 3 | 0 | | | N | P,S,T,M,SC | N/R | | \$866.38 |
| 130583 | Marche-En-Famenne | 03/31/2017 | Active | 16 | 0 | 3 | -3 | -15.79% | 20 | 1 | 0 | | | R | P,S,T,M,VP SC | N/R | | \$1,011.71 |
| 48619 | MODAVE CONDROZ | 05/24/1988 | Active | 23 | 2 | 0 | 2 | 9.52% | 22 | | 0 | | | R | P,S,T,M,VP SC | N/R | | \$470.20 |
| 97746 | MONS BELIAN | 01/30/2008 | Active | 18 | 0 | 1 | -1 | -5.26% | 20 | 17 | 0 | | 2 | R | P,S,T,M,VP SC | 1 | | \$1,406.75 |
| 49737 | MONS COLFONTAINE | 06/30/1989 | Active | 25 | 2 | 0 | 2 | 8.70% | 23 | | 0 | | | R | P,S,T,M,VP SC | N/R | | |
| 97531 | MONS HAINAUT | 09/12/2007 | Active | 14 | 1 | 0 | 1 | 7.69% | 14 | | 0 | | 3 | R | P,S,M,VP,SC | 0 | | \$469.53 |
| 22005 | MONS REUNION | 10/10/1958 | Active | 33 | 2 | 1 | 1 | 3.13% | 32 | 5 | 0 | | | N | P,S,T,M,VP SC | 1 | | |
| 39818 | MONS-HAUTS PAYS L C | 04/23/1981 | Active(2) | 22 | 2 | 1 | 1 | 4.76% | 20 | 20 | 0 | | | R | P,S,T,M,VP SC | N/A | | \$1,093.35 |
| 22006 | MOUSCRON | 05/09/1958 | Active | 46 | 6 | 1 | 5 | 12.20% | 41 | 24 | 0 | | 2 | R | P,S,T,M,VP SC | 24+ | | |
| 50844 | MOUSCRON CASTELLERIE | 07/12/1990 | Active | 35 | 2 | 0 | 2 | 6.06% | 33 | | 0 | | | R | P,S,T,M,VP SC | N/R | | \$1,134.34 |
| 22007 | NAMUR | 12/05/1952 | Active | 15 | 2 | 0 | 2 | 15.38% | 13 | | 0 | | | | P,S,T,M,VP SC | N/R | | |
| 57097 | NAMUR VAUBAN | 06/21/1995 | Active(1) | 27 | 2 | 4 | -2 | -6.90% | 29 | 14 | 0 | | 2 | R | P,S,T,M,VP SC | 23 | | \$534.88 |
| 22008 | NEUFCHATEAU | 01/19/1970 | Active | 14 | 1 | 0 | 1 | 7.69% | 13 | | 0 | | | R | P,S,T,M,VP SC | N/R | | |
| 103541 | OURTHE SALM | 10/09/2008 | Active | 26 | 2 | 0 | 2 | 8.33% | 24 | | 0 | | | N | P,S,T,M,VP SC | 24+ | | |
| 43777 | PECQ LES TEMPLIERS | 04/04/1984 | Active | 27 | 2 | 3 | -1 | -3.57% | 28 | 20 | 0 | | | R | P,S,T,M,VP SC | N/R | | \$522.44 |
| 116269 | PROFONDEVILLE 7 MEUSES | 03/08/2012 | Active | 48 | 2 | 0 | 2 | 4.35% | 46 | | 0 | | | R | P,S,T,M,VP SC | N/A | | \$1,577.38 |
| 21966 | ROCHEFORT-FAMENNE | 10/20/1965 | Active | 26 | 1 | 1 | 0 | 0.00% | 25 | 3 | 0 | | 2 | R | P,S,T,M,VP SC | N/R | | \$1,619.45 |
| 22015 | SILLY ARENBERG | 02/07/1972 | Active | 25 | 2 | 1 | 1 | 4.17% | 24 | 14 | 0 | | | N | P,S,T,M,VP SC | N/A | | |
| 51543 | SOIGNIES SALMONSART | 04/12/1991 | Active | 14 | 0 | 1 | -1 | -6.67% | 14 | 5 | 0 | | | R | P,S,T,M,VP SC | 2 | | \$1,051.58 |
| 22025 | SPA | 01/09/1964 | Active | 38 | 4 | 3 | 1 | 2.70% | 38 | 20 | 0 | | | R | P,S,T,M,VP SC | 1 | | \$2,856.29 |
| Exc Award (06/30/2023) | | | | | | | | | | | | | | | | | | |
| 22023 | ST VITH | 11/22/1972 | Active | 29 | 1 | 1 | 0 | 0.00% | 29 | 3 | 0 | | | R | P,S,T,M,VP SC | N/A | | |
| 118503 | TOURNAI ATHENA | 12/20/2012 | Active | 23 | 1 | 1 | 0 | 0.00% | 24 | 6 | 0 | | | R | P,S,T,M,VP SC | N/R | | \$2,325.32 |
| 22031 | TOURNAI CATHEDRALE | 01/11/1960 | Active | 40 | 1 | 0 | 1 | 2.56% | 39 | | 0 | | | R | P,S,T,M,VP SC | N/R | | \$1,253.86 |



Club Health Assessment for District 112 D through May 2025

| | | | Status | | Membership | | | | | | Reports | | | | | Finance | | LCIF | | |
|---------------------------|-----------------------|---------------------------|---|-----------------------------|-------------------|---------------------|----------------|---|----------------------------|--|--------------------------------------|------------------------------------|----------------------------------|---|--|--|-----------------------------------|----------------------------|----------------------------------|--|
| Club Number | Club Name | Charter Date | | Current Member Count | YTD Members Added | YTD Members Dropped | YTD Net Growth | YTD Net Growth% | Member Count 12 Months Ago | Avg. length of service for dropped members | Months Since Last MMR *** | Yrs. Since Last Officer Report | President Rotation | Vice President Reported **** | Months Since Last Activity Report *** | Account Balance | Donations for current Fiscal Year | | | |
| | | | Number of times on status quo within last two years | If below 15 members appears | | | | If net loss is greater than 20% appears | | | If no report in 3 months appears in | When more than one year appears in | Number of repeat terms | Notes the officers that do not have an active | If no report at 12 months appears in red | | | | | |
| 55943 | TOURNAI CHILDERIC | 06/30/1994 | Active | 32 | 4 | 0 | 4 | 14.29% | 28 | | 0 | | | R | P,S,T,M,VP SC | N/R | \$624.77 | | | |
| 48787 | TRANSINNE HAUTE LESSE | 06/27/1988 | Active | 29 | 1 | 2 | -1 | -3.33% | 30 | 30 | 0 | | | N | P,S,T,M,VP SC | 24+ | \$522.44 | | | |
| 53913 | VERLAINE EN HESBAYE | 12/21/1992 | Active | 20 | 1 | 2 | -1 | -4.76% | 21 | 15 | 0 | | | R | P,S,T,M,VP SC | 24+ | \$1,044.88 | | | |
| Exc Award (06/30/2018) | | | | | | | | | | | | | | | | | | | | |
| 22033 | VERVIERS | 06/02/1955 | Active | 32 | 4 | 0 | 4 | 14.29% | 28 | | 0 | | 2 | R | P,S,T,M,VP SC | N/R | \$540.16 | | | |
| Exc Award (06/30/2024) | | | | | | | | | | | | | | | | | | | | |
| 47067 | WISE MEUSE | 03/17/1987 | Active | 35 | 2 | 2 | 0 | 0.00% | 35 | 3 | 0 | | | R | P,S,T,M,VP SC | N/A | | | | |
| 22036 | WAREMME | 12/22/1960 | Active | 28 | 1 | 3 | -2 | -6.67% | 30 | 10 | 0 | | | R | S,T,M,VP,SC | N/R | \$1,084.57 | | | |
| Exc Award (06/30/2023) | | | | | | | | | | | | | | | | | | | | |
| Current Total Clubs Count | YTD New Clubs Count | YTD Cancelled Clubs Count | YTD Net Club Gain | Current Total Members Count | YTD Add | YTD Drop | YTD Net Growth | YTD Net Growth % | Member Count 12 Months Ago | Average Member Count Per Club | % of Clubs with less than 20 members | % No MMR in 3 Months | % No Officer Report in 12 Months | % of Clubs with balance 90+ days | Number of Clubs in Status Quo | % Status Quo Clubs in Financial Suspension | Number of Cancelled Clubs | Average Cancelled Club Age | Members Lost Due to Cancellation | % of Clubs Cancelled for Non-Financial Reasons |
| 92 | 0 | 2 | -2 | 2,188 | 148 | 136 | 12 | 0.55% | 2,193 | 24 | 38% | 0% | 0% | 2% | 0 | 0% | 2 | 32 | 18 | 100% |

* - P - Priority Club. Cancellation Reasons: 1-Objectives/conduct, 2-Non-active club, 5-Non-existing club, 6-Disbanding, 7-Merger, 8-Financial Suspension, 9-District/Multiple District Dues.

** - Abbreviation: P-President, S-Secretary, T-Treasurer, M-Member Chairperson, VP-First Vice President, MC-Communications Chairperson, SC-Service Chairperson

*** - Abbreviation: N/R - Never reported using the Lions Clubs website, N/A - Not applicable, No password registered for the Lions Clubs website.

**** - Abbreviation: N - New, IP - Immediate Past, R - Repeat.



Club Health Assessment for District 113 through May 2025

| | | | Status | Membership | | | | | | | Reports | | | | | Finance | | LCIF |
|-------------------------------|---------------------------|--------------|---|-----------------------------|-------------------|---------------------|----------------|-----------------|----------------------------|--|-------------------------------------|------------------------------------|------------------------|--|---------------------------------------|-----------------|-----------------------------------|------------|
| Club Number | Club Name | Charter Date | | Current Member Count | YTD Members Added | YTD Members Dropped | YTD Net Growth | YTD Net Growth% | Member Count 12 Months Ago | Avg. length of service for dropped members | Months Since Last MMR *** | Yrs. Since Last Officer Report | President Rotation | Vice President Reported **** | Months Since Last Activity Report *** | Account Balance | Donations for current Fiscal Year | |
| | | | Number of times on status quo within last two years | If below 15 members appears | | | | | | If net loss is greater than 20% appears | If no report in 3 months appears in | When more than one year appears in | Number of repeat terms | Notes the officers that do not have appears in an active | If no report at 12 months red | | | |
| Clubs less than two years old | | | | | | | | | | | | | | | | | | |
| 171526 | LUXEMBOURG-ALTIUS | 05/29/2024 | Active | 27 | 6 | 1 | 5 | 22.73% | 20 | 0 | 4 | | 2 | N | SC | 7 | | \$50.00 |
| Clubs more than two years old | | | | | | | | | | | | | | | | | | |
| 22041 | E SLECK L C | 01/18/1965 | Active | 55 | 1 | 1 | 0 | 0.00% | 55 | 8 | 4 | | | N | SC | 8 | | |
| 22042 | ECHTERNACH | 04/02/1965 | Active | 40 | 1 | 0 | 1 | 2.56% | 39 | | 4 | | | N | | 6 | | |
| 22043 | ESCH SUR ALZETTE | 12/16/1963 | Active | 54 | 1 | 1 | 0 | 0.00% | 54 | 55 | 1 | | | N | | 2 | | |
| 42840 | GRAND-DUCHE ARDENNES | 06/30/1983 | Active | 46 | 4 | 1 | 3 | 6.98% | 43 | 41 | 4 | | | N | | 8 | | |
| 22044 | LUXEMBOURG | 01/14/1953 | Active | 57 | 5 | 8 | -3 | -5.00% | 60 | 24 | 0 | | | | M,VP,SC | 6 | | \$7,000.00 |
| 42443 | LUXEMBOURG AAL LETZEBUERG | 03/31/1983 | Active | 29 | 0 | 2 | -2 | -6.45% | 29 | 7 | 1 | | 2 | N | | 6 | | \$7,166.47 |
| 31480 | LUXEMBOURG AMITIE | 12/08/1975 | Active | 66 | 3 | 5 | -2 | -2.94% | 68 | 35 | 1 | | | N | VP | 2 | | |
| 22045 | LUXEMBOURG COUNTRY | 12/10/1966 | Active | 39 | 5 | 1 | 4 | 11.43% | 35 | 40 | 0 | | | N | | 2 | | \$1,000.00 |
| 63353 | LUXEMBOURG ERASMUS | 06/26/2000 | Active | 25 | 1 | 0 | 1 | 4.17% | 24 | | 1 | | | | VP,SC | 6 | | |
| 50093 | LUXEMBOURG EUROPE | 01/16/1990 | Active | 26 | 0 | 3 | -3 | -10.34% | 29 | 21 | 4 | | | N | M,SC | 7 | | \$13.94 |
| 51921 | LUXEMBOURG FORT VAUBAN | 07/19/1991 | Active | 41 | 1 | 2 | -1 | -2.38% | 42 | 19 | 3 | | | N | M,SC | 6 | | |
| 51436 | LUXEMBOURG GEHAANSBIERG | 03/19/1991 | Active | 33 | 2 | 2 | 0 | 0.00% | 33 | 11 | 4 | | | N | SC | 3 | | |
| 52756 | LUXEMBOURG GLASBUREN | 03/23/1992 | Active | 30 | 2 | 3 | -1 | -3.23% | 31 | 33 | 0 | | | N | M,SC | 8 | | |
| 22046 | LUXEMBOURG INTERNATIONAL | 03/28/1972 | Active | 43 | 5 | 1 | 4 | 10.26% | 39 | 2 | 0 | | | N | M,SC | 5 | | \$50.00 |
| 22047 | LUXEMBOURG MOSELLE | 10/07/1964 | Active | 42 | 2 | 3 | -1 | -2.33% | 41 | 24 | 0 | | None | N | P,T,M,SC | 6 | | \$1,080.32 |
| 137206 | Luxembourg Phoenix | 01/25/2019 | Cancelled(8*) | 0 | 1 | 13 | -12 | -100.00% | 13 | 7 | 5 | 1 | None | | P,S,T,M,VP SC | 21 | 90+ Days | |
| 42444 | LUXEMBOURG ROUDE LEIW | 03/31/1983 | Active | 43 | 1 | 2 | -1 | -2.27% | 44 | 23 | 0 | | | N | SC | 7 | | |
| 58917 | LUXEMBOURG SIGMA | 12/11/1996 | Active | 25 | 0 | 0 | 0 | 0.00% | 25 | | 4 | | | N | SC | 5 | | |
| 82973 | LUXEMBOURG SIRIUS | 10/20/2004 | Active | 19 | 0 | 0 | 0 | 0.00% | 17 | | 2 | | 3 | R | M,SC | 1 | | \$1,000.00 |
| 105625 | LUXEMBOURG TITANIUM | 06/10/2009 | Active | 24 | 0 | 2 | -2 | -7.69% | 26 | 9 | 4 | | | N | | 3 | | |
| 58479 | LUXEMBOURG VIADUC | 06/18/1996 | Active | 22 | 2 | 2 | 0 | 0.00% | 21 | 1 | 0 | | | N | | 3 | | |



Club Health Assessment for District 113 through May 2025

| | | | Status | | Membership | | | | | | Reports | | | | | Finance | | LCIF | | |
|---------------------------|---|---------------------------|---|-----------------------------|-----------------------------|-------------------|---------------------|------------------|---|-------------------------------|--|-------------------------------------|------------------------------------|----------------------------------|---|--|---------------------------|-----------------------------------|----------------------------------|--|
| Club Number | Club Name | Charter Date | | | Current Member Count | YTD Members Added | YTD Members Dropped | YTD Net Growth | YTD Net Growth% | Member Count 12 Months Ago | Avg. length of service for dropped members | Months Since Last MMR *** | Yrs. Since Last Officer Report | President Rotation | Vice President Reported **** | Months Since Last Activity Report *** | Account Balance | Donations for current Fiscal Year | | |
| | | | Number of times on status quo within last two years | | If below 15 members appears | | | | If net loss is greater than 20% appears | | | If no report in 3 months appears in | When more than one year appears in | Number of repeat terms | Notes the officers that do not have an active | If no report at 12 months appears in red | | | | |
| 115191 | LUXEMBOURG XENIUM | 03/09/2012 | Active | | 37 | 4 | 5 | -1 | -2.63% | 36 | 8 | 4 | | | N | 6 | | | | |
| | Exc Award (06/30/2018, 06/30/2023, 06/30/20 | | | | | | | | | | | | | | | | | | | |
| 50157 | MAMERANUS | 02/02/1990 | Active | | 46 | 3 | 0 | 3 | 6.98% | 43 | | 0 | | | N | 2 | | | | |
| 63035 | MONDORF-LES-BAINS | 04/10/2000 | Cancelled(8*) | | 0 | 0 | 11 | -11 | -100.00% | 11 | 14 | 5 | 1 | None | P,S,T,M,VP SC | N/R | 90+ Days | | | |
| Current Total Clubs Count | YTD New Clubs Count | YTD Cancelled Clubs Count | YTD Net Club Gain | Current Total Members Count | YTD Add | YTD Drop | YTD Net Growth | YTD Net Growth % | Member Count 12 Months Ago | Average Member Count Per Club | % of Clubs with less than 20 members | % No MMR in 3 Months | % No Officer Report in 12 Months | % of Clubs with balance 90+ days | Number of Clubs in Status Quo | % Status Quo Clubs in Financial Suspension | Number of Cancelled Clubs | Average Cancelled Club Age | Members Lost Due to Cancellation | % of Clubs Cancelled for Non-Financial Reasons |
| 23 | 0 | 2 | -2 | 869 | 50 | 69 | -19 | -2.14% | 878 | 38 | 4% | 43% | 0% | 0% | 0 | 0% | 2 | 15 | 24 | 0% |

* - P - Priority Club. Cancellation Reasons: 1-Objectives/conduct, 2-Non-active club, 5-Non-existing club, 6-Disbanding, 7-Merger, 8-Financial Suspension, 9-District/Multiple District Dues.

** - Abbreviation: P-President, S-Secretary, T-Treasurer, M-Member Chairperson, VP-First Vice President, MC-Communications Chairperson, SC-Service Chairperson

*** - Abbreviation: N/R - Never reported using the Lions Clubs website, N/A - Not applicable, No password registered for the Lions Clubs website.

**** - Abbreviation: N - New, IP - Immediate Past, R - Repeat.



Club Health Assessment for Ident 5795 - PRINCIPAT D'ANDORRA - UND through May 2025

| | | | Status | | | | | | | | Membership | | | | | | | | Reports | | | | Finance | | LCIF | | | | | | | | | | | | | | | | | | | | | | | | | | | | | | | | | | | | | | | | | | | | | | | | | | | | | | | | | | | | | | | | | | | | | | | | | | | | | | | | | | | | | | | | | | | | | | | | | | | | | | | | | | | | | | | | | | | | | | | | | | | | | | | | | | | | | | | | | | | | | | | | | | | | | | | | | | | | | | | | | | | | | | | | | | | | | | | | | | | | | | | | | | | | | | | | | | | | | | | | | | | | | | | | | | | | | | | | | | | | | | | | | | | | | | | | | | | | | | | | | | | | | | | | | | | | | | | | | | | | | | | | | | | | | | | | | | | | | | | | | | | | | | | | | | | | | | | | | | | | | | | | | | | | | | | | | | | | | | | | | | | | | | | | | | | | | | | | | | | | | | | | | | | | | | | | | | | | | | | | | | | | | | | | | | | | | | | | | | | | | | | | | | | | | | | | | | | | | | | | | | | | | | | | | | | | | | | | | | | | | | | | | | | | | | | | | | | | | | | | | | | | | | | | | | | | | | | | | | | | | | | | | | | | | | | | | | | | | | | | | | | | | | | | | | | | | | | | | | | | | | | | | | | | | | | | | | | | | | | | | | | | | | | | | | | | | | | | | | | | | | | | | | | | | | | | | | | | | | | | | | | | | | | | | | | | | | | | | | | | | | | | | | | | | | | | | | | | | | | | | | | | | | | | | | | | | | | | | | | | | | | | | | | | | | | | | | | | | | | | | | | | | | | | | | | | | | | | | | | | | | | | | | | | | | | | | | | | | | | | | | | | | | | | | | | | | | | | | | | | | | | | | | | | | | | | | | | | | | | | | | | | | | | | | | | | | | | | | | | | | | | | | | | | | | | | | | | | | | | | | | | | | | | | | | | | | | | | | | | | | | | | | | | | | | | | | | | | | | | | | | | | | | | | | | | | | | | | | | | | | | | | | | | | | | | | | | | | | | | | | | | | | | | | | | | | | | | | | | | | | | | | | | | | | | | | | | | | | | | | | | | | | | | | | | | | | | | | | | | | | | | | | | | | | | | | | | | | | | | | | | | | | | | | | | | | | | | | | | | | | | | | | | | | | | | | | | | | | | | | | | | | | | | | | | | | | | | | | | | | | | | | | | | | | | | | | | | | | | | | | | | | | | | | | | | | | | | | | | | | | | | | | | | | | | | | | | | | | | | | | | | | | | | | | | | | | | | | | | | | | | | | | | | | | | | | | | | | | | | | | | | | | | | | | | | | | | | | | | | | | | | | | | | | | | | | | | | | | | | | | | | | | | | | | | | | | | | | | | | | | | | | | | | | | | | | | | | | | | | | | | | | | | | | | | | | | | | | | | | | | | | | | | | | | | | | | | | | | | | | | | | | | | | | | | | | | | | | | | | | | | | | | | | | | | | | | | | | | | | | | | | | | | | | | | | | | | | | | | | | | | | | | | | | | | | | | | | | | | | | | | | | | | | | | | | | | | | | | | | | | | | | | | | | | | | | | | | | | | | | | | | |
|-------------|-----------|--------------|--------|--|--|--|--|--|--|--|------------|--|--|--|--|--|--|--|---------|--|--|--|---------|--|------|--|--|--|--|--|--|--|--|--|--|--|--|--|--|--|--|--|--|--|--|--|--|--|--|--|--|--|--|--|--|--|--|--|--|--|--|--|--|--|--|--|--|--|--|--|--|--|--|--|--|--|--|--|--|--|--|--|--|--|--|--|--|--|--|--|--|--|--|--|--|--|--|--|--|--|--|--|--|--|--|--|--|--|--|--|--|--|--|--|--|--|--|--|--|--|--|--|--|--|--|--|--|--|--|--|--|--|--|--|--|--|--|--|--|--|--|--|--|--|--|--|--|--|--|--|--|--|--|--|--|--|--|--|--|--|--|--|--|--|--|--|--|--|--|--|--|--|--|--|--|--|--|--|--|--|--|--|--|--|--|--|--|--|--|--|--|--|--|--|--|--|--|--|--|--|--|--|--|--|--|--|--|--|--|--|--|--|--|--|--|--|--|--|--|--|--|--|--|--|--|--|--|--|--|--|--|--|--|--|--|--|--|--|--|--|--|--|--|--|--|--|--|--|--|--|--|--|--|--|--|--|--|--|--|--|--|--|--|--|--|--|--|--|--|--|--|--|--|--|--|--|--|--|--|--|--|--|--|--|--|--|--|--|--|--|--|--|--|--|--|--|--|--|--|--|--|--|--|--|--|--|--|--|--|--|--|--|--|--|--|--|--|--|--|--|--|--|--|--|--|--|--|--|--|--|--|--|--|--|--|--|--|--|--|--|--|--|--|--|--|--|--|--|--|--|--|--|--|--|--|--|--|--|--|--|--|--|--|--|--|--|--|--|--|--|--|--|--|--|--|--|--|--|--|--|--|--|--|--|--|--|--|--|--|--|--|--|--|--|--|--|--|--|--|--|--|--|--|--|--|--|--|--|--|--|--|--|--|--|--|--|--|--|--|--|--|--|--|--|--|--|--|--|--|--|--|--|--|--|--|--|--|--|--|--|--|--|--|--|--|--|--|--|--|--|--|--|--|--|--|--|--|--|--|--|--|--|--|--|--|--|--|--|--|--|--|--|--|--|--|--|--|--|--|--|--|--|--|--|--|--|--|--|--|--|--|--|--|--|--|--|--|--|--|--|--|--|--|--|--|--|--|--|--|--|--|--|--|--|--|--|--|--|--|--|--|--|--|--|--|--|--|--|--|--|--|--|--|--|--|--|--|--|--|--|--|--|--|--|--|--|--|--|--|--|--|--|--|--|--|--|--|--|--|--|--|--|--|--|--|--|--|--|--|--|--|--|--|--|--|--|--|--|--|--|--|--|--|--|--|--|--|--|--|--|--|--|--|--|--|--|--|--|--|--|--|--|--|--|--|--|--|--|--|--|--|--|--|--|--|--|--|--|--|--|--|--|--|--|--|--|--|--|--|--|--|--|--|--|--|--|--|--|--|--|--|--|--|--|--|--|--|--|--|--|--|--|--|--|--|--|--|--|--|--|--|--|--|--|--|--|--|--|--|--|--|--|--|--|--|--|--|--|--|--|--|--|--|--|--|--|--|--|--|--|--|--|--|--|--|--|--|--|--|--|--|--|--|--|--|--|--|--|--|--|--|--|--|--|--|--|--|--|--|--|--|--|--|--|--|--|--|--|--|--|--|--|--|--|--|--|--|--|--|--|--|--|--|--|--|--|--|--|--|--|--|--|--|--|--|--|--|--|--|--|--|--|--|--|--|--|--|--|--|--|--|--|--|--|--|--|--|--|--|--|--|--|--|--|--|--|--|--|--|--|--|--|--|--|--|--|--|--|--|--|--|--|--|--|--|--|--|--|--|--|--|--|--|--|--|--|--|--|--|--|--|--|--|--|--|--|--|--|--|--|--|--|--|--|--|--|--|--|--|--|--|--|--|--|--|--|--|--|--|--|--|--|--|--|--|--|--|--|--|--|--|--|--|--|--|--|--|--|--|--|--|--|--|--|--|--|--|--|--|--|--|--|--|--|--|--|--|--|--|--|--|--|--|--|--|--|--|--|--|--|--|--|--|--|--|--|--|--|--|--|--|--|--|--|--|--|--|--|--|--|--|--|--|--|--|--|--|--|--|--|--|--|--|--|--|--|--|--|--|--|--|--|--|--|--|--|--|--|--|--|--|--|--|--|--|--|--|--|--|--|--|--|--|--|--|--|--|--|--|--|--|--|--|--|--|--|--|--|--|--|--|--|--|--|--|--|--|--|--|--|--|--|--|--|--|--|--|--|--|--|--|--|--|--|--|--|--|--|--|--|--|--|--|--|--|--|--|--|--|--|--|--|--|--|--|--|--|--|--|--|--|--|--|--|--|--|--|--|--|--|--|--|--|--|--|--|--|--|--|--|--|--|--|--|--|--|--|--|--|--|--|--|--|--|--|--|--|--|--|--|--|--|--|--|--|--|--|--|--|--|--|--|--|--|--|--|--|--|--|--|--|--|--|--|--|--|--|--|--|--|--|--|--|--|--|--|--|--|--|--|--|--|--|--|--|--|--|--|--|--|--|--|--|--|--|--|--|--|--|--|--|--|--|--|--|--|--|--|--|--|--|--|--|--|--|--|--|--|--|--|--|--|--|--|--|--|--|--|--|--|--|--|--|--|--|--|--|--|--|--|--|--|--|--|--|--|--|--|--|--|--|--|--|--|--|--|--|--|--|--|--|--|--|--|--|--|--|--|--|--|--|--|--|--|--|--|--|--|--|--|--|--|--|--|--|--|--|--|--|--|--|--|--|--|--|--|--|--|--|--|--|--|--|--|--|--|--|--|--|--|--|--|--|--|--|--|--|--|--|--|--|--|--|--|--|--|--|--|--|--|--|--|--|--|--|--|--|--|--|--|--|--|--|--|--|--|--|--|--|--|--|--|--|--|--|--|--|--|--|--|--|--|--|--|--|--|--|--|--|--|--|--|--|--|--|--|--|--|--|--|--|--|--|--|--|--|--|--|--|--|--|--|--|--|--|--|--|--|--|--|--|--|--|--|--|--|--|--|--|--|--|--|--|--|--|--|--|--|
| Club Number | Club Name | Charter Date | | | | | | | | | | | | | | | | | | | | | | | | | | | | | | | | | | | | | | | | | | | | | | | | | | | | | | | | | | | | | | | | | | | | | | | | | | | | | | | | | | | | | | | | | | | | | | | | | | | | | | | | | | | | | | | | | | | | | | | | | | | | | | | | | | | | | | | | | | | | | | | | | | | | | | | | | | | | | | | | | | | | | | | | | | | | | | | | | | | | | | | | | | | | | | | | | | | | | | | | | | | | | | | | | | | | | | | | | | | | | | | | | | | | | | | | | | | | | | | | | | | | | | | | | | | | | | | | | | | | | | | | | | | | | | | | | | | | | | | | | | | | | | | | | | | | | | | | | | | | | | | | | | | | | | | | | | | | | | | | | | | | | | | | | | | | | | | | | | | | | | | | | | | | | | | | | | | | | | | | | | | | | | | | | | | | | | | | | | | | | | | | | | | | | | | | | | | | | | | | | | | | | | | | | | | | | | | | | | | | | | | | | | | | | | | | | | | | | | | | | | | | | | | | | | | | | | | | | | | | | | | | | | | | | | | | | | | | | | | | | | | | | | | | | | | | | | | | | | | | | | | | | | | | | | | | | | | | | | | | | | | | | | | | | | | | | | | | | | | | | | | | | | | | | | | | | | | | | | | | | | | | | | | | | | | | | | | | | | | | | | | | | | | | | | | | | | | | | | | | | | | | | | | | | | | | | | | | | | | | | | | | | | | | | | | | | | | | | | | | | | | | | | | | | | | | | | | | | | | | | | | | | | | | | | | | | | | | | | | | | | | | | | | | | | | | | | | | | | | | | | | | | | | | | | | | | | | | | | | | | | | | | | | | | | | | | | | | | | | | | | | | | | | | | | | | | | | | | | | | | | | | | | | | | | | | | | | | | | | | | | | | | | | | | | | | | | | | | | | | | | | | | | | | | | | | | | | | | | | | | | | | | | | | | | | | | | | | | | | | | | | | | | | | | | | | | | | | | | | | | | | | | | | | | | | | | | | | | | | | | | | | | | | | | | | | | | | | | | | | | | | | | | | | | | | | | | | | | | | | | | | | | | | | | | | | | | | | | | | | | | | | | | | | | | | | | | | | | | | | | | | | | | | | | | | | | | | | | | | | | | | | | | | | | | | | | | | | | | | | | | | | | | | | | | | | | | | | | | | | | | | | | | | | | | | | | | | | | | | | | | | | | | | | | | | | | | | | | | | | | | | | | | | | | | | | | | | | | | | | | | | | | | | | | | | | | | | | | | | | | | | | | | | | | | | | | | | | | | | | | | | | | | | | | | | | | | | | | | | | | | | | | | | | | | | | | | | | | | | | | | | | | | | | | | | | | | | | | | | | | | | | | | | | | | | | | | | | | | | | | | | | | | | | | | | | | | | | | | | | | | | | | | | | | | | | | | | | | | | | | | | | | | | | | | | | | | | | | | | | | | | | | | | | | | | | | | | | | | | | | | | | | | | | | | | | | | | | | | | | | | | | | | | | | | | | | | | | | | | | | | | | | | | | | | | | | | | | | | | | | | | | | | |

* - P - Priority Club. Cancellation Reasons: 1-Objectives/conduct, 2-Non-active club, 5-Non-existing club, 6-Disbanding, 7-Merger, 8-Financial Suspension, 9-District/Multiple District Dues.

** - Abbreviation: P-President, S-Secretary, T-Treasurer, M-Member Chairperson, VP-First Vice President, MC-Communications Chairperson, SC-Service Chairperson

*** - Abbreviation: N/R - Never reported using the Lions Clubs website, N/A - Not applicable, No password registered for the Lions Clubs website.

**** - Abbreviation: N - New, IP - Immediate Past, R - Repeat.



Club Health Assessment for Ident 5867 - PRIN OF MONACO - UND through May 2025

| | | | Status | | Membership | | | | | | | Reports | | | | | Finance | | LCIF | |
|-------------------------------|---------------------|---------------------------|---|-----------------------------|-----------------------------|-------------------|---------------------|------------------|---|-------------------------------|--|-------------------------------------|------------------------------------|----------------------------------|---|--|---------------------------|-----------------------------------|----------------------------------|--|
| Club Number | Club Name | Charter Date | | | Current Member Count | YTD Members Added | YTD Members Dropped | YTD Net Growth | YTD Net Growth% | Member Count 12 Months Ago | Avg. length of service for dropped members | Months Since Last MMR *** | Yrs. Since Last Officer Report | President Rotation | Vice President Reported **** | Months Since Last Activity Report *** | Account Balance | Donations for current Fiscal Year | | |
| | | | Number of times on status quo within last two years | | If below 15 members appears | | | | If net loss is greater than 20% appears | | | If no report in 3 months appears in | When more than one year appears in | Number of repeat terms | Notes the officers that do not have an active | If no report at 12 months appears in red | | | | |
| Clubs more than two years old | | | | | | | | | | | | | | | | | | | | |
| 27952 | Monaco | 05/24/1961 | Active(1) | | 34 | 10 | 11 | -1 | -2.86% | 35 | 25 | 1 | | | N | M,SC | N/R | | | |
| Current Total Clubs Count | YTD New Clubs Count | YTD Cancelled Clubs Count | YTD Net Club Gain | Current Total Members Count | YTD Add | YTD Drop | YTD Net Growth | YTD Net Growth % | Member Count 12 Months Ago | Average Member Count Per Club | % of Clubs with less than 20 members | % No MMR in 3 Months | % No Officer Report in 12 Months | % of Clubs with balance 90+ days | Number of Clubs in Status Quo | % Status Quo Clubs in Financial Suspension | Number of Cancelled Clubs | Average Cancelled Club Age | Members Lost Due to Cancellation | % of Clubs Cancelled for Non-Financial Reasons |
| 1 | 0 | 0 | 0 | 34 | 10 | 11 | -1 | -2.86% | 35 | 34 | 0% | 0% | 0% | 0% | 0 | 0% | 0 | 0 | 0 | 0% |

* - P - Priority Club. Cancellation Reasons: 1-Objectives/conduct, 2-Non-active club, 5-Non-existing club, 6-Disbanding, 7-Merger, 8-Financial Suspension, 9-District/Multiple District Dues.
** - Abbreviation: P-President, S-Secretary, T-Treasurer, M-Member Chairperson, VP-First Vice President, MC-Communications Chairperson, SC-Service Chairperson
*** - Abbreviation: N/R - Never reported using the Lions Clubs website, N/A - Not applicable, No password registered for the Lions Clubs website.
**** - Abbreviation: N - New, IP - Immediate Past, R - Repeat.